

**ТЕЛЕФОНЫ**

(044) 360-7-130  
 (050) 336-0-130  
 (063) 788-0-130  
 (067) 233-0-130  
 (068) 282-0-130

# 130

COM.UA

## Интернет-магазин автотоваров



ICO  
 294-0-130  
 597-0-130

SKYPE  
 km-130

**АВТОМАГНИТОЛЫ** — Магнитолы • Медиа-ресиверы и станции • Штатные магнитолы • CD/DVD чейнджеры • FM-модуляторы/USB адаптеры • Flash память • Переходные рамки и разъемы • Антенны • Аксессуары | **АВТОЗВУК** — Акустика • Усилители • Сабвуферы • Процессоры • Кроссоверы • Наушники • Аксессуары | **БОРТОВЫЕ КОМПЬЮТЕРЫ** — Универсальные компьютеры • Модельные компьютеры • Аксессуары | **GPS НАВИГАТОРЫ** — Портативные GPS • Встраиваемые GPS • GPS модули • GPS трекеры • Антенны для GPS навигаторов • Аксессуары | **ВИДЕОУСТРОЙСТВА** — Видеорегистраторы • Телевизоры и мониторы • Автомобильные ТВ тюнеры • Камеры • Видео модули • Транскодеры • Автомобильные ТВ антенны • Аксессуары | **ОХРАННЫЕ СИСТЕМЫ** — Автосигнализации • Мотосигнализации • Механические блокираторы • Имобилайзеры • Датчики • Аксессуары | **ОПТИКА И СВЕТ** — Ксенон • Биксенон • Лампы • Светодиоды • Стробоскопы • Оптика и фары • Омыватели фар • Датчики света, дождя • Аксессуары | **ПАРКТРОНИКИ И ЗЕРКАЛА** — Задние парктроники • Передние парктроники • Комбинированные парктроники • Зеркала заднего вида • Аксессуары | **ПОДОГРЕВ И ОХЛАЖДЕНИЕ** — Подогревы сидений • Подогревы зеркал • Подогревы дворников • Подогревы двигателей • Автохолодильники • Автокондиционеры • Аксессуары | **ТЮНИНГ** — Виброизоляция • Шумоизоляция • Тонировочная пленка • Аксессуары | **АВТОАКСЕССУАРЫ** — Радар-детекторы • Громкая связь Bluetooth • Стеклоподъемники • Компрессоры • Звуковые сигналы, СГУ • Измерительные приборы • Автопылесосы • Автокресла • Разное | **МОНТАЖНОЕ ОБОРУДОВАНИЕ** — Установочные комплекты • Обивочные материалы • Декоративные решетки • Фазоинверторы • Кабель и провод • Инструменты • Разное | **ПИТАНИЕ** — Аккумуляторы • Преобразователи • Пуско-зарядные устройства • Конденсаторы • Аксессуары | **МОРСКАЯ ЭЛЕКТРОНИКА И ЗВУК** — Морские магнитолы • Морская акустика • Морские сабвуферы • Морские усилители • Аксессуары | **АВТОХИМИЯ И КОСМЕТИКА** — Присадки • Жидкости омывателя • Средства по уходу • Полироли • Ароматизаторы • Клеи и герметики | **ЖИДКОСТИ И МАСЛА** — Моторные масла • Трансмиссионные масла • Тормозные жидкости • Антифризы • Технические смазки



В магазине «130» вы найдете и сможете купить в Киеве с доставкой по городу и Украине практически все для вашего автомобиля. Наши опытные консультанты предоставят вам исчерпывающую информацию и помогут подобрать именно то, что вы ищете. Ждем вас по адресу

<http://130.com.ua>

**V** ЗНАЧИТ  
**VARTA**



**АККУМУЛЯТОРНЫЕ БАТАРЕИ  
ДЛЯ АВТОМОБИЛЕЙ**  
КАТАЛОГ ПРИМЕНЯЕМОСТИ 2010/2011



**VARTA**

BY JOHNSON CONTROLS



## ПОИСК ПРОДУКТА И ДИЛЕРА В СЕТИ ИНТЕРНЕТ!

### ■ Поиск продукта

Найдите батарею VARTA, подходящую для Вашего автомобиля, быстро и удобно в сети Интернет – указав марку и модель автомобиля или конкретные рабочие параметры.

### ■ Поиск дилера

Если Вы хотите узнать, где Вы можете приобрести новую батарею VARTA, используйте наш инструмент поиска магазина. Укажите свою страну, почтовый индекс и место проживания, выберите сами радиус, в пределах которого Вы хотите провести поиск. Вам сразу будут показаны ближайшие магазины.

Подробная информация на сайте:

[www.varta-automotive.com](http://www.varta-automotive.com)

 **VARTA**

BY JOHNSON CONTROLS

# СОДЕРЖАНИЕ

## ПРЕВОСХОДНАЯ МОЩНОСТЬ ДЛЯ КАЖДОГО ЛЕГКОВОГО АВТОМОБИЛЯ

Введение .....	4
Батареи VARTA Start-Stop .....	6
VARTA Dynamic Trio .....	10
Технология PowerFrame® .....	12
Модельный ряд .....	14

## ТЕХНИЧЕСКАЯ ИНФОРМАЦИЯ

Техническая информация .....	17
Техническое обслуживание и уход .....	18
Проверка стартерных батарей .....	20

ПРИМЕНЯЕМОСТЬ .....	22
---------------------	----

## ПРЕВОСХОДНАЯ МОЩНОСТЬ ДЛЯ КАЖДОГО ЛЕГКОВОГО АВТОМОБИЛЯ.

Превосходная мощность для каждого легкового автомобиля и для любых потребностей – именно это означает VARTA. постоянные инновации и бескомпромиссные стандарты качества делают нас ведущим производителем аккумуляторных батарей. Целый ряд инноваций от AGM до уникальной технологии PowerFrame® делает VARTA основной батареей для первичной комплектации ведущих автопроизводителей.

Мы день за днем работаем над тем, чтобы и в будущем обеспечивать Ваши легковые автомобили батареями непревзойденного качества. Приоритетом наших разработок являются не только максимальные

технические показатели, но также надежность и экологичность нашей продукции. Более длительный срок службы, эффективные энергосберегающие методы производства и развитие сертифицированной системы утилизации – всего лишь несколько примеров нашей деятельности в этой области.

Какую бы батарею VARTA Вы ни приобрели, Ваш выбор – правильный. Ведь VARTA – это максимальная пусковая мощность. Это стабильное энергоснабжение. Это 100 %-ная надежность. Все эти преимущества батарей VARTA достигаются благодаря новейшим прогрессивным технологиям.

**VARTA. СКРЫТАЯ ЭНЕРГИЯ. НАДЕЖНАЯ РАБОТА. И НЕ ТОЛЬКО.**







## START-STOP: НОВАЯ ЭРА В РАЗВИТИИ АККУМУЛЯТОРНЫХ БАТАРЕЙ.



Борьба с глобальным потеплением и уменьшение выбросов CO<sub>2</sub> – это темы, волнующие всех. Для автомобилестроения они являются серьезной задачей. Согласно новым нормам ЕС, вступающим в силу в 2012 г., максимально допустимый уровень содержания CO<sub>2</sub> в выхлопных газах автомобилей снижается до 130 г/км по всей Европе. А это влечет за собой повышение требований к автомобильным аккумуляторным батареям. Ведь для соблюдения новых предельных показателей необходимы не только изменения в управлении двигателем, но и, прежде всего, инновационные технологии батарей.

Именно поэтому тема «гибридов» актуальна как никогда. Автомобилестроители используют понятие «гибрид», чтобы подчеркнуть аспект экологичности автомобилей. При этом существуют различные формы гибридов: микро-гибрид (Start-Stop), мягкий гибрид и полный гибрид. Среди этих перспективных технологий Start-Stop приобретает всё большее значение. По мнению экспертов, доля выпущенных в Европе автомобилей, оснащенных Start-Stop, вырастет к 2015 году до 70%.

Как хорошо, что уже сегодня можно обеспечить готовность к этим тенденциям: благодаря VARTA Start-Stop и Start-Stop Plus от Johnson Controls.

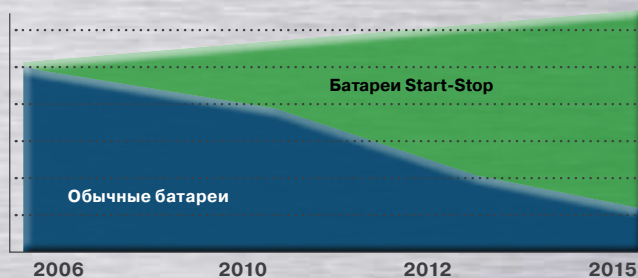
В автомобильной промышленности понятие «микрогибрид» используется, в частности, для технологии Start-Stop.



# START STOP



## Тенденции развития автомобилестроения



# 70%

Сегодня система Start-Stop установлена уже на 2,8 млн. автомобилей. А в 2015 г. ею будут оснащены 30 млн. машин. Другими словами, доля новых автомобилей, оснащённых системой Start-Stop, к 2015 году достигнет 70%!





# VARTA START-STOP. НЕОБХОДИМАЯ ЭНЕРГИЯ ДЛЯ ТЕХНОЛОГИИ START-STOP.


Батарея VARTA Start-Stop с технологией EFB идеально настроена на стандартную функцию Start-Stop. При заглушенном двигателе она надежно обеспечивает электроэнергией потребителей и гарантирует повторный запуск двигателя за доли секунды. Кроме того, она имеет в два раза большую устойчивость к циклам по сравнению с обычными батареями и выдерживает более глубокий разряд, не теряя при этом функциональности.

## ОБЗОР ПРЕИМУЩЕСТВ VARTA START-STOP:

- Оптимизированная технология EFB (Enhanced Flooded Battery) со специальной плёнкой из микро-волокна
- Новейшая технология для первичной комплектации стандартных автомобилей с системой Start-Stop
- В два раза большая устойчивость к циклам по сравнению с обыкновенной стартерной батареей
- Повышенная зарядная емкость, позволяющая быстрее возвращать энергию во время движения автомобиля
- Электролит не вытекает при углах наклона до 55°
- Хорошая пусковая мощность
- Увеличенный срок службы
- Не требует доливки воды в процессе эксплуатации

## КОНСТРУКЦИЯ БАТАРЕИ VARTA START-STOP С ТЕХНОЛОГИЕЙ EFB:

- EFB – это сокращение от «Enhanced Flooded Battery»: усовершенствованная батарея с жидким электролитом
- Специально разработана для стандартных автомобилей с системой Start-Stop без дополнительных энергосберегающих функций
- По сравнению с обыкновенной залитой батареей имеет на пластинах специальную плёнку из полиэстера и более толстые пластины
- Плёнка из полиэстера обеспечивает удержание дополнительного активного материала на пластинах
- Благодаря этому – большая устойчивость к циклам по сравнению с традиционными батареями
- Потери активного материала максимально сокращены
- Актуальные примеры автомобилей с этой технологией батареи: Fiat 500 Start-Stop, Toyota Yaris Start-Stop, Ford ECOnetic



# VARTA START-STOP PLUS. ИДЕАЛЬНАЯ ЭНЕРГИЯ ДЛЯ ТЕХНОЛОГИИ START-STOP С РАСШИРЕННЫМИ ФУНКЦИЯМИ.

VARTA Start-Stop Plus – это идеальное решение для автомобилей, имеющих расширенную систему Start-Stop с рекуперацией энергии при торможении и дополнительные топливосберегающие технологии на борту. Такие нагрузки выдерживают только специально разработанные батареи VARTA Start-Stop Plus с технологией AGM. VARTA Start-Stop Plus, по сравнению с VARTA Start-Stop, – еще мощнее и универсальнее; она способна надежно обеспечивать электроэнергией еще большее количество потребителей и работать при более низком уровне заряженности.

## ОБЗОР ПРЕИМУЩЕСТВ VARTA START-STOP PLUS:

- Инновационная технология AGM со специальным сепаратором из стекловолокна
- Актуальная технология для первичной комплектации микрогибридов с расширенной системой Start-Stop
- В 3–4 раза бóльшая устойчивость к циклам, что позволяет выдерживать нагрузки всех автомобилей с системой Start-Stop и автомобилей класса люкс
- Увеличенная скорость заряда, позволяющая поглощать дополнительную энергию, полученную при рекуперации
- Герметизированная конструкция, электролит не вытекает при углах наклона до 360°
- Высокая пусковая мощность даже при низком уровне заряда
- Увеличенный срок службы
- Не требует доливки воды в процессе эксплуатации

## КОНСТРУКЦИЯ БАТАРЕИ VARTA START-STOP PLUS С ТЕХНОЛОГИЕЙ AGM:

- AGM – это сокращение от «Absorbent Glass Mat»
- AGM технология является самой современной в развитии свинцовых батарей
- Электролит связан в сепараторе из стекловолокна, который также удерживает активный материал на пластине с равномерным давлением
- Потери активного материала при этом сводятся к абсолютному минимуму
- Эта технология предотвращает расслоение электролита, что является главным источником неисправности среди автомобилей с высокими требованиями
- Максимальная мощность, чрезвычайно высокая устойчивость к циклам и виброустойчивость
- Идеальное решение для автомобилей с системой Start-Stop, рекуперацией энергии торможения и многочисленными потребителями электроэнергии, напр., BMW Efficient Dynamics, VW BlueMotion





## DYNAMIC TRIO. СОВЕРШЕННАЯ ЭНЕРГИЯ ДЛЯ КАЖДОГО АВТОМОБИЛЯ.

Dynamic Trio – это идеально подобранная энергия для Ваших потребностей и превосходная технология от VARTA для каждого автомобиля. Батареи VARTA Dynamic Trio – Dynamic Black, Blue и Silver – оснащены уникальной технологией PowerFrame®. Эта технология решетки, запатентованная VARTA, обеспечивает максимальный срок службы, оптимальную проводную способность и

снижение вредных выбросов при производстве батарей. Какая батарея из ассортимента Dynamic Trio подходит Вам, определяется тем, какой у Вас автомобиль. Независимо от того, имеет ли Ваш автомобиль повышенные, средние или низкие потребности в мощности, выбирая батарею VARTA Вы принимаете верное решение.



### **SILVER Dynamic**

Продукт высшего класса по своим техническим параметрам превосходит требования ведущих автопроизводителей. Рекордные показатели стартерного тока и дополнительная емкость обеспечивают уверенный пуск двигателя и надежное энергоснабжение даже в экстремальных условиях.

#### ПРЕИМУЩЕСТВА

##### **SILVER DYNAMIC**

- Для автомобилей с мощным двигателем - Идеальное решение при большом количестве потребителей электроэнергии
- Продукт высшего класса
- Оптимальный выбор для дизельных двигателей
- Долгий срок службы благодаря PowerFrame®



### **BLUE Dynamic**

BLUE Dynamic – неизменный лидер продаж, сочетающий высокую мощность и надежность для любого автомобиля. Настоящего универсала отличают прекрасные показатели емкости, тока холодной прокрутки и безопасности. Его установка рекомендуется для автомобилей с большим количеством электрооборудования.

#### ПРЕИМУЩЕСТВА

##### **BLUE DYNAMIC**

- Для автомобилей всех классов
- Проверенная на практике высокая мощность
- Лидер продаж на рынке
- Долгий срок службы благодаря PowerFrame®



### **BLACK Dynamic**

Большинство недорогих автомобилей в стандартной комплектации имеют меньшую потребность в энергии. С другой стороны, они также нуждаются в надежной работе батареи VARTA. Им подойдет BLACK Dynamic – линейка батарей с прекрасным соотношением цены и качества.

#### ПРЕИМУЩЕСТВА

##### **BLACK DYNAMIC**

- Для автомобилей в стандартной комплектации
- Надежная конструкция минимизирует обслуживание сокращая расходы в эксплуатации
- Рациональные емкость и стартерный ток
- Долгий срок службы благодаря PowerFrame®





## ТЕХНОЛОГИЯ POWERFRAME®. НАСТОЯЩАЯ СИЛА ВНУТРИ.

Настоящая сила – это вопрос мощности, выносливости, эффективности и, прежде всего, технологии. Это доказывает уникальная технология PowerFrame® от Johnson Controls: инновационная конструкция обеспечивает значительное увеличение срока службы, мощности холодного пуска и энергопроизводительности. Прочная конструкция решетки надежно предотвращает преждевременный выход батареи из строя вследствие коррозии и, таким образом, обеспечивает максимальный срок службы.

Структура решетки оптимизирована с целью лучшего прохождения тока, обеспечивая меньшее сопротивление и наилучшую проводимость. Это гарантирует быструю подзарядку, стабильно высокую мощность пуска и устойчивость к коррозии.

С PowerFrame® Johnson Controls устанавливает новые стандарты, которых не может достичь обычная решетка. Ведь в отличие от обычных решеток, PowerFrame® не отливается и не растягивается, а изготавливается методом горячего вальцевания и вырубки с высокой точностью. Благодаря этой технологии материал упрочняется. Что касается обычных решеток, процесс их производства ослабляет материал, что приводит к увеличению скорости коррозии в течение срока службы.

Производство решеток PowerFrame® является также экологически более чистым в производстве. Само изготовление этой прочной, устойчивой к коррозии решетки требует на 20% меньше энергозатрат, чем обычные методы производства.

Батареи VARTA с технологией PowerFrame® – источник настоящей силы.



## НАСТОЯЩАЯ СИЛА

Вы найдете ее в работе каждого элемента каждой батареи с технологией PowerFrame®.

Логотип PowerFrame® снаружи – свидетельство ее мощности внутри.



### POWERFRAME® grid technology

#### **Прочная структура.**



Усиленная конструкция сводит к минимуму коррозию и рост решетки предотвращая преждевременный выход из строя.

#### **Идеальная мощность.**


PowerFrame® оптимизирует прохождение тока, чтобы обеспечивать стабильное энергоснабжение в течение всего срока службы батареи.

#### **Чистое производство.**

По сравнению с прежними технологическими методами, производство PowerFrame® требует на 20% меньше энергии и сокращает на 20% вредные выбросы.



#### **Отливка в форме**



#### **Просечка и растяжка**



#### **Коррозия**

Обычные батареи с использованием отлитых решеток или растянутых решеток сильно подвержены коррозии, что приводит к сокращению срока службы батареи. Этим старым, низкотехнологичным методам производства также не хватает оптимизации и точности изготовления, которые характеризуют технологию PowerFrame®.

## МАКСИМАЛЬНАЯ МОЩНОСТЬ – В КАЖДОЙ ОБЛАСТИ ПРИМЕНЕНИЯ.

С помощью нашего модельного ряда Вы можете быстро и просто подобрать идеально подходящую батарею для каждого автомобиля. Независимо от того, идет ли речь о подержанной или новейшей высокотехнологичной модели, батарея VARTA – это всегда лучший выбор.

Широкий ассортимент VARTA от Johnson Controls – позволяет точно выбрать нужную технологию для Вашего автомобиля.

В традиционно широкий ассортимент VARTA добавлены новые типы AGM и EFB, предназначенных для работы в составе микрогибридов с технологией Start-Stop.

### МОДЕЛЬНЫЙ РЯД



**VARTA START-STOP PLUS  
С ТЕХНОЛОГИЕЙ AGM**

Код VARTA ... B51 2	Краткое обозначение	Номинальная ёмкость (20ч), Ач	Ток холодного прокрутки (EN), А	Габаритные размеры, мм			Типоразмер	Масса, кг	Полярность	Полусные выводы	Крепление за основание
				Д	Ш	В					
560 901 068	D52	60	680	242	175	190	H5 / L2	17,7	0	1	B13
570 901 076	E39	70	760	278	175	190	H6 / L3	20,4	0	1	B13
580 901 080	F21	80	800	315	175	190	H7 / L4	22,5	0	1	B13
595 901 085	G14	95	850	353	175	190	H8 / L5	26,4	0	1	B13
605 901 095	H15	105	950	393	175	190	H9 / L6	29,2	0	1	B13



**VARTA START-STOP  
С ТЕХНОЛОГИЕЙ EFB**

Код VARTA ... B60 2	Краткое обозначение	Номинальная ёмкость (20ч), Ач	Ток холодного прокрутки (EN), А	Габаритные размеры, мм			Типоразмер	Масса, кг	Полярность	Полусные выводы	Крепление за основание
				Д	Ш	В					
560 500 056	D53	60	560	242	175	190	H5 / L2	16,5	0	1	B13
565 500 065	D54	65	650	278	175	175	T6 / LB3	18,9	0	1	B13
570 500 065	E45	70	650	278	175	190	H6 / L3	21,3	0	1	B13
575 500 073	E46	75	730	315	175	175	T7 / LB4	18,4	0	1	B13
580 500 073	F22	80	730	315	175	190	H7 / L4	20,7	0	1	B13



**SILVER DYNAMIC**  
С ТЕХНОЛОГИЕЙ POWERFRAME®



Код VARTA	Краткое обозначение	Номинальная ёмкость (20ч), Ач	Ток холодного прокрутки (EN), А	Габаритные размеры, мм			Типоразмер	Масса, кг	Полярность	Полусные выводы	Крепление за основание
				Д	Ш	В					
... 316 2											
552 401 052	C6	52	520	207	175	175	T4 / LB1	12,5	0	1	B13
554 400 053	C30	54	530	207	175	190	H4 / L1	13,1	0	1	B13
561 400 060	D21	61	600	242	175	175	T5 / LB2	14,6	0	1	B13
563 400 061	D15	63	610	242	175	190	H5 / L2	15,3	0	1	B13
563 401 061	D39	63	610	242	175	190	H5R / L2R	15,3	1	1	B13
574 402 075	E38	74	750	278	175	175	T6 / LB3	17,4	0	1	B13
577 400 078	E44	77	780	278	175	190	H6 / L3	18,3	0	1	B13
585 200 080	F18	85	800	315	175	175	T7 / LB4	19,6	0	1	B13
600 402 083	H3	100	830	353	175	190	H8 / L5	22,6	0	1	B13
610 402 092	I1	110	920	393	175	190	H9 / L6	25,2	0	1	B13



**BLUE DYNAMIC**  
С ТЕХНОЛОГИЕЙ POWERFRAME®



Код VARTA	Краткое обозначение	Номинальная ёмкость (20ч), Ач	Ток холодного прокрутки (EN), А	Габаритные размеры, мм			Типоразмер	Масса, кг	Полярность	Полусные выводы	Крепление за основание
				Д	Ш	В					
... 313 2											
540 126 033	A14	40	330	187	127	227	B19	10,2	0	3	B00
540 127 033	A15	40	330	187	127	227	B19R	10,2	1	3	B00
542 400 039	B35	42	390	175	175	190	H3 / L0	10,3	0	1	B13
544 402 044	B18	44	440	207	175	175	T4 / LB1	11,5	0	1	B13
545 155 033	B31	45	330	238	129	227	B24	11,7	0	3	B00
545 156 033	B32	45	330	238	129	227	B24R	11,7	0	1	B00
545 157 033	B33	45	330	238	129	227	B24S	11,7	1	3	B00
545 158 033	B34	45	330	238	129	227	B24RS	11,7	1	1	B00
552 400 047	C22	52	470	207	175	190	H4 / L1	12,7	0	1	B13
560 127 054	D43	60	540	242	175	190	H5R / L2R	14,6	1	1	B13
560 408 054	D24	60	540	242	175	190	H5 / L2	14,6	0	1	B13
560 409 054	D59	60	540	242	175	175	T5 / LB2	14,6	0	1	B13
560 410 054	D47	60	540	232	173	225	D23	15,8	0	1	B00
560 411 054	D48	60	540	232	173	225	D23R	15,8	1	1	B00
570 412 063	E23	70	630	261	175	220	D26	16,9	0	1	B01
570 413 063	E24	70	630	261	175	220	D26R	16,9	1	1	B01
572 409 068	E43	72	680	278	175	175	T6 / LB3	16,6	0	1	B13
574 012 068	E11	74	680	278	175	190	H6 / L3	17,3	0	1	B13
574 013 068	E12	74	680	278	175	190	H6R / L3R	17,3	1	1	B13
580 406 074	F17	80	740	315	175	175	T7 / LB4	18,8	0	1	B13
595 402 080	G3	95	800	353	175	190	H8 / L5	21,9	0	1	B13
595 404 083	G7	95	830	306	173	225	D31	21,7	0	1	B01
595 405 083	G8	95	830	306	173	225	D31R	21,7	1	1	B01





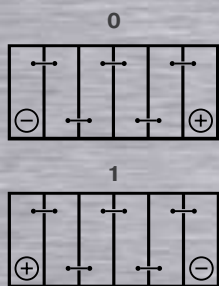
**BLACK DYNAMIC**  
**С ТЕХНОЛОГИЕЙ POWERFRAME®**



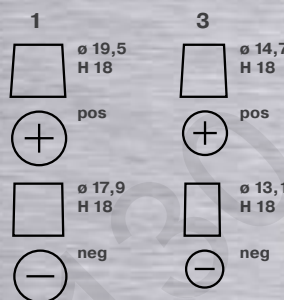
Код VARTA ... 312 2	Краткое обозначение	Номинальная ёмкость (20ч), Ач	Ток холодного прокрутки (EN), А	Габаритные размеры, мм			Типоразмер	Масса, кг	Полярность	Полусные выводы	Крепление за основание
				Д	Ш	В					
541 400 036	A17	41	360	207	175	175	T4 / LB1	10,9	0	1	B13
545 077 030	B23	45	300	219	135	225	E2	10,8	0	1	B01
545 079 030	B24	45	300	219	135	225	E2R	10,8	1	1	B01
545 412 040	B19	45	400	207	175	190	H4 / L1	11,7	0	1	B13
545 413 040	B20	45	400	207	175	190	H4R / L1R	11,7	1	1	B13
553 400 047	C10	53	470	242	175	175	T5 / LB2	13,3	0	1	B13
556 400 048	C14	56	480	242	175	190	H5 / L2	13,9	0	1	B13
556 401 048	C15	56	480	242	175	190	H5R / L2R	13,9	1	1	B13
570 409 064	E13	70	640	278	175	190	H6 / L3	16,9	0	1	B13
570 144 064	E9	70	640	278	175	175	T6 / LB3	16,4	0	1	B13
588 403 074	F5	88	740	353	175	175	T8 / LB5	20,6	0	1	B13
590 122 072	F6	90	720	353	175	190	H8 / L5	21,1	0	1	B13

**ТЕХНИЧЕСКАЯ ИНФОРМАЦИЯ**

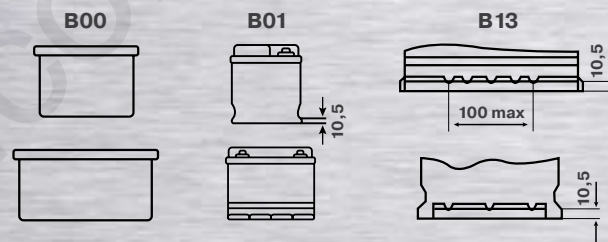
**Полярность**



**Полусные выводы**



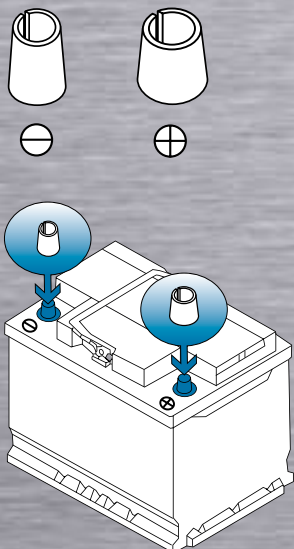
**Крепление за основание**



**ТИПЫ АДАПТЕРОВ**

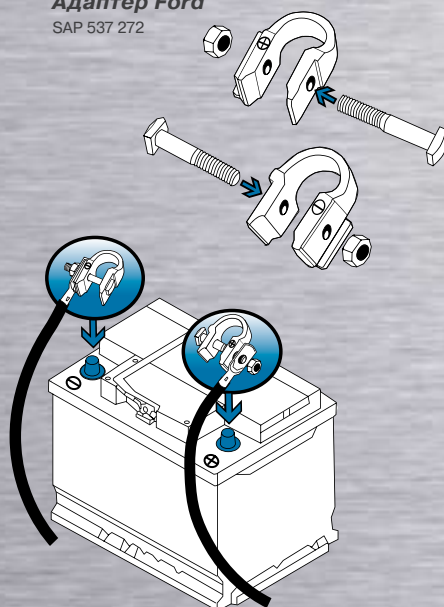
**Адаптер JIS**

SAP 537 270



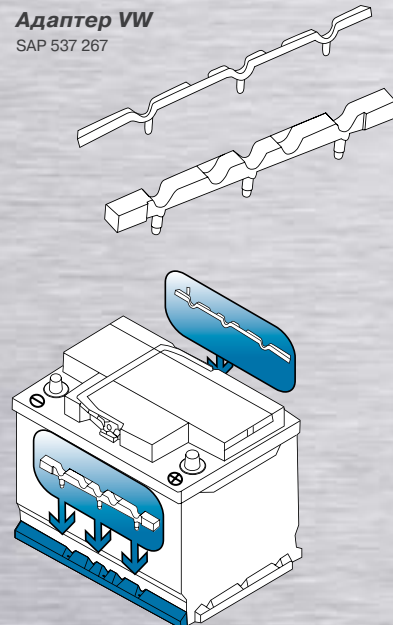
**Адаптер Ford**

SAP 537 272



**Адаптер VW**

SAP 537 267



# ТЕХНИЧЕСКАЯ ИНФОРМАЦИЯ

## ЦВЕТОВАЯ КОДИРОВКА БАТАРЕЙ ПО КВАРТАЛАМ ИЗГОТОВЛЕНИЯ

Квартал	Цвет	Образец цвета
II.2009	красный	
III.2009	Сиреневый	
IV.2009	белый	
I.2010	серый	

Квартал	Цвет	Образец цвета
II.2010	оранжевый	
III.2010	желтый	
IV.2010	голубой	
I.2011	зеленый	

## ХРАНЕНИЕ И ЗАРЯД АККУМУЛЯТОРНЫХ БАТАРЕЙ

Чтобы обеспечить максимальный срок хранения залитых и заряженных батарей без подзарядки, средняя годовая температура складского помещения должна составлять 15 °С. Кратковременная максимальная температура хранения не должна превышать 25 °С.

Продажа батарей должна выполняться в порядке поступления. С этой целью батареи имеют цветовое кодирование по кварталам изготовления (см. Таблицу с цветовой кодировкой).

### Рекомендации по установке батареи и возможной подзарядке

#### 1. Установка

Установка в автомобиль клиента должен выполняться не позже 15 месяцев с даты изготовления (см. Таблицу с цветовой кодировкой). Напряжение разомкнутой должно быть выше 12,2В.

#### 2. Подзарядка

Подзарядка батареи необходима, если из-за длительного времени складирования уровень напряжения разомкнутой цепи стал ниже 12,5В.

Подзарядка должна выполняться в соответствии с правилами безопасности (в особенности ношение защитных очков) в хорошо проветриваемом помещении.

#### 2.1 Контроль напряжения разомкнутой цепи

Контроль напряжения разомкнутой цепи (НРЦ) должен проводиться по истечении 2-4 кварталов после изготовления. Если НРЦ меньше 12,5В, а батарея еще остается на складе, она должна быть подзаряжена до уровня 12,7 - 12,8В.

#### 2.2 Измерение напряжения разомкнутой цепи

Измерение НРЦ проводится цифровым мультиметром с точностью измерения до 1мВ. Напряжение должно измеряться при температуре помещения около 20 °С.

#### 2.3 Рекомендации по заряду

Если НРЦ ниже 12,5В, батарею необходимо подзарядить. Рекомендуемый зарядный ток должен составлять 1/10 номинальной емкости (напр., при 80Ач = 8А). Время подзарядки зависит от целей дальнейшего использования. Если батарея будет сразу устанавливаться на автомобиль, в целом достаточно короткой подзарядки до достижения состояния готовности к запуску двигателя (соответствует НРЦ около 12,2В - 12,5В, измеренному через 1ч после окончания заряда). Если батарея и далее будет храниться на складе, по возможности необходимо достичь состояния полного заряда (см. 2.1). Рекомендуемый ток заряда для батареи 44 Ач с НРЦ 12,45В составляет 1/10 номинальной емкости = 4,4А. Время заряда 2,7ч до полного заряда. (НРЦ = 12,8В). В некоторых случаях время заряда до конца уравнивающей зарядки может быть короче, если зарядное устройство может обеспечивать более высокий ток (например, в два раза более высокий уровень тока 8,8 А = 1,35 ч).

**В любом случае необходимо избегать перезарядки, поскольку он приводит к необратимому повреждению батареи.** После заряда необходимо обязательно измерить НРЦ. Это можно делать не ранее 1ч после окончания зарядки (см. 2.1 - 2.2).

# ТЕХНИЧЕСКОЕ ОБСЛУЖИВАНИЕ И УХОД

## 1. Установка на автомобиль

- Защитный колпачок необходимо снять с положительного вывода только в автомобиле при подсоединении полюсных клемм, затем можно надеть его на вывод снятой батареи чтобы избежать короткого замыкания.
- Очистить от загрязнений и окислов выводы и клеммы.
- При установке вначале присоединить положительный вывод с наконечником и следить за тугей посадкой полюсных клемм.
- После соединения с наконечниками проводов смазать их небольшим количеством специальной смазки.
- Использовать такие монтажные детали первой батареи: пластиковые колпачки, трубку для отвода газов, детали крепления, заглушку и т.п.
- Угловые муфты и заглушки можно при необходимости заказать по артикульному номеру 8342271228.
- Необходимо оставить открытым хотя бы одно отверстие для выхода газа! Это касается и обратной транспортировки старой батареи.

## 4. Правила заряда

- Помещение должно хорошо проветриваться.
- Использовать только соответствующие зарядные устройства постоянного тока.
- Положительный вывод батареи соединить с положительным выводом зарядного устройства. То же и для отрицательного вывода.
- Зарядное устройство включать только после присоединения батареи, выключать только после окончания зарядки.
- Рекомендуемый зарядный ток: 1/10 Ампер от номинальной емкости батареи (Ач).
- Прекратить зарядку, если температура корпуса поднялась выше 55 °С.
- Время заряда примерно 10 часов. Заряд следует закончить, когда ток заряда снизится до минимального значения или напряжение заряда достигнет 14,4В.

## 2. Введение в эксплуатацию

- Батареи, поступающие с производства, залиты электролитом плотностью 1,28 г/мл и полностью заряжены, то есть готовы к эксплуатации.
- При недостаточной пусковой мощности следует подзарядить (см. 4).

## 3. Хранение и транспортировка

- Внимание: батареи залиты электролитом.
- Хранить в вертикальном положении, в прохладном и сухом помещении. При перевозке защищать от опрокидывания.
- Защитный колпачок оставить на положительном выводе.



## 5. Техническое обслуживание

- Хранить батарею в чистом и сухом месте.
- Регулярно проверять заряженность батареи с помощью напряжения разомкнутой цепи. Также рекомендуется проверять регулятор напряжения!\*
- Не использовать так называемых средств усовершенствования!
- При НРЦ менее 12,2В необходимо подзарядить батарею.

### \* УКАЗАНИЕ ПО ЗАКРЫТЫМ БАТАРЕЯМ

В закрытых батареях VARTA значительно сокращен расход воды, проверка плотности электролита и долив воды невозможны и не требуются.

## 6. Помощь при запуске двигателя

- Использовать только кабель пускового вспомогательного устройства, соответствующий норме DIN 72553, выполнять инструкции по его эксплуатации.
- Использовать только батареи с той же номинальной емкостью.
- Выключить двигатели!
- Сначала соединить положительные выводы. Затем присоединить отрицательный вывод вспомогательного автомобиля с металлической частью корпуса неисправного автомобиля в стороне от батареи. (Следовать инструкциям производителя автомобиля!)
- Запустить двигатель вспомогательного автомобиля, затем запустить двигатель неисправного автомобиля на максимум 15 секунд.
- Отсоединить кабели в обратной последовательности.



## 7. Временное прекращение эксплуатации батареи

- Зарядить батарею и хранить ее в прохладном помещении или разъединить отрицательный наконечник и полюсный вывод батареи на автомобиле.
- Регулярно проверять состояние заряда и при необходимости корректировать его путем подзарядки (см. 4).

# ПРОВЕРКА СТАРТЕРНЫХ БАТАРЕЙ

## А Внешний осмотр

### А1 Батарея негерметична?

**Да** далее к А2

**Нет** Батарея с пробками: далее к Б  
Батарея без пробок: далее к Г

### А2 Видны ли следы от ударов, толчков или вмятины в том месте, где нарушена герметичность?

**Да** Рекламация не принимается. Проверить возможную неправильную деформацию или следы от посторонних предметов на поверхности батареи и т.п.



## Б Проверить плотность электролита

В исправной батарее плотность электролита должна быть одинакова во всех ячейках. При зарядке батареи необходимо выполнять инструкции по эксплуатации зарядного устройства и батареи.

### Б1 Плотность электролита в одной из ячеек на очень низком уровне?

Максимально допустимая толерантность между минимальным и максимальным показателем в каждом аккумуляторе: 0,03 г/см<sup>3</sup>. Например:

1,26 1,26 **1,15** 1,26 1,26 1,26

**Да** Заменить батарею\*

**Нет** далее к Б2

### Б2 Имеет ли электролит мутный коричневый оттенок, и наблюдается ли постоянно высокий расход воды?

**Да** Рекламация не принимается. Проверить в автомобиле напряжение, поддерживаемое регулятором, и ток нагрузки.

**Нет** далее к Б3

### Б3 Является ли плотность электролита во всех ячейках равномерной, выше 1,25 г/см<sup>3</sup>?

**Да** далее к В или Г

**Нет** Зарядить батарею, далее к Б4

Плотность электролита при 27 °С в г/см <sup>3</sup>	Состояние заряда батареи	Указание
1,25 – 1,28	заряжена	Проверка возможна
1,20 – 1,24	наполовину заряжена	Рекомендуется зарядка
1,19 и меньше	недостаточно заряжена	Немедленно зарядить

### Б4 Если плотность электролита во всех ячейках равномерна на уровне >1,24 кг/дм<sup>3</sup>, зарядить батарею. Составляет ли прием зарядного тока как минимум 1/20 номинальной емкости? (Например, батарея 100 Ач: 100 Ач x 1/20 = 5 А)

**Да** Полностью зарядить батарею, затем далее к В или Г. Если при полном заряде наблюдается конечная плотность электролита всего 1,24 кг/дм<sup>3</sup> или меньше, это является основанием для рекламации, а нормальным износом вследствие старения батареи. → рекламация не принимается.

**Нет** Рекламация не принимается. Батарея неисправна из-за недостаточного заряда или глубокого разряда. Проверить электрику автомобиля (регулируемое напряжение, генератор, натяжение ремня привода генератора и т.д.).

## **В** Проверка током большой силы

**Проводить эту проверку следует только в том случае, если батарея заряжена (плотность электролита равномерна и минимальная плотность составляет 1,25г/см<sup>3</sup>), в противном случае сначала зарядить батарею.**

**Указание: следовать инструкциям по эксплуатации прибора для проверки состояния батарей.**

При использовании нагрузочной вилки с подключаемыми резисторами учесть следующее: батарею необходимо подвергать нагрузке на уровне приблизительно в три раза больше ее номинальной емкости в течение около 10 секунд (например, батарее 12В и 45Ач соответствует около 135 А тока нагрузки). При этом напряжение должно лишь незначительно изменяться.

При проверке током большой силы батарея характеризуется как «Неисправная» или указано, что ее нужно «Заменить»?

**Да** Заменить батарею\*

**Нет** Заменить батарею\*

## **Г** Проверка батареи электронными контрольными приборами

**Следовать инструкциям по эксплуатации контрольного прибора.** Устанавливаемый ток холодной прокрутки, также называемый током холодного пуска или CCA (Cold Cranking Amps), указан на батарее вместе со стандартом.

### **УКАЗАНИЕ!**

Если показания токов холодной прокрутки не указаны на батарее: для стартерной батареи:  $5 \times C20 =$  ток холодной прокрутки, например,  $C20 = 100\text{Ач}$ :  
Ток  $5 \times 100 = 500\text{А}$ ; для тяговой батареи и батареи освещения (в особенности GEL):  $3 \times C5$  прикл. возможный ток холодного пуска.

Если прибор имеет только одну возможность установки по старой норме DIN, в этом случае ток DIN можно определить по норме EN:  
ток по DIN = ток по EN  $\times 0,6$ .

При температурах ниже 0 °С должна учитываться температурная компенсация.

### **РЕЗУЛЬТАТЫ**

**ХОРОШО** Батарея полностью заряжена и готова к эксплуатации.

**ХОРОШО + ПОДЗАРЯДИТЬ** Зарядить батарею, после этого она готова к эксплуатации.

**ЗАРЯДИТЬ + ПРОВЕРИТЬ ЕЩЕ РАЗ** Зарядить батарею и еще раз проверить ее. Если после проверки опять высвечивается этот текст, батарею необходимо заменить.\*

**ЗАМЕНИТЬ БАТАРЕЮ** Батарея неисправна, ее необходимо заменить.\*

**ПРОВЕРКА НЕВОЗМОЖНА** Если нет показаний прибора, проверить контакты соединения с контрольным прибором. Возможно, батарея имеет пониженное напряжение. Зарядить и повторить проверку. Если проверка проводится в автомобиле, отключить все потребители.

**НЕТ ПОКАЗАНИЙ, НЕСМОТРЯ НА ХОРОШИЙ КОНТАКТ И ПРЕДВАРИТЕЛЬНУЮ ЗАРЯДКУ** Заменить батарею.\*

### **При использовании контрольных приборов в целом необходимо учесть следующее:**

Контрольная программа рассчитывает показания «Хорошо» и «Заменить» по показателям степени зарядки и имеющейся пусковой мощности. Может быть так, что в случае одной батареи с 45% пусковой мощности высветится «Хорошо», а другая батарея с 75% пусковой мощности охарактеризуется как такая, которую нужно «Заменить». Пусковая мощность указывает соотношение полученного и установленного тока холодной прокрутки; она может превышать 100%.

Электронные контрольные приборы пригодны только для тех батарей, которые уже были в эксплуатации определенное время. Они не могут давать показаний по эффективной мощности новых или неиспользованных батарей.

Поэтому в целях подтверждения номинальных показателей VARTA рекомендует проводить проверки, установленные в EN 50342.

\* **Рекламация согласно действующих инструкций по уходу и гарантийных условий.**

### **ИЗ ГАРАНТИЙНОЙ ЗАМЕНЫ ИСКЛЮЧЕНЫ:**





- Нормальный износ.
- Нарушение руководства по эксплуатации.
- Невнимательная и неправильная установка, нагрузка и обращение с батареей.
- Изменения в батарее.
- Добавка так называемых средств усовершенствования.

**Мы в особенности указываем на то, что достигаемый срок службы решающим образом определяется продолжительностью эксплуатации, температурой и способом применения батареи. Заключение «Есть право на рекламацию» всегда проводится в связи с этими факторами.**

# ПРИМЕНЯЕМОСТЬ

## Рекомендации по использованию каталога



ALFA ROMEO										
			Start Stop Plus Start Stop	SILVER dynamic ...316 2	BLUE dynamic ...313 2	BLACK dynamic ...312 2		UK		
ALFA ROMEO										A
6 (119)		04/79 - 12/86			578 413 863	E24			069	
33 (905)		05/83 - 12/93						645 412 040	819	012
1.2 (50 kW) / 1.3 (55/63 kW) / 1.3 (58 kW) / 1.3 (66 kW) / 1.5 (82/86/75 kW) / 1.5 (88 kW) / 1.5 (120 kW)				554 400 053 C30	552 480 847 C22					

- 1 Производитель, модель и тип автомобиля
- 2 Ограничение по году выпуска
- 3 Серия батареи VARTA, номер исполнения
- 4 Краткое обозначение
- 5 Код VARTA
- 6 Совместимость с системой управления батареями и интеллектуальным датчиком батареи

## ПРИМЕНЯЕМОСТЬ ПО ПРОИЗВОДИТЕЛЯМ АВТОМОБИЛЕЙ

Из-за большого количества модификаций автомобилей, которые к тому же постоянно модернизируются, точность приведенных данных применимости не гарантируется. В каждом конкретном случае руководствуйтесь, прежде всего, рекомендациями производителя транспортного средства.

**Поиск в сети Интернет.** Укажите производителя автомобиля или определенные технические характери-


стики на сайте [www.varta-automotive.com](http://www.varta-automotive.com) – Вам сразу будет показана подходящая для Вашего автомобиля батарея.

**Будем рады обратной связи.** Если Вы заметили в списке применимости ошибку, или хотите, чтобы в список были включены другие автомобили, просто отправьте нам сообщение по электронному адресу: [info@varta-automotive](mailto:info@varta-automotive). Большое спасибо!

Этикетка на корпусе VARTA Start-Stop Plus



Этикетка на крышке VARTA Start-Stop Plus



Просим учесть, что в автомобилях с технологией Start-Stop необходимо использовать не обычные стартерные батареи, а только специальные батареи Start-Stop или Start-Stop Plus. Установка батарей с неправильной технологией отрицательно влияет на функцию Start-Stop и сокращает срок службы самой батареи.




Этикетка на корпусе VARTA BLUE dynamic





# ДЛЯ ЗАМЕТОК

130.com.ua


		<b>Start Stop Plus / Start Stop</b> ... B51 2 / B60 2	<b>SILVER dynamic</b> ... 316 2	<b>BLUE dynamic</b> ... 313 2	<b>BLACK dynamic</b> ... 312 2		<b>UK</b>
<b>ALFA ROMEO</b>							
<b>6 (119)</b>	04/79 - 12/86						
2.0 (99 kW) / 2.5 i.e. (110/116 kW) / 2.5 TD (77 kW)					570 413 063 E24		069
<b>33 (905)</b>	05/83 - 12/93						
1.2 (50 kW) / 1.3 (55/63 kW) / 1.3 (58 kW) / 1.3 i.e. (66 kW) / 1.5 (62/66/75 kW) / 1.5 4x4 (62/66/70/75/77 kW) / 1.5 (70 kW) / 1.5 QV (77 kW) / 1.7 i.e. (77 kW) / 1.7 QV (84 kW) / 1.7 (87/95 kW)			554 400 053 C30	552 400 047 C22	545 412 040 B19		012
1.8 TD (54 kW) *		570 901 076 E39	577 400 078 E44	574 012 068 E11	570 409 064 E13		096AGM 096
<b>33 Sportwagon (905A)</b>	01/84 - 12/89						
1.4 (66 kW) / 1.5 (66 kW) / 1.5 4x4 (66 kW) / 1.7 i.e. (77 kW) / 1.7 i.e. 4x4 (77 kW) / 1.7 (87 kW)			554 400 053 C30	552 400 047 C22	545 412 040 B19		012
1.8 TD (62 kW) *		570 901 076 E39	577 400 078 E44	574 012 068 E11	570 409 064 E13		096AGM 096
<b>33 (907A)</b>	01/90 - 09/94						
1.4 (58 kW) / 1.4 i.e. (65/66 kW) / 1.5 i.e. (71 kW) / 1.5 i.e. (74 kW) / 1.5 (77 kW) / 1.7 i.e. (77/79 kW) / 1.7 i.e. 4x4 (79 kW) / 1.7 16V (95/97/101 kW) / 1.7 16V 4x4 (95/97/101 kW)			554 400 053 C30	552 400 047 C22	545 412 040 B19		012
1.8 TD (62 kW) *		570 901 076 E39	577 400 078 E44	574 012 068 E11	570 409 064 E13		096AGM 096
<b>33 Sport Wagon (907B)</b>	01/90 - 09/94						
1.4 i.e. (65 kW) / 1.4 i.e. 4x4 (66 kW) / 1.5 i.e. (71 kW) / 1.7 i.e. (77/79 kW) / 1.7 i.e. 4x4 (79 kW) / 1.7 16V (95/97/101 kW) / 1.7 16V 4x4 (95/97 kW)			554 400 053 C30	552 400 047 C22	545 412 040 B19		012
<b>75 (162B)</b>	05/85 - 12/92						
1.6 (76 kW) / 1.6 (81/81 kW) / 1.8 (95/85/88/90 kW) / 1.8 (95 kW) / 1.8 Turbo (110 kW) / 1.8 Turbo i.e. (114 kW) / 2.0 (94 kW) / 2.0 T.S. (107/109 kW) / 2.0 T.S. (109 kW) / 2.5 V6 (115 kW) / 2.5 V6 CAT (113 kW) / 3.0 V6 (136/136/141 kW)			563 400 061 D15	560 408 054 D24	556 400 048 C14		027
2.0 TD (70 kW) *		570 901 076 E39	563 400 061 D15	560 408 054 D24	556 400 048 C14		027 096AGM 096
2.4 TD (82 kW) *		570 901 076 E39	577 400 078 E44	574 012 068 E11	570 409 064 E13		027 096AGM 096
<b>90 (162)</b>	10/84 - 07/87						
1.8 (85 kW) / 1.8 (89 kW) / 2.0 i.e. (97 kW) / 2.5 i.e. V6 (114 kW) *		570 901 076 E39	563 400 061 D15	560 408 054 D24	556 400 048 C14		027 096AGM 096
2.0 i.e. (94 kW) / 2.5 i.e. V6 (110 kW) *		570 901 076 E39	577 400 078 E44	574 012 068 E11	570 409 064 E13		027 096AGM 096
2.4 TD (81 kW) *		570 901 076 E39	563 400 061 D15	560 408 054 D24	556 400 048 C14		027 096AGM 096
<b>145 (930)</b>	07/94 - 01/01						
1.4 i.e. (66 kW) *			563 400 061 D15	560 408 054 D24	556 400 048 C14		027 012
1.4 i.e. 16V T.S. (76 kW) / 1.6 i.e. (76 kW) / 1.6 i.e. 16V T.S. (88 kW) / 1.7 i.e. 16V (95 kW) / 1.8 i.e. 16V T.S. (103 kW) / 1.8 i.e. 16V (106 kW) *			563 400 061 D15	552 400 047 C22	545 412 040 B19		027 012
2.0 16V T.S. (110 kW) / 2.0 16V Quadrifoglio (114 kW)			563 400 061 D15	560 408 054 D24	556 400 048 C14		027
1.9 D (68 kW) / 1.9 TD (66 kW) / 1.9 JTD (77 kW) *		570 901 076 E39	577 400 078 E44	574 012 068 E11	570 409 064 E13		096AGM 096

FORD  
VW  
▲  
\*




Adapter/Adattatore/Adaptateur/Adaptador/Адаптер  
Adapter/Adattatore/Adaptateur/Adaptador/Адаптер  
For cars with Start/Stop (Must replace AGM with AGM, EFB with EFB)  
Please check as 2 different size batteries can be fitted depending on electrical options

**VARTA**  
BY JOHNSON CONTROLS

# ALFA ROMEO

		<b>Start Stop Plus / Start Stop</b> ... B51 2 / B60 2	<b>SILVER dynamic</b> ... 316 2	<b>BLUE dynamic</b> ... 313 2	<b>BLACK dynamic</b> ... 312 2		<b>UK</b>
<b>ALFA ROMEO</b>							
<b>146 (930)</b>	12/94 - 01/01						
1.4 i.e. (66 kW) / 1.4 i.e. 16V T.S. (76 kW) / 1.6 i.e. (76 kW) / 1.6 i.e. 16V T.S. (88 kW) / 1.7 i.e. 16V (95 kW) / 1.8 i.e. 16V T.S. (103/106 kW) *			563 400 061 <b>D15</b>	552 400 047 <b>C22</b>	545 412 040 <b>B19</b>		027 012
2.0 16V T.S. (110 kW) / 2.0 16V Quadrifoglio (114 kW)			563 400 061 <b>D15</b>	560 408 054 <b>D24</b>	556 400 048 <b>C14</b>		027
1.9 D (68 kW) / 1.9 TD (66 kW) / 1.9 JTD (77 kW) *		570 901 076 <b>E39</b>	577 400 078 <b>E44</b>	574 012 068 <b>E11</b>	570 409 064 <b>E13</b>		096AGM 096
<b>147 (937)</b>	01/01 →						
1.6 16V T.SPARK ECO (77 kW) / 1.6 16V T.SPARK (88 kW) / 2.0 16V T.SPARK (110 kW) / 2.0 (121 kW) / 3.2 GTA (184 kW)			563 400 061 <b>D15</b>	560 408 054 <b>D24</b>			027
1.9 JTD (74 kW) / 1.9 JTDM 16V (85/110 kW) / 1.9 JTDM 8V (88 kW) / 1.9 JTD 16V (93/100/103 kW) *		570 901 076 <b>E39</b>	577 400 078 <b>E44</b>	574 012 068 <b>E11</b>			096AGM 096
<b>155 (167)</b>	01/92 - 12/97						
1.6 16V T.S. (88 kW) / 1.7 T.S. (83/85 kW) / 1.7 T.S. 16V (103 kW) / 1.8 T.S. (77/95 kW) / 1.8 T.S. Sport (93 kW) / 2.0 T.S. (104/106 kW) / 2.0 T.S. 16V (110 kW) / 2.0 16V Turbo Q4 (137/140 kW) / 2.5 V6 (120/121 kW)			563 400 061 <b>D15</b>	560 408 054 <b>D24</b>	556 400 048 <b>C14</b>		027
1.9 TD (66 kW) / 2.5 TD (92 kW) *		570 901 076 <b>E39</b>	577 400 078 <b>E44</b>	574 012 068 <b>E11</b>	570 409 064 <b>E13</b>		096AGM 096
<b>156 (932)</b>	09/97 - 09/05						
1.6 16V T.SPARK (88 kW) / 1.8 16V T.SPARK (103/106 kW) *			563 400 061 <b>D15</b>	552 400 047 <b>C22</b>	545 412 040 <b>B19</b>		027 012
2.0 16V T.SPARK (110 kW) / 2.0 Twin Spark (118 kW) / 2.0 JTS (122 kW) / 2.5 V6 24V (140/141 kW)			563 400 061 <b>D15</b>	560 408 054 <b>D24</b>			027
3.2 GTA (184 kW) / 1.9 JTD (77/81/85/93/100/110 kW) / 1.9 JTD 16V (103 kW) / 2.4 JTD (100/103/110/120/129 kW) *		570 901 076 <b>E39</b>	577 400 078 <b>E44</b>	574 012 068 <b>E11</b>			096AGM 096
<b>156 Sportwagon (932)</b>	05/00 - 05/06						
1.6 16V T.SPARK. (88 kW) / 1.8 16V T.SPARK (103/106 kW) *			563 400 061 <b>D15</b>	552 400 047 <b>C22</b>			027 012
2.0 16V T.SPARK (110 kW) / 2.0 (119 kW) / 2.0 JTS (122 kW) / 2.5 V6 24V (140/141 kW)			563 400 061 <b>D15</b>	560 408 054 <b>D24</b>			027
3.2 GTA (184 kW) / 1.9 JTD (77/81/85/93/100/110 kW) / 1.9 JTD 16V (103 kW) / 1.9 JTD 16V Q4 (110 kW) / 2.4 JTD (100/103/110/120/129 kW) *		570 901 076 <b>E39</b>	577 400 078 <b>E44</b>	574 012 068 <b>E11</b>			096AGM 096
<b>159</b>	09/05 →						
1.8 MPI (103 kW) / 1.9 JTS (118 kW) / 2.2 JTS (136 kW) / 1.9 JTDM 8V (88 kW) / 1.9 JTDM 16V (110 kW)			563 400 061 <b>D15</b>	560 408 054 <b>D24</b>			027
3.2 JTS Q4 (191 kW) / 2.4 JTDM (147/154 kW) / 2.4 JTDM Q4 (154 kW) *		570 901 076 <b>E39</b>	577 400 078 <b>E44</b>	574 012 068 <b>E11</b>			096AGM 096
<b>159 Sportwagon</b>	03/06 →						
1.8 MPI (103 kW) / 1.9 JTDM 8V (85 kW) / 1.9 JTDM 16V (100 kW)			563 400 061 <b>D15</b>	560 408 054 <b>D24</b>			027
2.4 JTDM (154 kW) / 2.4 JTDM Q4 (154 kW) *		570 901 076 <b>E39</b>	577 400 078 <b>E44</b>	574 012 068 <b>E11</b>			096AGM 096

FORD  
VW  
\* Adapter/Adattatore/Adaptateur/Adaptador/Адаптер  
Adapter/Adattatore/Adaptateur/Adaptador/Адаптер  
For cars with Start/Stop (Must replace AGM with AGM, EFB with EFB)  
Please check as 2 different size batteries can be fitted depending on electrical options




		<b>Start Stop Plus / Start Stop</b> ... B51 2 / B60 2	<b>SILVER dynamic</b> ... 316 2	<b>BLUE dynamic</b> ... 313 2	<b>BLACK dynamic</b> ... 312 2		<b>UK</b>
<b>ALFA ROMEO</b>							
<b>164 (164)</b>	01/87 - 09/98						
2.0 (102 kW) / 2.0 Twin Spark (106/109 kW) / 2.0 T.S. (105/106/109 kW) / 2.0 Turbo (128/129/148/152 kW) / 2.0 V6 Turbo (148/150 kW) / 2.5 V6 (120 kW) / 3.0 V6 (132/135/141 kW) / 3.0 (138/145/147/150/151/152/154/155/157/168/170kW) / 3.0 i.e. QV (147 kW) / 3.0 24V (155 kW) / 3.0 24V Q4 (170 kW) / 3.0 24V QV (171 kW) / 3.0 All-wheel Drive (171 kW)			563 400 061 <i>D15</i>	560 408 054 <i>D24</i>	556 400 048 <i>C14</i>		027
2.5 TD (92 kW) *		595 901 085 <i>G14</i>	600 402 083 <i>H3</i>	595 402 080 <i>G3</i>	590 122 072 <i>F6</i>		017 019AGM 019
<b>166 (936)</b>	09/98 →						
2.0 T.Spark (110 kW) / 2.0 V6 (151 kW) / 2.5 V6 24V (138/140 kW) / 3.0 V6 24V (162/166 kW) / 3.2 V6 24V (176 kW) *		570 901 076 <i>E39</i>	577 400 078 <i>E44</i>	574 012 068 <i>E11</i>			096AGM 096
2.4 JTD (100 kW) *		595 901 085 <i>G14</i>	600 402 083 <i>H3</i>	595 402 080 <i>G3</i>	590 122 072 <i>F6</i>		017 019AGM 019
<b>ALFASUD (901)</b>	06/72 - 06/85						
1.2 (44 kW) / 1.2 ti (50 kW) / 1.3 ti (55/63 kW) / 1.3 Super (51 kW) / 1.3 SC/ti Super (55 kW) / 1.5 ti (61/70 kW) / 1.5 ti Sprint (77 kW)			554 400 053 <i>C30</i>	552 400 047 <i>C22</i>	545 412 040 <i>B19</i>		012
<b>ALFASUD Giardinetta (904)</b>	01/78 - 12/81						
1.2 (46 kW) / 1.3 (51 kW)			554 400 053 <i>C30</i>	552 400 047 <i>C22</i>	545 412 040 <i>B19</i>		012
<b>ALFASUD Sprint (902.A)</b>	09/76 - 12/89						
1.3 (55 kW) / 1.4 (63 kW) / 1.5 (61/70 kW) / 1.5 Veloce (75 kW) / 1.5 (77 kW) / 1.7 i.e. (77 kW) / 1.7 (87 kW)			554 400 053 <i>C30</i>	552 400 047 <i>C22</i>	545 412 040 <i>B19</i>		012
<b>ALFETTA (116)</b>	07/74 - 12/84						
1.6 (79 kW) / 1.8 (89 kW) / 1.8 (90 kW) / 2.0 (97 kW) / 2.0 TD (60 kW) / 2.4 TD (70 kW)				570 413 063 <i>E24</i>			069
<b>ALFETTA GT (116)</b>	01/74 - 01/86						
1.6 (79 kW) / 2.0 (89/96 kW)				570 413 063 <i>E24</i>			069
<b>ARNA (920)</b>	03/83 - 12/86						
1.2 (44 kW) / 1.2 (46 kW) / 1.3 (58 kW) / 1.3 TI (63 kW) / 1.5 (70 kW)					545 413 040 <i>B20</i>		077
<b>BRERA</b>	01/06 →						
2.2 JTS (136 kW) / 3.2 JTS (191 kW) / 3.2 JTS Q4 (191 kW)			563 400 061 <i>D15</i>	560 408 054 <i>D24</i>			027
2.4 JTD 20V (147 kW) *		570 901 076 <i>E39</i>	577 400 078 <i>E44</i>	574 012 068 <i>E11</i>			096AGM 096
<b>GIULIETTA (116)</b>	10/77 - 12/85						
1.3 (66 kW) / 1.6 (79 kW) / 1.8 (90 kW) / 1.8 Turbo (110 kW) / 2.0 (96 kW) / 2.0 Turbo (125 kW)			563 401 061 <i>D39</i>	560 127 054 <i>D43</i>	545 413 040 <i>B20</i>		077
2.0 TD (61 kW)				570 413 063 <i>E24</i>			069
<b>GT</b>	11/03 →						
1.8 TS (103 kW) / 2.0 JTS (121 kW) / 3.2 GTA (176 kW) / 1.9 JTD (110 kW)			563 400 061 <i>D15</i>	560 408 054 <i>D24</i>			027
<b>GTV (116)</b>	01/78 - 02/87						
2.0 (94 kW) / 6 2.5 (116 kW)				570 413 063 <i>E24</i>			069
<b>GTV (916C_)</b>	09/94 →						
1.8 16V (106 kW) / 2.0 T.SPARK 16V (110/114 kW) / 2.0 JTS (121 kW) / 2.0 V6 Turbo (148 kW) / 3.0 V6 24V (160/162 kW) / 3.2 V6 24V (176 kW) *		570 901 076 <i>E39</i>	577 400 078 <i>E44</i>	560 408 054 <i>D24</i>	556 400 048 <i>C14</i>		027 096AGM 096
<b>SPIDER (115)</b>	03/71 - 12/93						
1600 (76 kW) / 2000 (85/88/92 kW) / 2000 Veloce (93 kW)			563 400 061 <i>D15</i>	560 408 054 <i>D24</i>	556 400 048 <i>C14</i>		027



FORD  
VW  
▲  
\*




Adapter/Adattatore/Adaptateur/Adaptador/Адаптер  
Adapter/Adattatore/Adaptateur/Adaptador/Адаптер  
For cars with Start/Stop (Must replace AGM with AGM, EFB with EFB)  
Please check as 2 different size batteries can be fitted depending on electrical options

**VARTA**  
BY JOHNSON CONTROLS

# ALFA ROMEO > ALPINA

		<b>Start Stop Plus / Start Stop</b> ... B51 2 / B60 2	<b>SILVER dynamic</b> ... 316 2	<b>BLUE dynamic</b> ... 313 2	<b>BLACK dynamic</b> ... 312 2		<b>UK</b>
<b>ALFA ROMEO</b>							
<b>SPIDER (916S_)</b>	09/94 - 04/05						
1.8 16V (106 kW)			563 400 061 <i>D15</i>	560 408 054 <i>D24</i>	556 400 048 <i>C14</i>		027
2.0 T.SPARK 16V (110 kW) / 2.0 JTS (121 kW) / 2.0 V6 Turbo (148 kW) / 3.0 V6 (141/160 kW) / 3.0 V6 24V (162 kW) / 3.2 V6 24V (176 kW) *		570 901 076 <i>E39</i>	577 400 078 <i>E44</i>	574 012 068 <i>E11</i>	570 409 064 <i>E13</i>		027 096AGM 096
2.0 T.SPARK 16V (114 kW) *		570 901 076 <i>E39</i>	577 400 078 <i>E44</i>	560 408 054 <i>D24</i>	556 400 048 <i>C14</i>		027 096AGM 096
<b>SPIDER</b>	09/06 →						
3.2 JTS (191 kW)			563 400 061 <i>D15</i>	560 408 054 <i>D24</i>			027
2.4 JTDM (147 kW)			577 400 078 <i>E44</i>	574 012 068 <i>E11</i>			096
<b>ALPINA</b>							
<b>B3 (E30)</b>	09/87 - 06/92						
2.7 (150 kW) / 2.7 All-wheel Drive (150 kW) *		570 901 076 <i>E39</i>	577 400 078 <i>E44</i>	574 012 068 <i>E11</i>	570 409 064 <i>E13</i>		096AGM 096
<b>B3 Estate (E30)</b>	09/87 - 06/92						
2.7 (150 kW) *		570 901 076 <i>E39</i>	577 400 078 <i>E44</i>	574 012 068 <i>E11</i>	570 409 064 <i>E13</i>		096AGM 096
<b>B3 Convertible (E30)</b>	09/87 - 06/92						
2.7 (150 kW) *		570 901 076 <i>E39</i>	577 400 078 <i>E44</i>	574 012 068 <i>E11</i>	570 409 064 <i>E13</i>		096AGM 096
<b>B3 (E36)</b>	04/93 - 05/99						
3.0 (184 kW) / 3.2 (195 kW) *		570 901 076 <i>E39</i>	577 400 078 <i>E44</i>	574 012 068 <i>E11</i>	570 409 064 <i>E13</i>		096AGM 096
<b>B3 Estate (E36)</b>	04/93 - 03/99						
3.0 (184 kW) / 3.2 (195 kW) *		570 901 076 <i>E39</i>	577 400 078 <i>E44</i>	574 012 068 <i>E11</i>	570 409 064 <i>E13</i>		096AGM 096
<b>B3 Coupe (E36)</b>	04/96 - 03/99						
3.2 (195 kW) *		570 901 076 <i>E39</i>	577 400 078 <i>E44</i>	574 012 068 <i>E11</i>	570 409 064 <i>E13</i>		096AGM 096
<b>B3 Convertible (E36)</b>	04/93 - 03/99						
3.0 (184 kW) / 3.2 (195 kW) *		570 901 076 <i>E39</i>	577 400 078 <i>E44</i>	574 012 068 <i>E11</i>	570 409 064 <i>E13</i>		096AGM 096
<b>B3 (E46)</b>	05/99 →						
3.3 (206 kW) / 3.3 All-wheel Drive (206 kW) / 3.4 S (224 kW)			585 200 080 <i>F18</i>	580 406 074 <i>F17</i>			110
<b>B3 Estate (E46)</b>	02/00 →						
3.3 (206 kW) / 3.3 All-wheel Drive (206 kW) / 3.4 S (224 kW)			585 200 080 <i>F18</i>	580 406 074 <i>F17</i>			110
<b>B3 Coupe (E46)</b>	09/99 →						
3.3 (206 kW) / 3.4 S (224 kW) *			585 200 080 <i>F18</i> 577 400 078 <i>E44</i>	580 406 074 <i>F17</i> 574 012 068 <i>E11</i>	570 409 064 <i>E13</i>		110 096
<b>B3 Convertible (E46)</b>	10/00 →						
3.3 (206 kW) / 3.4 S (224 kW)			585 200 080 <i>F18</i>	580 406 074 <i>F17</i>			110
<b>B5 (E60)</b>	03/05 →						
4.5 (368 kW) *		595 901 085 <i>G14</i>	600 402 083 <i>H3</i>	595 402 080 <i>G3</i>			019AGM 019
<b>B5 Estate (E61)</b>	03/05 →						
4.5 (368 kW) *		595 901 085 <i>G14</i>	600 402 083 <i>H3</i>	595 402 080 <i>G3</i>			019AGM 019
<b>B6 (E36)</b>	03/92 - 07/93						
2.8 (177 kW) *		595 901 085 <i>G14</i>	600 402 083 <i>H3</i>	595 402 080 <i>G3</i>	590 122 072 <i>F6</i>		017 019AGM 019
<b>B7 (E65)</b>	01/04 →						
4.4 (368 kW)		595 901 085 <i>G14</i>					019AGM
<b>B8 (E36)</b>	01/95 - 03/98						
4.6 (245 kW) *		595 901 085 <i>G14</i>	600 402 083 <i>H3</i>	595 402 080 <i>G3</i>	590 122 072 <i>F6</i>		017 019AGM 019

FORD  
  
  
 \* Adapter/Adattatore/Adaptateur/Adaptador/Адаптер  
 Adapter/Adattatore/Adaptateur/Adaptador/Адаптер  
 For cars with Start/Stop (Must replace AGM with AGM, EFB with EFB)  
 Please check as 2 different size batteries can be fitted depending on electrical options

		<b>Start Stop Plus / Start Stop</b> ... B51 2 / B60 2	<b>SILVER dynamic</b> ... 316 2	<b>BLUE dynamic</b> ... 313 2	<b>BLACK dynamic</b> ... 312 2		<b>UK</b>
---	---	--	------------------------------------	----------------------------------	-----------------------------------	---	-----------





ALPINA							
<b>B8 Estate (E36)</b>	01/95 - 03/98						
4.6 (245 kW) *		595 901 085 G14	600 402 083 H3	595 402 080 G3	590 122 072 F6		017 019AGM 019
<b>B8 Coupe (E36)</b>	01/95 - 03/98						
4.6 (245 kW) *		595 901 085 G14	600 402 083 H3	595 402 080 G3	590 122 072 F6		017 019AGM 019
<b>B8 Convertible (E36)</b>	01/95 - 03/98						
4.6 (245 kW) *		595 901 085 G14	600 402 083 H3	595 402 080 G3	590 122 072 F6		017 019AGM 019
<b>B10 (E34)</b>	04/88 - 04/95						
3.0 All-wheel Drive (170 kW) / 3.5 (187 kW) / 3.5 Biturbo (265 kW) / 4.0 (232 kW) / 4.6 (250 kW) *		570 901 076 E39	577 400 078 E44	560 408 054 D24	556 400 048 C14		027 096AGM 096
<b>B10 Estate (E34)</b>	11/93 - 04/96						
3.0 All-wheel Drive (170 kW) / 4.0 (232 kW) / 4.6 (250 kW) *		595 901 085 G14	600 402 083 H3 577 400 078 E44	595 402 080 G3 574 012 068 E11	570 409 064 E13		019AGM 019 096
<b>B10 (E39)</b>	12/96 →						
3.2 (191 kW) / 3.3 (206 kW) *		595 901 085 G14	600 402 083 H3	595 402 080 G3	590 122 072 F6		017 019AGM 019
4.6 V8 (250 kW) / 4.8 V8 (276 kW) *		595 901 085 G14	610 402 092 I1				019AGM 020
<b>B10 Estate (E39)</b>	08/97 →						
3.2 (191 kW) / 3.3 (206 kW) *		595 901 085 G14	600 402 083 H3	595 402 080 G3	590 122 072 F6		017 019AGM 019
4.6 V8 (250 kW) / 4.8 V8 (276 kW) *		595 901 085 G14	610 402 092 I1				019AGM 020
<b>B12 (E38)</b>	12/95 - 07/01						
5.7 (285 kW) / 6.0 (316 kW)		595 901 085 G14					019AGM
<b>ROADSTER (Z8)</b>	06/02 →						
4.8 V8 (280 kW) *		595 901 085 G14	600 402 083 H3	595 402 080 G3			019AGM 019
<b>ROADSTER S (Z4)</b>	03/04 →						
3.3 (221 kW)			585 200 080 F18	580 406 074 F17			110
ALPINE							
<b>A310</b>	01/71 - 12/84						
2.7 V6 (110 kW)			563 400 061 D15	560 408 054 D24	556 400 048 C14		027
<b>A610</b>	01/91 - 04/95						
3.0 TURBO (184 kW)				570 412 063 E23			068
<b>V6</b>	01/85 - 03/92						
2.5 TURBO (136 kW) / 2.9 GT (116 kW)				570 412 063 E23			068
ARO							
<b>10</b>	06/80 →						
1.3 (40 kW) / 1.4 (46 kW) / 1.6 (55/67 kW) / 1.6 16V (78 kW)					545 413 040 B20		077
1.6 D (40 kW) / 1.6 TD (51/59 kW) / 1.9 D (48 kW) / 1.9 TD (69 kW)			563 400 061 D15	560 408 054 D24	556 400 048 C14		027
<b>SPARTANA</b>	01/99 →						
1.2 (40 kW)					545 413 040 B20		077
ASIA MOTORS							
<b>HI-TOPIC (AM 725)</b>	06/93 →						
2.7 15 STD (51 kW) / 2.7 D Rear Wheel Drive (55 kW)				595 405 083 G8			334
<b>ROCSTA</b>	11/89 →						
1.8 i 4x4 (57 kW)				560 410 054 D47			005


FORD  
VW  
▲  
\*





Adapter/Adattatore/Adaptateur/Adaptador/Адаптер  
Adapter/Adattatore/Adaptateur/Adaptador/Адаптер  
For cars with Start/Stop (Must replace AGM with AGM, EFB with EFB)  
Please check as 2 different size batteries can be fitted depending on electrical options

**VARTA**  
BY JOHNSON CONTROLS

# ASIA MOTORS > AUDI

			<b>Start Stop Plus / Start Stop</b> ... B51 2 / B60 2	<b>SILVER dynamic</b> ... 316 2	<b>BLUE dynamic</b> ... 313 2	<b>BLACK dynamic</b> ... 312 2		<b>UK</b>		
<b>ASIA MOTORS</b>										
<b>ROCSTA</b>	11/89 →									
2.2 D 4x4 (45 kW)					595 405 083	<b>G8</b>		334		
<b>ASTON MARTIN</b>										
<b>DB7 Coupe</b>	01/94 →									
3.2 (233 kW) / 5.9 (309/298 kW) *		570 901 076	<b>E39</b>	577 400 078	<b>E44</b>	574 012 068	<b>E11</b>	570 409 064	<b>E13</b>	096AGM 096
<b>DB7 Convertible</b>	11/95 →									
3.2 (233 kW) / 5.9 (298/309 kW) *		570 901 076	<b>E39</b>	577 400 078	<b>E44</b>	574 012 068	<b>E11</b>	570 409 064	<b>E13</b>	096AGM 096
<b>DB9 Coupe</b>	01/04 →									
5.9 V12 (331 kW) *		595 901 085	<b>G14</b>	600 402 083	<b>H3</b>	595 402 080	<b>G3</b>			019AGM 019
<b>DB9 Convertible</b>	04/04 →									
5.9 (331 kW) *		595 901 085	<b>G14</b>	600 402 083	<b>H3</b>	595 402 080	<b>G3</b>			019AGM 019
<b>LAGONDA I</b>	01/76 - 12/97									
5.3 (250 kW)						570 413 063	<b>E24</b>			069
<b>LAGONDA I Estate</b>	01/76 - 12/97									
5.3 (228 kW)						570 413 063	<b>E24</b>			069
<b>TICKFORD CAPRI</b>	01/82 - 12/85									
2.8 T (153 kW)						570 413 063	<b>E24</b>			069
<b>V8 Coupe</b>	01/69 - 02/93									
5.3 (250 kW) / 5.3 2+2 Sports (258 kW)						570 413 063	<b>E24</b>			069
<b>V8 Convertible</b>	01/78 - 12/89									
5.3 (250 kW)						570 413 063	<b>E24</b>			069
<b>V8 Coupe</b>	10/05 →									
4.3 (283 kW) *		595 901 085	<b>G14</b>	600 402 083	<b>H3</b>	595 402 080	<b>G3</b>			019AGM 019
<b>V8 Vantage Roadster</b>	04/07 →									
4.3 (283 kW) *		595 901 085	<b>G14</b>	600 402 083	<b>H3</b>	595 402 080	<b>G3</b>			019AGM 019
<b>VANQUISH (R2_)</b>	09/01 →									
5.9 S (388 kW) / 6.0 V12 (338 kW) *		595 901 085	<b>G14</b>	600 402 083	<b>H3</b>	595 402 080	<b>G3</b>			019AGM 019
<b>VIRAGE Coupe</b>	04/87 - 12/92									
5.3 (246 kW)						570 413 063	<b>E24</b>			069
<b>VIRAGE Convertible</b>	09/90 - 12/00									
5.3 (246 kW) / 6.3 (373 kW)						570 413 063	<b>E24</b>			069
<b>VIRAGE Estate</b>	01/93 - 12/95									
5.3 (246 kW) / 6.3 (373 kW)						570 413 063	<b>E24</b>			069
<b>VIRAGE Saloon</b>	01/94 - 12/95									
5.3 (246 kW) / 6.3 (246 kW)						570 413 063	<b>E24</b>			069
<b>VIRAGE Coupe</b>	10/92 →									
5.3 (410 kW)						570 413 063	<b>E24</b>			069
<b>VIRAGE LIMITED EDITION</b>	01/95 - 12/95									
5.3 (246 kW)						570 413 063	<b>E24</b>			069
<b>ZAGATO Coupe</b>	01/86 - 12/89									
5.3 (322 kW)						570 413 063	<b>E24</b>			069
<b>ZAGATO Convertible</b>	01/86 - 12/89									
5.3 (228 kW)						570 413 063	<b>E24</b>			069
<b>AUDI</b>										
<b>A2 (8Z0)</b>	02/00 - 08/05									
1.4 (55 kW) *		570 901 076	<b>E39</b>	577 400 078	<b>E44</b>	574 012 068	<b>E11</b>			096AGM 096
1.6 FSI (81 kW) *		570 901 076	<b>E39</b>	585 200 080	<b>F18</b>	580 406 074	<b>F17</b>	574 012 068	<b>E11</b>	096AGM 110 096

FORD  
 Adapter/Adattatore/Adaptateur/Adaptador/Адаптер  
 Adapter/Adattatore/Adaptateur/Adaptador/Адаптер  
 For cars with Start/Stop (Must replace AGM with AGM, EFB with EFB)  
 \* Please check as 2 different size batteries can be fitted depending on electrical options




		<b>Start Stop Plus / Start Stop</b> ... B51 2 / B60 2	<b>SILVER dynamic</b> ... 316 2	<b>BLUE dynamic</b> ... 313 2	<b>BLACK dynamic</b> ... 312 2		<b>UK</b>
<b>AUDI</b>							
<b>A2 (8Z0)</b>	02/00 - 08/05						
1.2 TDI (45 kW) *		570 901 076 E39	585 200 080 F18	580 406 074 F17 574 012 068 E11			096AGM 110 096
1.4 TDI (55 kW) *		570 901 076 E39	585 200 080 F18	574 012 068 E11			096AGM 110 096
<b>A3 (8L1)</b>	09/96 - 05/03						
1.6 (74 kW) *			563 400 061 D15	560 408 054 D24 552 400 047 C22	556 400 048 C14 545 412 040 B19		027 012
1.8 (92 kW) / 1.8 quattro (92 kW) / 1.8 T (110/132 kW) / 1.8 T quattro (110/132 kW)			563 400 061 D15	560 408 054 D24	556 400 048 C14		027
S3 quattro (154 kW) / 1.9 TDI (66/74/81/96 kW) / 1.9 TDI quattro (96 kW) *		570 901 076 E39	577 400 078 E44	574 012 068 E11	570 409 064 E13		096AGM 096
<b>A3 (8P1)</b>	05/03 →						
1.4 TFSI (92 kW) *			563 400 061 D15	560 408 054 D24 552 400 047 C22			027 012 027AGM
1.6 (75 kW) *		560 901 068  D52	563 400 061 D15	560 408 054 D24 552 400 047 C22			027 012
1.6 FSI (85 kW) / 1.8 T (110 kW) / 1.8 TFSI (118 kW)			563 400 061 D15	560 408 054 D24			027
2.0 FSI (110 kW) / 2.0 (120 kW) / 2.0 TFSI (147 kW) / 2.0 TFSI quattro (147 kW) *		570 901 076 E39	577 400 078 E44	574 012 068 E11			027 096AGM 096
S3 quattro (188 kW) / 3.2 V6 quattro (184 kW) / 1.9 TDI (77 kW) / 2.0 TDI (100/103/125 kW) / 2.0 TDI quattro (100/125 kW) / 2.0 TDI quattro (103 kW) / 2.0 TDI 16V (103 kW) / 2.0 TDI 16V quattro (103 kW) *		570 901 076 E39	585 200 080 F18 577 400 078 E44	580 406 074 F17 574 012 068 E11			096AGM 110 096
2.0 TDI (120 kW) *			577 400 078 E44	580 406 074 F17			110 096
<b>A3 Sportback (8PA)</b>	09/04 →						
1.4 TFSI (92 kW)			563 400 061 D15	560 408 054 D24			027
1.6 (75 kW) *			563 400 061 D15	560 408 054 D24 552 400 047 C22			027 012
1.6 FSI (85 kW) / 1.8 TFSI (118 kW)			563 400 061 D15	560 408 054 D24			027
2.0 FSI (110 kW) / 2.0 (120 kW) / 2.0 TFSI (147 kW) / 2.0 TFSI quattro (147 kW) *		570 901 076 E39	577 400 078 E44	574 012 068 E11			027 096AGM 096
3.2 V6 quattro (184 kW) / 1.9 TDI (77 kW) / 2.0 TDI (100/103/125 kW) / 2.0 TDI quattro (103 kW) / 2.0 TDI 16V (103 kW) / 2.0 TDI 16V quattro (103 kW) / 2.0 TDI quattro (125 kW) *		570 901 076 E39	585 200 080 F18 577 400 078 E44	580 406 074 F17 574 012 068 E11			096AGM 110 096
2.0 TDI (120 kW) *			577 400 078 E44	580 406 074 F17			110 096
<b>A3 Convertible</b>	04/08 →						
1.8 TFSI (118 kW)			563 400 061 D15	560 408 054 D24			027
2.0 TFSI (147 kW)			563 400 061 D15	560 408 054 D24			027
1.9 TDI (77 kW) / 2.0 TDI (103 kW) *		570 901 076 E39	585 200 080 F18 577 400 078 E44	580 406 074 F17 574 012 068 E11			096AGM 110 096
<b>A4 (8D2, B5)</b>	01/95 - 11/00						
1.6 (74 kW) *			563 400 061 D15	560 408 054 D24 552 400 047 C22	545 412 040 B19		027 012
1.8 (85 kW) / 1.8 quattro (85 kW) / 1.8 T (110/132 kW) / 1.8 T quattro (110/132 kW) *			563 400 061 D15 577 400 078 E44	560 408 054 D24 574 012 068 E11			027 096

FORD  
VW  





Adapter/Adattatore/Adaptateur/Adaptador/Адаптер  
Adapter/Adattatore/Adaptateur/Adaptador/Адаптер  
For cars with Start/Stop (Must replace AGM with AGM, EFB with EFB)  
Please check as 2 different size batteries can be fitted depending on electrical options

  
BY JOHNSON CONTROLS



		<b>Start Stop Plus / Start Stop</b> ... B51 2 / B60 2	<b>SILVER dynamic</b> ... 316 2	<b>BLUE dynamic</b> ... 313 2	<b>BLACK dynamic</b> ... 312 2		<b>UK</b>
<b>AUDI</b>							
<b>A4 (8D2, B5)</b>	01/95 - 11/00						
2.4 (110 kW) / 2.4 quattro (120/121 kW) / 2.6 (110 kW) / 2.7 T quattro (169 kW) / 2.6 quattro (110 kW) / 2.7 Turbo quattro (169 kW) / S4 quattro (195 kW) / 2.7 Bi Turbo quattro (187 kW) / 2.8 (128/142 kW) / 2.8 quattro (128/142 kW) / 2.8 24V (142 kW) / 1.9 TDI (55/66/81/85 kW) / 1.9 TDI quattro (81/85 kW) / 2.5 D (132 kW) *			585 200 080 <b>F18</b>	580 406 074 <b>F17</b> 574 012 068 <b>E11</b>	570 409 064 <b>E13</b>		110 096
2.5 TDI (110 kW) / 2.5 TDI quattro (110 kW) *			600 402 083 <b>H3</b> 577 400 078 <b>E44</b>	595 402 080 <b>G3</b> 574 012 068 <b>E11</b>	570 409 064 <b>E13</b>		019 096
<b>A4 Avant (8D5, B5)</b>	07/95 - 09/01						
1.6 (74 kW) *			563 400 061 <b>D15</b>	560 408 054 <b>D24</b> 552 400 047 <b>C22</b>	545 412 040 <b>B19</b>		027 012
1.8 (85 kW) / 1.8 quattro (85 kW) / 1.8 T (110/132 kW) / 1.8 T quattro (110/132 kW) *			563 400 061 <b>D15</b> 577 400 078 <b>E44</b>	560 408 054 <b>D24</b> 574 012 068 <b>E11</b>			027 096
2.4 (110 kW) / 2.4 quattro (120/121 kW) / 2.6 (110 kW) / 2.6 quattro (110 kW) / S4 quattro (195 kW) / RS4 quattro (280 kW) / 2.8 (128/140/142 kW) / 2.8 quattro (128/140/142/280 kW) / 1.9 TDI (55/66/81/85 kW) / 1.9 TDI quattro (81/85 kW) / 2.5 TDI (110 kW) / 1.9 DUO (66 kW) *			585 200 080 <b>F18</b>	580 406 074 <b>F17</b> 574 012 068 <b>E11</b>	570 409 064 <b>E13</b>		110 096
<b>A4 (8E2, B6)</b>	11/00 - 12/04						
1.6 (75 kW) / 1.8 T (110/120/125/140 kW) / 1.8 T quattro (110/120/125/140 kW) / 2.0 (96 kW) / 2.4 (120/125 kW) *		570 901 076 <b>E39</b>	563 400 061 <b>D15</b> 577 400 078 <b>E44</b>	560 408 054 <b>D24</b> 574 012 068 <b>E11</b>			027 096AGM 096
2.0 FSI (110 kW) *		570 901 076 <b>E39</b>	577 400 078 <b>E44</b>	560 408 054 <b>D24</b>			027 096AGM 096
2.0 TDI (93 kW) / 1.9 TDI (74/85 kW) / 1.9 TDI quattro (96 kW) *		570 901 076 <b>E39</b>	585 200 080 <b>F18</b>	574 012 068 <b>E11</b>			096AGM 110 096
3.0 (160 kW) / 3.0 quattro (160 kW) / S4 quattro (253 kW) *		595 901 085 <b>G14</b>	600 402 083 <b>H3</b>	595 402 080 <b>G3</b>			019AGM 019
1.9 TDI (96 kW) *		570 901 076 <b>E39</b>	585 200 080 <b>F18</b>	580 406 074 <b>F17</b> 574 012 068 <b>E11</b>			096AGM 110 096
2.5 TDI (114 kW) / 2.5 TDI quattro (132 kW) *		595 901 085 <b>G14</b>	600 402 083 <b>H3</b>	595 402 080 <b>G3</b> 574 012 068 <b>E11</b>			019AGM 019 096
<b>A4 Avant (8E5, B6)</b>	04/01 - 12/04						
1.6 (75 kW) / 1.8 T (110/120/140 kW) / 1.8 T quattro (110/120/125/140 kW) / 2.0 (96 kW) / 2.0 FSI (110 kW) / 2.4 (120/125 kW) *		570 901 076 <b>E39</b>	563 400 061 <b>D15</b> 577 400 078 <b>E44</b>	560 408 054 <b>D24</b> 574 012 068 <b>E11</b>			027 096AGM 096
3.0 (160 kW) / 3.0 quattro (160 kW) / S4 quattro (253 kW) *		595 901 085 <b>G14</b>	600 402 083 <b>H3</b>	595 402 080 <b>G3</b>			019AGM 019
1.9 TDI (74 kW) / 1.9 TDI quattro (96 kW) *		570 901 076 <b>E39</b>	585 200 080 <b>F18</b>	580 406 074 <b>F17</b> 574 012 068 <b>E11</b>			096AGM 110 096
2.5 TDI (132 kW) / 2.5 TDI (114/120 kW) / 2.5 TDI quattro (132 kW) *		595 901 085 <b>G14</b>	600 402 083 <b>H3</b> 577 400 078 <b>E44</b>	595 402 080 <b>G3</b> 574 012 068 <b>E11</b>			019AGM 019 096
<b>A4 Convertible (8H7, 8HE)</b>	04/02 →						
1.8 T (120 kW) / 1.8 T quattro (120 kW) / 1.8 (125 kW) / 2.0 (96/147 kW) / 2.0 TFSI quattro (147 kW) / 2.4 (120 kW) *		570 901 076 <b>E39</b>	563 400 061 <b>D15</b> 577 400 078 <b>E44</b>	560 408 054 <b>D24</b> 574 012 068 <b>E11</b>			027 096AGM 096
3.0 (162 kW) / 3.0 quattro (162 kW) / 3.2 FSI (188 kW) / 3.2 FSI quattro (188 kW) / S4 quattro (253 kW) *		595 901 085 <b>G14</b>	600 402 083 <b>H3</b>	595 402 080 <b>G3</b>			019AGM 019




FORD Adapter/Adattatore/Adaptateur/Adaptador/Адаптер  
 VW Adapter/Adattatore/Adaptateur/Adaptador/Адаптер  
 \* For cars with Start/Stop (Must replace AGM with AGM, EFB with EFB)  
 Please check as 2 different size batteries can be fitted depending on electrical options

		<b>Start Stop Plus / Start Stop</b> ... B51 2 / B60 2	<b>SILVER dynamic</b> ... 316 2	<b>BLUE dynamic</b> ... 313 2	<b>BLACK dynamic</b> ... 312 2		<b>UK</b>
<b>AUDI</b>							
<b>A4 Convertible (8H7, 8HE)</b>	04/02 →						
2.0 TDI (100 kW) *			577 400 078 <i>E44</i>		580 406 074 <i>F17</i>		110 096
2.0 TDI (103 kW) *		570 901 076 <i>E39</i>	585 200 080 <i>F18</i> 577 400 078 <i>E44</i>		580 406 074 <i>F17</i> 574 012 068 <i>E11</i>		096AGM 110 096
2.5 TDI (120 kW) / 3.0 TDI quattro (150/171 kW) *		595 901 085 <i>G14</i>	600 402 083 <i>H3</i> 577 400 078 <i>E44</i>		595 402 080 <i>G3</i> 574 012 068 <i>E11</i>		019AGM 019 096
<b>A4 (8EC)</b>	11/04 →						
1.6 (75 kW) / 1.8 T (120 kW) / 1.8 T quattro (120 kW) / 2.0 (96 kW) / 2.0 FSi (110 kW) / 2.0 TFSI (125/147/162 kW) / 2.0 TFSI quattro (147/162 kW) *		570 901 076 <i>E39</i>	563 400 061 <i>D15</i> 577 400 078 <i>E44</i>		560 408 054 <i>D24</i> 574 012 068 <i>E11</i>		027 096AGM 096
3.0 (160 kW) / 3.0 quattro (160 kW) / 3.2 FSi (188 kW) / 3.2 FSi quattro (188 kW) / S4 quattro (253 kW) *		595 901 085 <i>G14</i>	600 402 083 <i>H3</i>		595 402 080 <i>G3</i>		019AGM 019
RS4 quattro (309 kW) *		595 901 085 <i>G14</i>	610 402 092 <i>I1</i>				019AGM 020
1.9 TDI (85 kW) / 2.0 TDI (89/100/103/120/125 kW) / 2.0 TDi (93 kW) / 2.0 TDI quattro (103/120/125 kW) / 2.0 TDI 16V (103 kW) *		570 901 076 <i>E39</i>	585 200 080 <i>F18</i> 577 400 078 <i>E44</i>		580 406 074 <i>F17</i> 574 012 068 <i>E11</i>		096AGM 110 096
2.5 TDI (120 kW) *		595 901 085 <i>G14</i>	600 402 083 <i>H3</i> 577 400 078 <i>E44</i>		580 406 074 <i>F17</i> 574 012 068 <i>E11</i>		019AGM 019 110 096
2.7 TDI (120 kW) *		595 901 085 <i>G14</i>	600 402 083 <i>H3</i> 577 400 078 <i>E44</i>		595 402 080 <i>G3</i> 574 012 068 <i>E11</i>		019AGM 019 096
2.7 TDI (132 kW) / 3.0 TDI quattro (150/171 kW) *		595 901 085 <i>G14</i>	600 402 083 <i>H3</i> 577 400 078 <i>E44</i>		595 402 080 <i>G3</i> 574 012 068 <i>E11</i>		019AGM 019 096
<b>A4 Avant (8ED)</b>	11/04 →						
1.6 (75 kW) / 1.8 T (120 kW) / 1.8 T quattro (120 kW) / 2.0 (96 kW) / 2.0 FSi (110 kW) / 2.0 TFSI (125/147/162 kW) / 2.0 TFSI quattro (147/162 kW) *		570 901 076 <i>E39</i>	563 400 061 <i>D15</i> 577 400 078 <i>E44</i>		560 408 054 <i>D24</i> 574 012 068 <i>E11</i>		027 096AGM 096
3.0 (160 kW) / 3.0 quattro (160 kW) / 3.2 FSi (188 kW) / 3.2 FSi quattro (188 kW) / S4 quattro (253 kW) *		595 901 085 <i>G14</i>	600 402 083 <i>H3</i>		595 402 080 <i>G3</i>		019AGM 019
1.9 TDI (85 kW) / 2.0 TDI (89/100/103/120/125 kW) / 2.0 TDi (93 kW) / 2.0 TDI 16V (103 kW) / 2.0 TDI quattro (103/120/125 kW) *		570 901 076 <i>E39</i>	585 200 080 <i>F18</i> 577 400 078 <i>E44</i>		580 406 074 <i>F17</i> 574 012 068 <i>E11</i>		096AGM 110 096
2.5 TDI (120 kW) / 2.7 TDI (132 kW) / 3.0 TDI quattro (150/171 kW) *		595 901 085 <i>G14</i>	600 402 083 <i>H3</i> 577 400 078 <i>E44</i>		595 402 080 <i>G3</i> 574 012 068 <i>E11</i>		019AGM 019 096
2.7 TDi (120 kW) *		595 901 085 <i>G14</i>	600 402 083 <i>H3</i> 577 400 078 <i>E44</i>		595 402 080 <i>G3</i> 574 012 068 <i>E11</i>		019AGM 019 096
<b>A4 (8K2)</b>	11/07 →						
1.8 TFSI (88 kW) *		570 901 076 <i>E39</i>	563 400 061 <i>D15</i> 577 400 078 <i>E44</i>		560 408 054 <i>D24</i> 574 012 068 <i>E11</i>		027 096AGM 096
2.0 TFSI (132 kW) / 2.0 TFSI quattro (155 kW) / 3.2 FSi quattro (195 kW) / 2.0 TDI (100 kW) *		570 901 076 <i>E39</i>	577 400 078 <i>E44</i>		574 012 068 <i>E11</i>		096AGM 096
2.0 TDi (88 kW) / 2.0 TDI (105 kW) *		570 901 076 <i>E39</i> 580 901 080 <i>F21</i>	577 400 078 <i>E44</i>		574 012 068 <i>E11</i>		096AGM 115AGM 096
2.0 TDI (125 kW) / 2.0 TDi quattro (125 kW) *		595 901 085 <i>G14</i> 570 901 076 <i>E39</i>	577 400 078 <i>E44</i>		574 012 068 <i>E11</i>		019AGM 096AGM 096




FORD  
VW  
⚠

Adapter/Adattatore/Adaptateur/Adaptador/Адаптер  
Adapter/Adattatore/Adaptateur/Adaptador/Адаптер  
For cars with Start/Stop (Must replace AGM with AGM, EFB with EFB)  
Please check as 2 different size batteries can be fitted depending on electrical options

**VARTA**  
BY JOHNSON CONTROLS

		<b>Start Stop Plus / Start Stop</b> ... B51 2 / B60 2	<b>SILVER dynamic</b> ... 316 2	<b>BLUE dynamic</b> ... 313 2	<b>BLACK dynamic</b> ... 312 2		<b>UK</b>
<b>AUDI</b>							
<b>A4 (8K2)</b>	11/07 →						
2.7 TDI (120 kW) *		570 901 076 <i>E39</i>	577 400 078 <i>E44</i>	595 402 080 <i>G3</i>	574 012 068 <i>E11</i>		019 096AGM 096
2.7 TDI (140 kW) / 3.0 TDI quattro (176 kW) *		595 901 085 <i>G14</i>	600 402 083 <i>H3</i> 577 400 078 <i>E44</i>	595 402 080 <i>G3</i>	574 012 068 <i>E11</i>		019AGM 019 096
3.0 TDI quattro (155 kW) *			577 400 078 <i>E44</i>	595 402 080 <i>G3</i>			019 096
<b>A4 Avant (8K5)</b>	04/08 →						
1.8 TFSI (88 kW) *		570 901 076 <i>E39</i>	563 400 061 <i>D15</i> 577 400 078 <i>E44</i>	560 408 054 <i>D24</i>	574 012 068 <i>E11</i>		027 096AGM 096
2.0 TFSI (155 kW) / 3.2 FSI quattro (195 kW) / 2.7 TDI (120 kW) / 3.0 TDI quattro (176 kW) *		570 901 076 <i>E39</i>	577 400 078 <i>E44</i>	574 012 068 <i>E11</i>			096AGM 096
2.0 TFSI quattro (155 kW)		570 901 076 <i>E39</i>					096AGM
2.0 TDI (88 kW)		580 901 080 <i>F21</i>					115AGM
2.0 TDI (105 kW) *		570 901 076 <i>E39</i> 580 901 080 <i>F21</i>	577 400 078 <i>E44</i>	574 012 068 <i>E11</i>			096AGM 115AGM 096
2.0 TDI (125 kW) *		595 901 085 <i>G14</i> 570 901 076 <i>E39</i>	577 400 078 <i>E44</i>	574 012 068 <i>E11</i>			019AGM 096AGM 096
2.0 TDI quattro (125 kW)		595 901 085 <i>G14</i>					019AGM
<b>A5 (8T)</b>	06/07 →						
1.8 TFSI (125 kW) *		595 901 085 <i>G14</i>	600 402 083 <i>H3</i>	595 402 080 <i>G3</i>			019AGM 019
3.2 FSI (195 kW) *		595 901 085 <i>G14</i>	600 402 083 <i>H3</i> 610 402 092 <i>I1</i>	595 402 080 <i>G3</i>			019AGM 019 020
S5 quattro (260 kW) / 2.7 TDI (140 kW) / 3.0 TDI quattro (176 kW) *		595 901 085 <i>G14</i>	610 402 092 <i>I1</i>				019AGM 020
<b>A5 Sportback</b>	09/09 →						
2.0 TFSI (132 kW) / 2.0 TFSI quattro (155 kW)		570 901 076 <i>E39</i>					096AGM
2.0 TDI (125 kW)		595 901 085 <i>G14</i>					019AGM
<b>A5 Convertible (8F)</b>	03/09 →						
2.0 TFSI (155 kW)		570 901 076 <i>E39</i>					096AGM
<b>A6 (4A, C4)</b>	06/94 - 10/97						
1.8 (92 kW) / 1.8 quattro (92 kW) *			563 400 061 <i>D15</i>	560 408 054 <i>D24</i> 552 400 047 <i>C22</i>	545 412 040 <i>B19</i>		027 012
2.0 (74 kW) / 2.0 16V (103 kW) / 2.0 16V quattro (103 kW) / 2.3 (98 kW) / 2.3 quattro (98 kW) / 2.4 (110 kW) / 2.6 (102/110 kW) / 2.6 quattro (110 kW) / 2.8 (128/120/142 kW) / 2.8 quattro (128/142 kW) / 1.9 TDI (66 kW) / 2.5 TDI (84/85/103 kW) / 2.5 TDI quattro (103 kW) *			585 200 080 <i>F18</i>	580 406 074 <i>F17</i> 574 012 068 <i>E11</i>	570 409 064 <i>E13</i>		110 096
S6 Turbo quattro (169 kW) / S6 4.2 quattro (213 kW) / S6 Plus quattro (240 kW) *			600 402 083 <i>H3</i>	595 402 080 <i>G3</i>	590 122 072 <i>F6</i>		017 019
<b>A6 Avant (4A, C4)</b>	06/94 - 12/97						
1.8 (92 kW) / 1.8 quattro (92 kW) *			563 400 061 <i>D15</i>	560 408 054 <i>D24</i> 552 400 047 <i>C22</i>	545 412 040 <i>B19</i>		027 012
2.0 (74 kW) / 2.0 16V (103 kW) / 2.0 16V quattro (103 kW) / 2.3 (98 kW) / 2.3 quattro (98 kW) / 2.4 (110 kW) / 2.6 (102/110 kW) / 2.6 quattro (110 kW) / 2.8 (128/120/142 kW) / 2.8 quattro (128/142 kW) / 1.9 TDI (66 kW) / 2.5 TDI (84/85/103 kW) / 2.5 TDI quattro (103 kW) *			585 200 080 <i>F18</i>	580 406 074 <i>F17</i> 574 012 068 <i>E11</i>	570 409 064 <i>E13</i>		110 096




FORD  
VW  
△  
\*  
Adapter/Adattatore/Adaptateur/Adaptador/Адаптер  
Adapter/Adattatore/Adaptateur/Adaptador/Адаптер  
For cars with Start/Stop (Must replace AGM with AGM, EFB with EFB)  
Please check as 2 different size batteries can be fitted depending on electrical options

		Start Stop Plus / Start Stop ... B51 2 / B60 2	SILVER <i>dynamic</i> ... 316 2	BLUE <i>dynamic</i> ... 313 2	BLACK <i>dynamic</i> ... 312 2		UK
<b>AUDI</b>							
<b>A6 Avant (4A, C4)</b>	06/94 - 12/97						
S6 Turbo quattro (169 kW) / S6 4.2 quattro (213 kW) / S6 Plus quattro (240 kW) *			600 402 083 H3	595 402 080 G3	590 122 072 F6		017 019
<b>A6 (4B, C5)</b>	01/97 - 01/05						
1.8 (85 kW) / 2.0 (96 kW) *		570 901 076 E39	563 400 061 D15	560 408 054 D24	545 412 040 B19		027 096AGM 012 096
1.8 T (110 kW) / 1.8 T quattro (110 kW) / 2.4 (100/115/120/121/125 kW) / 2.4 quattro (115/120/121/125 kW) / 2.7 T (169 kW) / 2.7 T quattro (169/184 kW) / 2.7 (187 kW) / 2.7 quattro (187/195 kW) / 2.8 (132/140/142 kW) / 2.8 quattro (132/142 kW) / 2.8 24V (142 kW) / 3.0 (162 kW) / 3.0 quattro (162 kW) / 3.7 (191 kW) / 3.7 quattro (191 kW) / 4.2 quattro (220 kW) *		570 901 076 E39	600 402 083 H3 577 400 078 E44	595 402 080 G3 574 012 068 E11	570 409 064 E13		019 096AGM 096
2.8 quattro (140 kW) / 3.0 quattro (160 kW) *			577 400 078 E44	595 402 080 G3			019 096
S6 quattro (250 kW) *		595 901 085 G14	600 402 083 H3	595 402 080 G3	590 122 072 F6		017 019AGM 019
RS6 (331 kW)			610 402 092 I1				020
1.9 TDI (81 kW) *		570 901 076 E39	585 200 080 F18 577 400 078 E44	580 406 074 F17 574 012 068 E11	570 409 064 E13		096AGM 110 096
2.5 TDI (110 kW) / 2.5 TDI quattro (110 kW) *		595 901 085 G14	600 402 083 H3 577 400 078 E44	595 402 080 G3 574 012 068 E11	570 409 064 E13		019AGM 019 096
<b>A6 Avant (4B, C5)</b>	11/97 - 01/05						
1.8 (85 kW) / 2.0 (96 kW) *		570 901 076 E39	563 400 061 D15	560 408 054 D24	545 412 040 B19		027 096AGM 012 096
1.8 T (110 kW) / 1.8 T quattro (110 kW) / 2.4 (100/115/120/121/125 kW) / 2.4 quattro (115/120/121/125 kW) / 2.7 T (169 kW) / 2.7 T quattro (169/184 kW) / 2.8 (132/140/142 kW) / 2.8 quattro (142 kW) / 3.0 (162 kW) / 3.0 quattro (162 kW) / 3.7 (191 kW) / 3.7 quattro (191 kW) / 4.2 quattro (220 kW) *		570 901 076 E39	600 402 083 H3 577 400 078 E44	595 402 080 G3 574 012 068 E11	570 409 064 E13		019 096AGM 096
S6 quattro (250 kW) *		595 901 085 G14	600 402 083 H3	595 402 080 G3	590 122 072 F6		017 019AGM 019
RS6 (331 kW) / RS6 plus (353 kW)			610 402 092 I1				020
1.9 TDI (81 kW) *		570 901 076 E39	585 200 080 F18 577 400 078 E44	580 406 074 F17 574 012 068 E11	570 409 064 E13		096AGM 110 096
2.5 TDI (110 kW) / 2.5 TDI quattro (110 kW) *		595 901 085 G14	600 402 083 H3	595 402 080 G3 574 012 068 E11	570 409 064 E13		019AGM 019 096
<b>ALLROAD (4BH)</b>	05/00 - 08/05						
2.7 T quattro (184 kW) / 4.2 V8 quattro (220 kW) / 2.5 TDI quattro (120 kW) / 2.7 quattro (187 kW) *		595 901 085 G14	600 402 083 H3 577 400 078 E44	595 402 080 G3 574 012 068 E11			019AGM 019 096
2.5 TDI quattro (132 kW) *			577 400 078 E44	595 402 080 G3 574 012 068 E11			019 096
<b>A6 (4F2)</b>	05/04 →						
2.0 TFSI (125 kW) *		595 901 085 G14	600 402 083 H3 577 400 078 E44	595 402 080 G3 574 012 068 E11			019AGM 019 096


FORD  
VW  
▲  
\*

Adapter/Adattatore/Adaptateur/Adaptador/Адаптер  
Adapter/Adattatore/Adaptateur/Adaptador/Адаптер  
For cars with Start/Stop (Must replace AGM with AGM, EFB with EFB)  
Please check as 2 different size batteries can be fitted depending on electrical options

**VARTA**  
BY JOHNSON CONTROLS

		<b>Start Stop Plus / Start Stop</b> ... B51 2 / B60 2	<b>SILVER dynamic</b> ... 316 2	<b>BLUE dynamic</b> ... 313 2	<b>BLACK dynamic</b> ... 312 2		<b>UK</b>
---	---	--	------------------------------------	----------------------------------	-----------------------------------	---	-----------

AUDI							
<b>A6 (4F2)</b>	05/04 →						
2.4 (130 kW) / 2.4 quattro (130 kW) / 2.8 FSI (154 kW) / 2.8 FSI quattro (154 kW) / 3.0 (160 kW) / 3.0 quattro (160 kW) / 3.2 FSI quattro (183/188 kW) / 3.2 FSI (188 kW) / 4.2 quattro (246 kW) / 2.0 TDI (89/100/103 kW) / 2.7 TDI (120/132 kW) / 2.7 TDI quattro (120/132 kW) / 3.0 TDI quattro (155/165 kW) / 3.0 TDI (171 kW) *		595 901 085 G14	600 402 083 H3 585 200 080 F18	595 402 080 G3 580 406 074 F17			019AGM 019 110
2.8 FSI (140 kW) / 2.8 FSI quattro (140 kW) / 2.0 TDI (120/125 kW) / 2.7 TDI (140 kW) / 2.7 TDI quattro (140 kW) / 3.0 TDI quattro (176 kW) *			585 200 080 F18	595 402 080 G3			019 110
<b>A6 Avant (4F5)</b>	03/05 →						
2.0 TFSI (125 kW) *		595 901 085 G14	600 402 083 H3 577 400 078 E44	595 402 080 G3 574 012 068 E11			019AGM 019 096
2.4 (130 kW) / 2.4 quattro (130 kW) / 2.8 FSI (154 kW) / 2.8 FSI quattro (154 kW) / 3.2 FSI (188 kW) / 3.2 FSI quattro (188 kW) / 4.2 quattro (246 kW) / 2.0 TDI (89/103 kW) / 2.7 TDI (120/132 kW) / 2.7 TDI quattro (120/132 kW) / 3.0 TDI quattro (155/165 kW) / 3.0 TDI (171 kW) *		595 901 085 G14	600 402 083 H3	595 402 080 G3 580 406 074 F17			019AGM 019 110
2.8 FSI (140 kW) / 2.8 FSI quattro (140 kW) / 2.0 TDI (120/125 kW) / 2.7 TDI (140 kW) / 2.7 TDI quattro (140 kW) / 3.0 TDI quattro (176 kW)				595 402 080 G3			019
3.0 quattro (160 kW) *		595 901 085 G14	600 402 083 H3 585 200 080 F18	595 402 080 G3 580 406 074 F17			019AGM 019 110
RS6 quattro (426 kW)			610 402 092 I1				020
2.0 TDI (100 kW) *		595 901 085 G14	600 402 083 H3 585 200 080 F18	595 402 080 G3 580 406 074 F17			019AGM 019 110
<b>A6 Allroad (4FH)</b>	05/06 →						
2.7 TDI quattro (120 kW) / 3.0 TDI quattro (155 kW) *		595 901 085 G14	600 402 083 H3	595 402 080 G3			019AGM 019
<b>V8 (4A_, 4C_)</b>	10/88 - 02/94						
3.6 quattro (180 kW) / 4.2 quattro (206 kW) *			600 402 083 H3	595 402 080 G3	590 122 072 F6	VW VW	017 019
<b>A8 (4D2, 4D8)</b>	03/94 - 12/02						
2.8 (120 kW) / 2.8 quattro (120 kW) / 3.7 (169 kW) / 3.7 quattro (169 kW) / 4.2 quattro (180/210/220 kW) / S 8 quattro (250 kW) *		595 901 085 G14	600 402 083 H3 577 400 078 E44	595 402 080 G3 574 012 068 E11	570 409 064 E13		019AGM 019 096
3.7 (191 kW) / 3.7 quattro (191 kW) / 4.2 quattro (175/228 kW) / S 8 quattro (265 kW) / 6.0 W12 quattro (309 kW) / 2.5 TDI (110/132 kW) / 2.5 TDI quattro (110/132 kW) / 3.3 TDI quattro (165 kW) *		595 901 085 G14	610 402 092 I1	595 402 080 G3	590 122 072 F6		017 019AGM 019 020
<b>A8 (4E_)</b>	10/02 →						
2.8 FSI (154 kW) / 3.0 (160/162 kW) / 3.2 FSI (191 kW) / 3.2 FSI quattro (191 kW) / 3.7 quattro (206 kW) / 4.2 quattro (246 kW) / 4.2 FSI quattro (257 kW) / 6.0 W12 quattro (331 kW) / 3.0 TDI quattro (155/171 kW) / 4.0 TDI quattro (202 kW) / 4.2 TDI quattro (235/240 kW) *		595 901 085 G14	600 402 083 H3 610 402 092 I1	595 402 080 G3			019AGM 019 020
4.2 TDI quattro (254 kW)			600 402 083 H3				019

FORD Adapter/Adattatore/Adaptateur/Adaptador/Адаптер  
 VW Adapter/Adattatore/Adaptateur/Adaptador/Адаптер  
 For cars with Start/Stop (Must replace AGM with AGM, EFB with EFB)  
 \* Please check as 2 different size batteries can be fitted depending on electrical options




		<b>Start Stop Plus / Start Stop</b> ... B51 2 / B60 2	<b>SILVER dynamic</b> ... 316 2	<b>BLUE dynamic</b> ... 313 2	<b>BLACK dynamic</b> ... 312 2		<b>UK</b>
--	--	--	------------------------------------	----------------------------------	-----------------------------------	--	-----------

AUDI							
<b>Q7 (4L)</b>	03/06 →						
3.6 FSI (206 kW) / 4.2 FSI (257 kW) / 3.0 TDI (171/176 kW) / 4.2 TDI (240 kW) *		595 901 085 G14	610 402 092 I1	595 402 080 G3			019AGM 019 020
3.0 TDi (155 kW) *		595 901 085 G14	600 402 083 H3 610 402 092 I1	595 402 080 G3			019AGM 019 020
<b>R8</b>	04/07 →						
4.2 FSI quattro (309 kW)			610 402 092 I1				020
<b>TT (8N3)</b>	10/98 - 06/06						
1.8 T (110 kW) / 1.8 T quattro (132/140/165/176 kW)			563 400 061 D15	560 408 054 D24			027
3.2 VR6 quattro (184 kW) *		570 901 076 E39	563 400 061 D15	560 408 054 D24			027 096AGM
<b>TT Roadster (8N9)</b>	10/99 - 06/06						
1.8 T (110 kW) / 1.8 T quattro (165 kW) *		570 901 076 E39	563 400 061 D15	560 408 054 D24			027 096AGM
1.8 T (132 kW)			563 400 061 D15	560 408 054 D24			027
3.2 VR6 quattro (184 kW)		570 901 076 E39					096AGM
<b>TT (8J3)</b>	10/06 →						
2.0 TFSI quattro (200 kW)			585 200 080 F18	580 406 074 F17			110
<b>TT Roadster (8J9)</b>	02/07 →						
2.0 TFSI (147 kW) / 2.0 TFSI quattro (200 kW) / 3.2 V6 quattro (184 kW) *		570 901 076 E39	585 200 080 F18	580 406 074 F17			096AGM 110
<b>80 (81, 85, B2)</b>	08/78 - 08/86						
1.3 (40 kW) / 1.6 (51/54/55/55/63 kW) *			561 400 060 D21	544 402 044 B18	541 400 036 A17	VW	075 063
1.6 GLE (81 kW) / 1.8 (65/66/68 kW) / 1.8 CC quattro (66/68 kW) / 1.8 GTE (81 kW) / 1.8 GTE quattro (81 kW) / 2.0 (85 kW) / 2.0 quattro (85 kW) / 2.2 (85 kW) / 2.2 quattro (96/100/100 kW) *			574 402 075 E38	560 409 054 D59	553 400 047 C10	VW VW VW	075 100 065
1.9 CD-5S (85 kW) / 1.6 D (40 kW) / 1.6 TD (51 kW)			574 402 075 E38	572 409 068 E43	570 144 064 E9	VW	100
<b>COUPE (81, 85)</b>	07/80 - 10/88						
1.6 (55 kW) / 1.8 (55 kW) / 1.8 GT (65/66/68/79/82 kW) / 1.8 GT quattro (66/82 kW) / 1.9 (85 kW) / 2.0 (85/83 kW) / 2.1 GT (79/96 kW) / 2.2 quattro (88/100 kW) / 2.2 GT (100/85 kW) / 2.3 (100 kW) / 2.3 quattro (100 kW) *			574 402 075 E38	560 409 054 D59	553 400 047 C10	VW VW VW	075 100 065
<b>QUATTRO (85)</b>	07/80 - 07/91						
2.1 Turbo (147 kW) / 2.1 20V Turbo (225 kW) / 2.2 Turbo (147 kW) / 2.2 20V (162 kW)			574 402 075 E38	572 409 068 E43	570 144 064 E9	VW	100
<b>80 (89, 89Q, 8A, B3)</b>	06/86 - 10/91						
1.4 (48 kW) / 1.6 (51/55/75 kW) / 1.8 (55 kW) *			561 400 060 D21	544 402 044 B18	541 400 036 A17	VW VW	075 063
1.8 S (65 kW) / 1.8 S quattro (65 kW) / 1.8 E (82 kW) / 1.8 E quattro (82 kW) / 1.8 (83 kW) / 1.8 quattro (83 kW) / 2.0 (82 kW) / 2.0 quattro (82/85 kW) / 2.0 E (83 kW) / 2.0 E quattro (83 kW) / 2.0 E 16V (101 kW) / 2.0 E 16V quattro (101 kW) *			574 402 075 E38	560 409 054 D59	553 400 047 C10	VW VW VW	075 100 065
2.3 quattro (98 kW) *		570 901 076 E39	574 402 075 E38	572 409 068 E43	570 144 064 E9	VW	096AGM 100
1.6 D (40 kW) / 1.6 TD (59 kW) / 1.9 D (50 kW)			574 402 075 E38	572 409 068 E43	570 144 064 E9	VW	100




FORD  
VW  
⚠  
\*

Adapter/Adattatore/Adaptateur/Adaptador/Адаптер  
Adapter/Adattatore/Adaptateur/Adaptador/Адаптер  
For cars with Start/Stop (Must replace AGM with AGM, EFB with EFB)  
Please check as 2 different size batteries can be fitted depending on electrical options

**VARTA**  
BY JOHNSON CONTROLS

		<b>Start Stop Plus / Start Stop</b> ... B51 2 / B60 2	<b>SILVER dynamic</b> ... 316 2	<b>BLUE dynamic</b> ... 313 2	<b>BLACK dynamic</b> ... 312 2		<b>UK</b>
<b>AUDI</b>							
<b>COUPE (89, 8B)</b>	10/88 - 12/96						
1.8 (82 kW) / 2.0 (82 kW) / 2.0 16 V (101/103 kW) / 2.0 20 V (118 kW) / 2.0 20 V quattro (118 kW) / 2.2 quattro (100 kW) / S2 quattro (162/169 kW) / 2.3 (98/100 kW) / 2.3 quattro (98/100 kW) / 2.3 20V (123/125 kW) / 2.3 20V quattro (123/125 kW) / 2.6 (110 kW) / 2.6 quattro (110 kW) / 2.8 (128 kW) / 2.8 quattro (128 kW) *			574 402 075 E38	560 409 054 D59	553 400 047 C10	VW VW VW	075 100 065
<b>CABRIOLET (8G7, B4)</b>	05/91 - 08/00						
1.8 (92 kW) / 2.0 E (85 kW) / 2.0 16V (103 kW) / 2.3 E (98 kW) / 2.6 (102/110 kW) / 2.8 (128 kW) / 1.9 TDI (66 kW)			574 402 075 E38	572 409 068 E43	570 144 064 E9	VW	100
<b>80 (8C, B4)</b>	09/91 - 12/94						
1.6 (52 kW) *			561 400 060 D21	544 402 044 B18	541 400 036 A17	VW VW	075 063
1.6 E (74 kW) / 2.0 (66 kW) / 2.0 quattro (79 kW) / 2.0 E (85 kW) / 2.0 E quattro (85 kW) / 2.0 E 16V (103 kW) / 2.0 E 16V quattro (103 kW) / S2 quattro (169 kW) / 2.3 E (98 kW) / 2.3 E quattro (98 kW) / 2.6 (110 kW) / 2.6 quattro (110 kW) / 2.8 (128 kW) / 2.8 quattro (128 kW) *			574 402 075 E38	560 409 054 D59	553 400 047 C10	VW VW VW	075 100 065
1.9 TD (55 kW) / 1.9 TDI (66 kW)			574 402 075 E38	572 409 068 E43	570 144 064 E9	VW	100
<b>80 Avant (8C, B4)</b>	09/91 - 01/96						
1.6 E (74 kW) / 2.0 (66 kW) / 2.0 E (85 kW) / 2.0 E 16V (103 kW) / 2.0 E 16V quattro (103 kW) / S2 quattro (169 kW) / RS2 quattro (232 kW) / 2.3 E (98 kW) / 2.3 E quattro (98 kW) / 2.6 (110 kW) / 2.6 quattro (110 kW) / 2.8 (128 kW) / 2.8 quattro (128 kW) *			574 402 075 E38	560 409 054 D59	553 400 047 C10	VW VW VW	075 100 065
1.9 TD (55 kW) / 1.9 TDI (66 kW)			574 402 075 E38	572 409 068 E43	570 144 064 E9	VW	100
<b>90 (81, 85, B2)</b>	08/84 - 03/87						
2.0 (83 kW) / 2.2 E quattro (88/100 kW) / 2.2 (100/85 kW) *			574 402 075 E38	560 409 054 D59	553 400 047 C10	VW VW VW	075 100 065
2.0 quattro (85 kW)			574 402 075 E38	572 409 068 E43	570 144 064 E9	VW	100
1.6 TD (51 kW) *			574 402 075 E38	560 409 054 D59		VW VW	075 100
<b>90 (89, 89Q, 8A, B3)</b>	04/87 - 09/91						
2.0 quattro (101 kW)			574 402 075 E38	572 409 068 E43	570 144 064 E9	VW	100
2.0 (85 kW) / 2.0 20 V (118 kW) / 2.0 20 V quattro (118 kW) / 2.2 E (100 kW) / 2.2 E quattro (100 kW) / 2.3 E (98/100 kW) / 2.3 E quattro (98/100 kW) / 2.3 E 20V (123/125 kW) / 2.3 E 20V quattro (123/125 kW) *			574 402 075 E38	560 409 054 D59	553 400 047 C10	VW VW VW	075 100 065
1.6 TD (59 kW) *			574 402 075 E38	560 409 054 D59		VW VW	075 100
<b>100 (43, C2)</b>	06/76 - 07/82						
1.6 (63 kW) *			561 400 060 D21	560 409 054 D59	541 400 036 A17	VW VW	075 063
1.9 (74 kW) / 2.1 (85/100 kW) *			574 402 075 E38	560 409 054 D59	553 400 047 C10	VW VW VW	075 100 065
2.0 D (51 kW)			574 402 075 E38	572 409 068 E43	570 144 064 E9	VW	100
<b>100 Avant (43, C2)</b>	07/77 - 02/83						
1.6 (63 kW) *			561 400 060 D21	560 409 054 D59	541 400 036 A17	VW VW	075 063

FORD  
VW  
\* Adapter/Adattatore/Adaptateur/Adaptador/Адаптер  
Adapter/Adattatore/Adaptateur/Adaptador/Адаптер  
For cars with Start/Stop (Must replace AGM with AGM, EFB with EFB)  
Please check as 2 different size batteries can be fitted depending on electrical options

		<b>Start Stop Plus / Start Stop</b> ... B51 2 / B60 2	<b>SILVER dynamic</b> ... 316 2	<b>BLUE dynamic</b> ... 313 2	<b>BLACK dynamic</b> ... 312 2		<b>UK</b>
<b>AUDI</b>							
<b>100 Avant (43, C2)</b>	07/77 - 02/83						
1.9 (74 kW) / 2.1 (85/100 kW) *			574 402 075 <b>E38</b>	560 409 054 <b>D59</b>	553 400 047 <b>C10</b>	VW	075 100 065
2.0 D (51 kW)			574 402 075 <b>E38</b>	572 409 068 <b>E43</b>	570 144 064 <b>E9</b>	VW	100
<b>100 (44, 44Q, C3)</b>	08/82 - 11/90						
1.8 (55 kW) / 1.9 (74 kW) / 2.0 (83/85 kW) *			574 402 075 <b>E38</b>	560 409 054 <b>D59</b>	541 400 036 <b>A17</b>	VW	075 063 100
1.8 quattro (65 kW) / 1.8 CAT (66 kW) / 1.8 quattro CAT (66 kW) / 2.0 CAT (85 kW) / 2.1 (100 kW) / 2.2 (79/85/96/101 kW) / 2.2 E quattro (88 kW) / 2.2 CAT (101 kW) / 2.2 quattro (101 kW) / 2.2 quattro CAT (101 kW) / 2.2 E Turbo quattro (121 kW) / 2.2 Turbo (121 kW) / 2.3 E (98/100 kW) / 2.3 quattro (98 kW) / 2.3 E quattro (100 kW) *			574 402 075 <b>E38</b>	560 409 054 <b>D59</b>	553 400 047 <b>C10</b>	VW	075 100 065
2.0 D (51 kW) / 2.0 D Turbo (64/74 kW) / 2.4 D (60 kW) / 2.5 TDI (88 kW)			574 402 075 <b>E38</b>	572 409 068 <b>E43</b>	570 144 064 <b>E9</b>	VW	100
<b>100 Avant (44, 44Q, C3)</b>	08/82 - 11/90						
1.8 (55 kW) / 1.9 (74 kW) / 2.0 (83 kW) / 2.0 E (85 kW) / 2.0 E CAT (85 kW) / 2.1 (100 kW) / 2.2 (85 kW) *			574 402 075 <b>E38</b>	560 409 054 <b>D59</b>	541 400 036 <b>A17</b>	VW	075 063 100
1.8 quattro (65 kW) / 1.8 CAT (66 kW) / 1.8 quattro CAT (66 kW) / 2.1 (96 kW) / 2.2 E quattro (88 kW) / 2.2 (101 kW) / 2.2 CAT (101 kW) / 2.2 quattro (101 kW) / 2.2 quattro CAT (101 kW) / 2.2 Turbo (121 kW) / 2.2 Turbo quattro (121 kW) / 2.3 (98/100 kW) / 2.3 quattro (98 kW) / 2.3 E quattro (100 kW) *			574 402 075 <b>E38</b>	560 409 054 <b>D59</b>	553 400 047 <b>C10</b>	VW	075 100 065
2.0 D (51 kW) / 2.0 TD (64/74 kW) / 2.4 D (60 kW) / 2.5 TDI (88 kW)			574 402 075 <b>E38</b>	572 409 068 <b>E43</b>	570 144 064 <b>E9</b>	VW	100
<b>100 (4A, C4)</b>	12/90 - 07/94						
1.6 (87 kW) / 2.0 (74 kW) / 2.0 E (85 kW) / 2.0 E 16V (103 kW) *			574 402 075 <b>E38</b>	560 409 054 <b>D59</b>	541 400 036 <b>A17</b>	VW	075 063 100
2.0 E quattro (85 kW) / 2.0 E 16V quattro (103 kW) / S4 Turbo quattro (169 kW) / 2.3 E (98 kW) / 2.3 E quattro (98 kW) / 2.6 (102/110 kW) / 2.6 E quattro (102 kW) / 2.6 quattro (110 kW) / 2.8 E (128 kW) / 2.8 E quattro (128 kW) / S4 V8 quattro (206/213 kW) / 2.4 D (60 kW) / 2.5 TDi (85 kW) / 2.5 TDi (85 kW) *			585 200 080 <b>F18</b>	572 409 068 <b>E43</b>	570 144 064 <b>E9</b>	VW	110 100
<b>100 Avant (4A, C4)</b>	12/90 - 11/94						
2.0 E (74 kW) / 2.0 E quattro (85 kW) / 2.0 E 16V (103 kW) / 2.0 E 16V quattro (103 kW) / S4 Turbo quattro (169 kW) / 2.3 E (98 kW) / 2.3 E quattro (98 kW) / 2.6 (102/110 kW) / 2.6 E quattro (102 kW) / 2.6 quattro (110 kW) / 2.8 E (128 kW) / 2.8 E quattro (128 kW) / S4 V8 quattro (206/213 kW) / 2.4 D (60 kW) / 2.5 TDi (85 kW) *			585 200 080 <b>F18</b>	572 409 068 <b>E43</b>	570 144 064 <b>E9</b>	VW	110 100
<b>200 (43)</b>	10/79 - 09/82						
2.1 5 E (100 kW) / 2.1 5 T (125 kW) *			574 402 075 <b>E38</b>	560 409 054 <b>D59</b>	553 400 047 <b>C10</b>	VW	075 100 065




FORD  
VW  
▲  
\*

Adapter/Adattatore/Adaptateur/Adaptador/Адаптер  
Adapter/Adattatore/Adaptateur/Adaptador/Адаптер  
For cars with Start/Stop (Must replace AGM with AGM, EFB with EFB)  
Please check as 2 different size batteries can be fitted depending on electrical options




**VARTA**  
BY JOHNSON CONTROLS



# AUDI > BEDFORD

		<b>Start Stop Plus / Start Stop</b> ... B51 2 / B60 2	<b>SILVER dynamic</b> ... 316 2	<b>BLUE dynamic</b> ... 313 2	<b>BLACK dynamic</b> ... 312 2		<b>UK</b>
<b>AUDI</b>							
<b>200 (44, 44Q)</b>	06/83 - 12/91						
2.1 5 E (100 kW) / 2.1 Turbo (134 kW) / 2.1 Turbo quattro (134 kW) / 2.2 (101 kW) / 2.2 Turbo (121/140/147 kW) / 2.2 Turbo quattro (121/147 kW) / 2.2 20V Turbo quattro (162 kW) / 2.3 (100 kW) *			574 402 075 E38	560 409 054 D59	553 400 047 C10	VW VW VW	075 100 065
<b>200 Avant (44, 44Q)</b>	09/83 - 12/91						
2.1 Turbo quattro (134 kW) / 2.2 Turbo (121 kW) / 2.2 Turbo quattro (121/147 kW) / 2.2 20V Turbo quattro (162 kW) / 2.3 (100 kW) *			574 402 075 E38	560 409 054 D59	553 400 047 C10	VW VW VW	075 100 065
<b>AUSTIN</b>							
<b>ALLEGRO Hatchback (ADO 67)</b>	05/73 - 10/83						
1.0 (33 kW) / 1.1 (33 kW) / 1.3 (40/46 kW) / 1.5 Super (50 kW)					545 079 030 B24		049
<b>ALLEGRO Estate (ADO 67)</b>	08/75 - 03/82						
1.3 (43 kW) / 1.5 (56 kW) / 1.7 (50 kW)					545 079 030 B24		049
<b>AMBASSADOR</b>	03/82 - 10/84						
1.7 (62 kW) / 2.0 (69/75 kW)				570 413 063 E24			069
<b>MAESTRO (XC)</b>	03/83 - 09/92						
1.3 (46 kW) / 1.3 LS (49 kW) / 1.6 (59 kW)			552 401 052 C6	544 402 044 B18	541 400 036 A17		063
1.6 Mayfair HLS (61 kW) / 1.6 MG (72/73 kW) / 2.0 Efi (83 kW) *			563 400 061 D15	560 408 054 D24 552 400 047 C22	556 400 048 C14 545 412 040 B19		027 012
<b>MAXI II</b>	10/80 - 12/82						
1750 (53 kW) / 1750 HLS (67 kW)					545 079 030 B24		049
<b>METRO</b>	10/80 - 04/90						
1.0 (30 kW) / 1.0 Surf HLE (35 kW) / 1.3 L,HLE,S (44 kW) / 1.3 (46/51/52 kW)					545 079 030 B24		049
1.3 Surf (44 kW) / 1.3 Turbo (66 kW)			552 401 052 C6	544 402 044 B18	541 400 036 A17		063
<b>MINI MK I</b>	09/62 →						
1000 (26 kW) / 1000 Mayfair Sport (30 kW) / 1000 Mayfair (31 kW) / 1100 Special (33 kW)					545 079 030 B24		049
<b>MONTEGO (XE)</b>	04/84 - 08/88						
1.3 (50 kW) / 1.6 LS,HL (61 kW) / 2.0 (74 kW) / 2.0 Mayfair (83 kW) / 2.0 Turbo (110 kW) *			561 400 060 D21	544 402 044 B18	541 400 036 A17		075 063
<b>MONTEGO Estate (XE)</b>	10/84 →						
1.6 LS (61 kW) / 2.0 (74 kW) / 2.0 HLI (83 kW) *			561 400 060 D21	560 409 054 D59 544 402 044 B18	541 400 036 A17		075 063
<b>PRINCESS 2</b>	09/78 - 10/82						
1700 (65 kW) / 2000 (69 kW) / 2200 (82 kW)				570 413 063 E24			069
<b>AUTOBIANCHI</b>							
<b>A 112</b>	10/69 - 12/86						
0.9 Junior (31 kW) / 1.0 E,Elite,LX (35 kW) / 1.0 Abarth (51 kW)			554 400 053 C30	552 400 047 C22	545 412 040 B19		012
<b>Y10</b>	03/85 - 12/95						
1.0 (33 kW) / 1.0 CAT (33 kW)					545 413 040 B20		077
<b>BARKAS</b>							
<b>B 1000 Bus (KO)</b>	04/67 - 01/76						
1.0 (31 kW)			554 400 053 C30	552 400 047 C22	545 412 040 B19		012
<b>B 1000 Bus (KB)</b>	01/76 →						
1.0 (34 kW) / 1.3 (43 kW)			554 400 053 C30	552 400 047 C22	545 412 040 B19		012
<b>B 1000 Box (KM)</b>	01/76 →						
1.0 (34 kW) / 1.3 (43 kW)			554 400 053 C30	552 400 047 C22	545 412 040 B19		012
<b>BEDFORD</b>							
<b>BLITZ (CF97)</b>	08/69 - 10/87						
1.8 (49 kW) / 2.0 (56 kW) / 2.3 (58 kW) / 2.0 D (44 kW) / 2.1 D (44 kW) / 2.3 D (46 kW) *			561 400 060 D21	560 409 054 D59 544 402 044 B18	541 400 036 A17		075 063

FORD  
VW  
\*  
Adapter/Adattatore/Adaptateur/Adaptador/Адаптер  
Adapter/Adattatore/Adaptateur/Adaptador/Адаптер  
For cars with Start/Stop (Must replace AGM with AGM, EFB with EFB)  
Please check as 2 different size batteries can be fitted depending on electrical options




		Start Stop Plus / Start Stop ... B51 2 / B60 2	SILVER <i>dynamic</i> ... 316 2	BLUE <i>dynamic</i> ... 313 2	BLACK <i>dynamic</i> ... 312 2		UK
<b>BEDFORD</b>							
<b>MIDI Bus</b>	09/84 - 08/92						
1.8 (63 kW)				570 413 063	E24		069
<b>MIDI Box</b>	08/84 - 08/92						
1.8 (63 kW) / 2.0 (62 kW) / 2.0 4WD (62 kW) / 2.2 D (45 kW) / 2.2 D 4WD (45 kW)				570 413 063	E24		069
<b>RASCAL Bus</b>	06/86 - 06/90						
1.0 (34 kW)						545 079 030	B24
<b>RASCAL Box</b>	06/86 - 06/90						
1.0 (34 kW)						545 079 030	B24
<b>BEIJING BENZ (BBDC)</b>							
<b>300C</b>	10/06 →						
2.7 (152 kW)						588 403 074	F5
3.5 (189 kW) / 5.7 (252 kW)			585 200 080	F18	580 406 074	F17	110
<b>E-CLASS (W211)</b>	11/05 →						
1.8 (120 kW) / 2.5 (150 kW) / 3.0 (170 kW) / 3.5 (200 kW)		595 901 085	G14				019AGM
<b>OUTLANDER Closed Off-Road Vehicle</b>	07/06 →						
2.4 (99 kW) / 2.4 All-wheel Drive (121 kW)				570 412 063	E23		068
<b>BENTLEY</b>							
<b>ARNAGE I</b>	04/98 - 09/99						
4.4 V8 32V Turbo (260 kW)				570 413 063	E24		069
<b>ARNAGE II</b>	09/99 →						
6.8 V8 (298 kW) / 6.8 V8 T (336 kW)				570 413 063	E24		069
<b>AZURE</b>	09/95 - 06/06						
6.75 V8 (286 kW) / 6.75 V8 Mulliner (313 kW) / 6.7 T (336 kW)				570 413 063	E24		069
<b>AZURE II</b>	06/06 →						
6.8 (336 kW)				570 413 063	E24		069
<b>CONTINENTAL</b>	10/91 - 12/95						
6.7 Turbo R (230 kW) / 6.75 V8 R (265/300 kW) / 6.75 V8 S (286 kW) / 6.75 V8 T Mulliner (313 kW)				570 413 063	E24		069
<b>CONTINENTAL FLYING SPUR</b>	03/05 →						
6.0 (411 kW)			563 400 061	D15	560 408 054	D24	027
<b>CONTINENTAL GT</b>	06/03 →						
6.0 (411 kW)			563 400 061	D15	560 408 054	D24	027
<b>BMW</b>							
<b>1 (E81, E87)</b>	09/04 →						
116i (85 kW) / 118i (95 kW)			554 400 053	C30	552 400 047	C22	012
116i (90 kW) / 118i (105 kW) / 120i (125 kW)		570 901 076	▲ E39				096AGM
116i (90 kW) / 116d (85 kW) / 118d (100 kW) / 123d (150 kW)		580 901 080	▲ F21				115AGM
120i (110 kW) / 130i (195 kW) *			563 400 061	D15	560 408 054	D24	027
					552 400 047	C22	012
118d (90 kW) / 120d (120 kW)			585 200 080	F18	580 406 074	F17	110
118d (105 kW) / 120d (130 kW) *			585 200 080	F18	580 406 074	F17	110
		580 901 080	▲ F21				115AGM
<b>1 Coupe (E82)</b>	10/07 →						
135i (225 kW)		570 901 076	E39				096AGM
120d (120 kW)		580 901 080	▲ F21				115AGM
120d (130 kW) / 123d (150 kW) *		570 901 076	E39				096AGM
		580 901 080	▲ F21				115AGM
<b>1 Convertible (E88)</b>	03/08 →						
118i (105 kW) / 120i (125 kW) / 125i (160 kW)			563 400 061	D15	560 408 054	D24	027
135i (225 kW)			585 200 080	F18	580 406 074	F17	110
118d (100 kW) / 120d (120 kW) / 123d (150 kW)		580 901 080	▲ F21				115AGM
120d (130 kW) *		580 901 080	▲ F21				110
			585 200 080	F18	580 406 074	F17	115AGM

B




FORD  
VW  
▲  
\*

Adapter/Adattatore/Adaptateur/Adaptador/Адаптер  
Adapter/Adattatore/Adaptateur/Adaptador/Адаптер  
For cars with Start/Stop (Must replace AGM with AGM, EFB with EFB)  
Please check as 2 different size batteries can be fitted depending on electrical options

**VARTA**  
BY JOHNSON CONTROLS

		<b>Start Stop Plus / Start Stop</b> ... B51 2 / B60 2	<b>SILVER dynamic</b> ... 316 2	<b>BLUE dynamic</b> ... 313 2	<b>BLACK dynamic</b> ... 312 2		<b>UK</b>
<b>BMW</b>							
<b>3 (E21)</b>	06/75 - 03/84						
315 (55 kW) / 318 i (77 kW) *			563 400 061 <i>D15</i>	560 408 054 <i>D24</i> 552 400 047 <i>C22</i>	556 400 048 <i>C14</i> 545 412 040 <i>B19</i>		027 012
316 (66 kW) *			563 400 061 <i>D15</i>	552 400 047 <i>C22</i>	545 412 040 <i>B19</i>		027 012
320/6 (90 kW) / 320 i (92 kW) / 323 i (105 kW)			563 400 061 <i>D15</i>	560 408 054 <i>D24</i>	556 400 048 <i>C14</i>		027
<b>3 (E30)</b>	09/82 - 03/92						
315 (55 kW) / 316 (66/66 kW) / 316 i (73/75/75 kW) / 318 i (75/77/83/85 kW) / 318 is (100 kW) / 320 i (92/95/110 kW) / 320 is (141 kW) / 323 i (102/110 kW) *			563 400 061 <i>D15</i>	552 400 047 <i>C22</i>	545 412 040 <i>B19</i>		027 012
325 i (125 kW) / 325 i X (125 kW) / 325 e 2.7 (90/95 kW) *		570 901 076 <i>E39</i>		560 408 054 <i>D24</i>	556 400 048 <i>C14</i>		027 096AGM 096
325 i (126 kW) / 325 i X (126 kW) *		570 901 076 <i>E39</i>	577 400 078 <i>E44</i>	574 012 068 <i>E11</i>	570 409 064 <i>E13</i>		027 096AGM 096
M3 2.3 (143 kW) / M3 EVO I 2.3 (162 kW) / M3 EVO II 2.5 (175 kW) / 324 d (63 kW) / 324 td (85 kW) *		595 901 085 <i>G14</i>			590 122 072 <i>F6</i>		017 019AGM 019
M3 2.3 (158 kW)			600 402 083 <i>H3</i> 577 400 078 <i>E44</i>	595 402 080 <i>G3</i> 574 012 068 <i>E11</i>	570 409 064 <i>E13</i>		096
<b>3 Touring (E30)</b>	07/87 - 10/94						
316 i (73 kW) / 318 i (83/85 kW) / 320 i (95 kW) *			563 400 061 <i>D15</i>	560 408 054 <i>D24</i> 552 400 047 <i>C22</i>	556 400 048 <i>C14</i> 545 412 040 <i>B19</i>		027 012
316 i (75 kW) *			563 400 061 <i>D15</i>	552 400 047 <i>C22</i>	545 412 040 <i>B19</i>		027 012
325 i (125 kW) / 325 i X (125 kW) *		570 901 076 <i>E39</i>		560 408 054 <i>D24</i>	556 400 048 <i>C14</i>		027 096AGM 096
324 td (85 kW) *		595 901 085 <i>G14</i>	577 400 078 <i>E44</i>	574 012 068 <i>E11</i>	570 409 064 <i>E13</i>		027 096AGM 096
			600 402 083 <i>H3</i>	595 402 080 <i>G3</i>	590 122 072 <i>F6</i>		017 019AGM 019
<b>3 Convertible (E30)</b>	12/85 - 10/93						
318 i (83 kW) / 318i (103 kW) / 320 i (95 kW) *			563 400 061 <i>D15</i>	560 408 054 <i>D24</i> 552 400 047 <i>C22</i>	556 400 048 <i>C14</i> 545 412 040 <i>B19</i>		027 012
325 i (125 kW) *		570 901 076 <i>E39</i>		560 408 054 <i>D24</i>	556 400 048 <i>C14</i>		027 096AGM 096
325 i (126 kW) *		570 901 076 <i>E39</i>	577 400 078 <i>E44</i>	574 012 068 <i>E11</i>	570 409 064 <i>E13</i>		027 096AGM 096
M3 2.3 (143 kW) *		595 901 085 <i>G14</i>			590 122 072 <i>F6</i>		017 019AGM 019
			600 402 083 <i>H3</i>	595 402 080 <i>G3</i>			
<b>3 (E36)</b>	09/90 - 02/98						
316 i (73 kW)			563 400 061 <i>D15</i>	560 408 054 <i>D24</i>	556 400 048 <i>C14</i>		027
318 i (83 kW) / 318 is (103/103 kW) *			561 400 060 <i>D21</i>	560 409 054 <i>D59</i>	553 400 047 <i>C10</i>		075 065
320 i (110 kW) / 323 i 2.5 (125 kW) / 325 i (141 kW) / 328 i (142 kW)			574 402 075 <i>E38</i>	572 409 068 <i>E43</i>	570 144 064 <i>E9</i>		100
M3 3.0 (210 kW) / M3 3.2 (236 kW) *		570 901 076 <i>E39</i>					096AGM 096
318 tds (66 kW) / 325 td (85 kW) / 325 tds (105 kW) *		595 901 085 <i>G14</i>	577 400 078 <i>E44</i>	574 012 068 <i>E11</i>	570 409 064 <i>E13</i>		096AGM 019 110
			600 402 083 <i>H3</i> 585 200 080 <i>F18</i>	595 402 080 <i>G3</i> 580 406 074 <i>F17</i>			
<b>3 Compact (E36)</b>	03/94 - 08/00						
316 i (75 kW)			561 400 060 <i>D21</i>	560 409 054 <i>D59</i>			075
316 g (75 kW) / 316 i (77 kW)			563 400 061 <i>D15</i>	560 408 054 <i>D24</i>	556 400 048 <i>C14</i>		027
318 ti (103 kW) *			561 400 060 <i>D21</i>	560 409 054 <i>D59</i>	553 400 047 <i>C10</i>		075 065
323 ti (125 kW)			574 402 075 <i>E38</i>	572 409 068 <i>E43</i>	570 144 064 <i>E9</i>		100

FORD  
VW  
\* Adapter/Adattatore/Adaptateur/Adaptador/Адаптер  
Adapter/Adattatore/Adaptateur/Adaptador/Адаптер  
For cars with Start/Stop (Must replace AGM with AGM, EFB with EFB)  
Please check as 2 different size batteries can be fitted depending on electrical options




		<b>Start Stop Plus / Start Stop</b> ... B51 2 / B60 2	<b>SILVER dynamic</b> ... 316 2	<b>BLUE dynamic</b> ... 313 2	<b>BLACK dynamic</b> ... 312 2		<b>UK</b>
---	---	--	------------------------------------	----------------------------------	-----------------------------------	---	-----------

BMW							
<b>3 Compact (E36)</b>	03/94 - 08/00						
318 tds (66 kW) *		595 901 085 <b>G14</b>	600 402 083 <b>H3</b> 585 200 080 <b>F18</b>	595 402 080 <b>G3</b> 580 406 074 <b>F17</b>			019AGM 019 110
<b>3 Coupe (E36)</b>	03/92 - 04/99						
316 i (75 kW)			563 400 061 <b>D15</b>	560 408 054 <b>D24</b>	556 400 048 <b>C14</b>		027
318 is (103 kW) *			561 400 060 <b>D21</b>	560 409 054 <b>D59</b>	553 400 047 <b>C10</b>		075 065
320 i (110 kW) / 323 i 2.5 (125 kW) / 325 i (141 kW) / 328 i (142 kW)			574 402 075 <b>E38</b>	572 409 068 <b>E43</b>	570 144 064 <b>E9</b>		100
M3 3.0 (210 kW) / M3 3.2 (236 kW) *		570 901 076 <b>E39</b>	577 400 078 <b>E44</b>	574 012 068 <b>E11</b>	570 409 064 <b>E13</b>		096AGM 096
<b>3 Convertible (E36)</b>	03/93 - 04/99						
318 i (85 kW) *			561 400 060 <b>D21</b>	560 409 054 <b>D59</b>	553 400 047 <b>C10</b>		075 065
320 i (110 kW) / 323 i 2.5 (125 kW) / 325 i (141 kW) / 328 i (142 kW)			574 402 075 <b>E38</b>	572 409 068 <b>E43</b>	570 144 064 <b>E9</b>		100
M3 3.0 (210 kW) / M3 3.2 (236 kW) *		570 901 076 <b>E39</b>	577 400 078 <b>E44</b>	574 012 068 <b>E11</b>	570 409 064 <b>E13</b>		096AGM 096
<b>3 Touring (E36)</b>	01/95 - 10/99						
316 i (75 kW)			563 400 061 <b>D15</b>	560 408 054 <b>D24</b>	556 400 048 <b>C14</b>		027
318 i (85 kW) *			561 400 060 <b>D21</b>	560 409 054 <b>D59</b>	553 400 047 <b>C10</b>		075 065
320 i (110 kW)			574 402 075 <b>E38</b>	572 409 068 <b>E43</b>	570 144 064 <b>E9</b>		100
323 i 2.5 (125 kW) / 328 i (142 kW)			574 402 075 <b>E38</b>	572 409 068 <b>E43</b>	570 144 064 <b>E9</b>		100
318 tds (66 kW) / 325 tds (105 kW) *		595 901 085 <b>G14</b>	600 402 083 <b>H3</b>	580 406 074 <b>F17</b>			019AGM 019 110
<b>3 (E46)</b>	02/98 - 04/05						
316 i (77 kW) / 318 i (87 kW) *		570 901 076 <b>E39</b>	577 400 078 <b>E44</b>	574 012 068 <b>E11</b>	560 408 054 <b>D24</b>		027 096AGM 096
318 i (105 kW)			577 400 078 <b>E44</b>	574 012 068 <b>E11</b>			096
320 i (110 kW) / 323 i (125 kW) / 325 i (141 kW) / 325 xi (141 kW) / 328 i (142 kW) / 330 i (170 kW) / 330 xi (170 kW) *		570 901 076 <b>E39</b>	585 200 080 <b>F18</b> 577 400 078 <b>E44</b>	580 406 074 <b>F17</b> 574 012 068 <b>E11</b>	570 409 064 <b>E13</b>		096AGM 110 096
318 d (85 kW) / 320 d (100/110 kW)			585 200 080 <b>F18</b>	580 406 074 <b>F17</b>			110
330 d (135 kW) / 330 xd (135 kW) *		595 901 085 <b>G14</b>	600 402 083 <b>H3</b>	595 402 080 <b>G3</b>	590 122 072 <b>F6</b>		017 019AGM 019
<b>3 Compact (E46)</b>	06/01 - 02/05						
316 ti (85 kW) / 318 ti (105 kW) *		570 901 076 <b>E39</b>	577 400 078 <b>E44</b>	574 012 068 <b>E11</b>	563 400 061 <b>D15</b> 560 408 054 <b>D24</b>		027 096AGM 096
325 ti (141 kW) *		570 901 076 <b>E39</b>	585 200 080 <b>F18</b> 577 400 078 <b>E44</b>	580 406 074 <b>F17</b> 574 012 068 <b>E11</b>			096AGM 110 096
318 td (85 kW) / 320 td (110 kW)			585 200 080 <b>F18</b>	580 406 074 <b>F17</b>			110
<b>3 Coupe (E46)</b>	04/99 →						
316 Ci (77 kW) / 318 Ci (87/105/110 kW) *		570 901 076 <b>E39</b>	577 400 078 <b>E44</b>	574 012 068 <b>E11</b>	563 400 061 <b>D15</b> 560 408 054 <b>D24</b>		027 096AGM 096
316 Ci (85 kW) *		570 901 076 <b>E39</b>	577 400 078 <b>E44</b>		560 408 054 <b>D24</b>		027 096AGM 096
320 Ci (110 kW) / 323 Ci (125 kW) / 325 Ci (141 kW) / 328 Ci (142 kW) / 330 xi (170 kW) / M3 3.2 (252 kW) / M3 CSL (265 kW) / 320 Cd (110 kW) *		570 901 076 <b>E39</b>	585 200 080 <b>F18</b> 577 400 078 <b>E44</b>	580 406 074 <b>F17</b> 574 012 068 <b>E11</b>	570 409 064 <b>E13</b>		096AGM 110 096
320 Ci (125 kW) *		570 901 076 <b>E39</b>	585 200 080 <b>F18</b>	574 012 068 <b>E11</b>			096AGM 110 096


FORD  
VW  
▲  
\*




Adapter/Adattatore/Adaptateur/Adaptador/Адаптер  
Adapter/Adattatore/Adaptateur/Adaptador/Адаптер  
For cars with Start/Stop (Must replace AGM with AGM, EFB with EFB)  
Please check as 2 different size batteries can be fitted depending on electrical options

**VARTA**  
BY JOHNSON CONTROLS

		<b>Start Stop Plus / Start Stop</b> ... B51 2 / B60 2	<b>SILVER dynamic</b> ... 316 2	<b>BLUE dynamic</b> ... 313 2	<b>BLACK dynamic</b> ... 312 2		<b>UK</b>
---	---	--	------------------------------------	----------------------------------	-----------------------------------	---	-----------

BMW							
<b>3 Coupe (E46)</b>	04/99 →						
330 Cd (150 kW) *		595 901 085 G14	600 402 083 H3	595 402 080 G3			019AGM 019
<b>3 Convertible (E46)</b>	04/00 →						
318 Ci (105 kW) / 320 Ci (125 kW) / 325 Ci (141 kW) / 330 Ci (170 kW) / M3 3.2 (252 kW) / 320 Cd (110 kW) / 330 Cd (150 kW)			585 200 080 F18	580 406 074 F17			110
323 Ci (125 kW) *		570 901 076 E39	585 200 080 F18 577 400 078 E44	580 406 074 F17 574 012 068 E11			096AGM 110 096
<b>3 Touring (E46)</b>	10/99 - 02/05						
316 i (85 kW) *		570 901 076 E39	577 400 078 E44	560 408 054 D24			027 096AGM 096
316 i (85 kW) / 318 i (87/105 kW) *		570 901 076 E39	577 400 078 E44	560 408 054 D24 574 012 068 E11			027 096AGM 096
320 i (110 kW) / 325 i (141 kW) / 325 xi (141 kW) / 328 i (142 kW) / 330 i (170 kW) / 330 xi (170 kW) *		570 901 076 E39	585 200 080 F18 577 400 078 E44	580 406 074 F17 574 012 068 E11	570 409 064 E13		096AGM 110 096
320 i (125 kW) *		570 901 076 E39	585 200 080 F18	574 012 068 E11			096AGM 110 096
318 d (85 kW) / 320 d (100/110 kW)			585 200 080 F18	580 406 074 F17			110
330 d (135 kW) / 330 xd (135 kW) *		595 901 085 G14	600 402 083 H3	595 402 080 G3	590 122 072 F6		017 019AGM 019
<b>3 (E90)</b>	01/05 →						
316i (90 kW) / 318i (105 kW) / 320i (125 kW) / 320d (130 kW) / 320xd (130 kW) / 320d xDrive (130 kW) / 330d (180 kW) / 330d xDrive (180 kW)		595 901 085 G14					019AGM
318i (95 kW) / 320i (110 kW) *			563 400 061 D15	560 409 054 D59 552 400 047 C22			027 075 012
325i (160 kW) / 325xi (160 kW) / 330i (190 kW) / 330xi (190 kW) / 335i (225 kW) *		595 901 085 G14	585 200 080 F18 577 400 078 E44	580 406 074 F17 574 012 068 E11			019AGM 110 096
318d (90 kW) / 320d (110/120 kW) *		595 901 085 G14	600 402 083 H3 585 200 080 F18	595 402 080 G3 580 406 074 F17			019AGM 019 110
318d (105 kW) *		595 901 085 G14	600 402 083 H3	595 402 080 G3			019AGM 019
325d (145 kW) / 330d (170 kW) / 330xd (170 kW) / 335d (210 kW) *		595 901 085 G14	600 402 083 H3	595 402 080 G3			019AGM 019
<b>3 Touring (E91)</b>	09/05 →						
316i (90 kW) / 320i (125 kW) / 318d (105 kW) / 320xd (130 kW) / 320d xDrive (130 kW) / 330d (180 kW) / 330xd (180 kW)		595 901 085 G14					019AGM
318i (95 kW) / 320i (110 kW) *			563 400 061 D15	560 409 054 D59 552 400 047 C22			027 075 012
318i (105 kW)		580 901 080 F21					115AGM
325i (160 kW) / 325xi (160 kW) / 330i (190 kW) / 330xi (190 kW) / 335i (225 kW) *		595 901 085 G14	577 400 078 E44	574 012 068 E11			019AGM 096
318d (90 kW) / 320d (110/120 kW) *		595 901 085 G14	600 402 083 H3	595 402 080 G3 580 406 074 F17			019AGM 019 110
320d (130 kW) *		595 901 085 G14	600 402 083 H3	595 402 080 G3			019AGM 019
325d (145 kW) / 330d (170 kW) / 330xd (170 kW) / 335d (210 kW) *		595 901 085 G14	600 402 083 H3	595 402 080 G3			019AGM 019

FORD Adapter/Adattatore/Adaptateur/Adaptador/Адаптер  
 VW Adapter/Adattatore/Adaptateur/Adaptador/Адаптер  
 For cars with Start/Stop (Must replace AGM with AGM, EFB with EFB)  
 \* Please check as 2 different size batteries can be fitted depending on electrical options

		<b>Start Stop Plus / Start Stop</b> ... B51 2 / B60 2	<b>SILVER dynamic</b> ... 316 2	<b>BLUE dynamic</b> ... 313 2	<b>BLACK dynamic</b> ... 312 2		<b>UK</b>
---	---	--	------------------------------------	----------------------------------	-----------------------------------	---	-----------




BMW							
<b>3 Coupe (E92)</b>	06/06 →						
320i (125 kW) / M3 (309 kW) *		570 901 076 E39	577 400 078 E44	574 012 068 E11			096AGM 096
325i (160 kW) / 325xi (160 kW) / 330i (190/200 kW) / 330xi (190/200 kW) *		595 901 085 G14	585 200 080 F18	580 406 074 F17 574 012 068 E11			019AGM 110 096
320d (130 kW) / 325d (145 kW) / 330d (170 kW) / 330xd (170 kW) / 335d (210 kW) *		595 901 085 ⚠ G14	600 402 083 H3	595 402 080 G3			019AGM 019
320xd (130 kW) / 320d xDrive (130 kW) / 330d (180 kW) / 330xd (180 kW) / 330d xDrive (180 kW)		595 901 085 ⚠ G14					019AGM
<b>3 Convertible (E93)</b>	08/06 →						
320i (125 kW) *			563 400 061 D15	560 409 054 D59 552 400 047 C22			027 075 012
325i (160 kW) / 330i (200 kW) / 335i (225 kW) *		570 901 076 E39	577 400 078 E44	574 012 068 E11			096AGM 096
320d (130 kW) / 330d (180 kW) / 330d (170 kW)		595 901 085 ⚠ G14	585 200 080 F18	580 406 074 F17			019AGM 110
<b>5 (E12)</b>	08/72 - 08/81						
518 (66 kW) / 520/6 (90 kW) *			563 400 061 D15	560 409 054 D59 552 400 047 C22	545 412 040 B19		027 075 012
518i (75 kW) *			563 400 061 D15	552 400 047 C22	545 412 040 B19		027 012
525 (110 kW) / 528 i (130/135 kW) / M 535 i (160 kW) *		570 901 076 E39	577 400 078 E44	574 012 068 E11	560 408 054 D24	556 400 048 C14	027 096AGM 096
<b>5 (E28)</b>	06/80 - 06/90						
518 (66 kW) / 518i (75 kW) / 518 i (77 kW) / 520 i (92/95/110 kW) *			563 400 061 D15	560 409 054 D59 552 400 047 C22	545 412 040 B19		027 075 012
525 i (110 kW) / 525 e 2.7 (90/92/95 kW) / 528 i (135 kW) / 535 i, M 535 i (136 kW) *		570 901 076 E39	577 400 078 E44	574 012 068 E11	560 408 054 D24	556 400 048 C14	027 096AGM 096
535 i, M 535 i (141 kW) / M5 3.5 (211 kW) *		595 901 085 G14	600 402 083 H3	595 402 080 G3 574 012 068 E11	570 409 064 E13		019AGM 019 096
535 i, M 535 i (160 kW) *		595 901 085 G14	600 402 083 H3	574 012 068 E11	570 409 064 E13		019AGM 019 096
524 d (63 kW) / 524 td (85 kW) *		595 901 085 G14	600 402 083 H3	595 402 080 G3	590 122 072 F6		017 019AGM 019
<b>5 (E34)</b>	12/87 - 11/95						
518 i (83 kW)			585 200 080 F18	580 406 074 F17			110
518 i (85 kW) / 520 i (95 kW) / 520 i 24V (110 kW) *			563 400 061 D15	560 409 054 D59 552 400 047 C22	556 400 048 C14	545 412 040 B19	027 075 012
525 i (125 kW) / 525 i 24V (141 kW) / 525 i X 24V (141 kW) / 530 i (138 kW) *		570 901 076 E39	577 400 078 E44	574 012 068 E11	560 408 054 D24	556 400 048 C14	027 096AGM 096
530 i V8 (160 kW) / 535 i (155 kW) / 540 i V8 (210 kW) / M5 3.6 (232 kW) / M5 3.6 CAT (232 kW) / M5 3.8 (250 kW) *		595 901 085 G14	600 402 083 H3	595 402 080 G3 574 012 068 E11	570 409 064 E13		019AGM 019 096
524 td (85 kW) / 525 td (85 kW) / 525 tds (105 kW) *		595 901 085 G14	600 402 083 H3	595 402 080 G3	590 122 072 F6		017 019AGM 019
<b>5 Touring (E34)</b>	11/91 - 01/97						
518 i (83 kW) / 518 g (85 kW) / 520 i (110 kW) *			563 400 061 D15	560 409 054 D59 552 400 047 C22	556 400 048 C14	545 412 040 B19	027 075 012

FORD  
VW  
⚠  
\*


Adapter/Adattatore/Adaptateur/Adaptador/Адаптер  
Adapter/Adattatore/Adaptateur/Adaptador/Адаптер  
For cars with Start/Stop (Must replace AGM with AGM, EFB with EFB)  
Please check as 2 different size batteries can be fitted depending on electrical options




**VARTA**  
BY JOHNSON CONTROLS




B

		<b>Start Stop Plus / Start Stop</b> ... B51 2 / B60 2	<b>SILVER dynamic</b> ... 316 2	<b>BLUE dynamic</b> ... 313 2	<b>BLACK dynamic</b> ... 312 2		<b>UK</b>
---	---	--	------------------------------------	----------------------------------	-----------------------------------	---	-----------

BMW							
<b>5 Touring (E34)</b>	11/91 - 01/97						
518 i (85 kW) *			563 400 061 <i>D15</i>	552 400 047 <i>C22</i>	545 412 040 <i>B19</i>		027 012
525 i (141 kW) / 525 iX (141 kW) *		570 901 076 <i>E39</i>	577 400 078 <i>E44</i>	560 408 054 <i>D24</i>	556 400 048 <i>C14</i>		027 096AGM 096
530 i V8 (160 kW) / 540 i (210 kW) / M5 3.8 (250 kW) *		595 901 085 <i>G14</i>	600 402 083 <i>H3</i>	595 402 080 <i>G3</i>			019AGM 019 096
525 td (85 kW) / 525 tds (105 kW) *		595 901 085 <i>G14</i>	600 402 083 <i>H3</i>	595 402 080 <i>G3</i>	570 409 064 <i>E13</i>		017 019AGM 019
<b>5 (E39)</b>	11/95 - 06/03						
520 i (100 kW) / 535 i (180 kW) *		595 901 085 <i>G14</i>	600 402 083 <i>H3</i>	595 402 080 <i>G3</i>			019AGM 019 096
520 i (110 kW) / 523 i (125 kW) / 525 i (141 kW) / 528 i (142 kW) / 530 i (170 kW) / 535 i (173 kW) *		595 901 085 <i>G14</i>	600 402 083 <i>H3</i>	595 402 080 <i>G3</i>	570 409 064 <i>E13</i>		019AGM 019 096
540 i (210 kW) / M5 (294 kW) / 530 d (135/142 kW)		595 901 085 <i>G14</i>					019AGM
520 d (100 kW) / 525 td (85 kW) / 525 d (120 kW) / 525 tds (105 kW) *		595 901 085 <i>G14</i>	600 402 083 <i>H3</i>	595 402 080 <i>G3</i>			019AGM 019
<b>5 Touring (E39)</b>	01/97 - 05/04						
520 i (100 kW) / 523 i (125 kW) / 525 i (141 kW) / 528 i (142 kW) / 530 i (170 kW) *		595 901 085 <i>G14</i>	600 402 083 <i>H3</i>	595 402 080 <i>G3</i>	574 012 068 <i>E11</i>	570 409 064 <i>E13</i>	019AGM 019 096
520 i (110 kW) *		595 901 085 <i>G14</i>	600 402 083 <i>H3</i>	595 402 080 <i>G3</i>		570 409 064 <i>E13</i>	019AGM 019 096
540 i (210 kW) / 530 d (135/142 kW)		595 901 085 <i>G14</i>					019AGM
520 d (100 kW) / 525 d (120 kW) / 525 tds (105 kW) *		595 901 085 <i>G14</i>	600 402 083 <i>H3</i>	595 402 080 <i>G3</i>			019AGM 019
<b>5 (E60)</b>	07/03 →						
520i (125 kW) / 523i (130/140 kW) / 525i (141/160/160 kW) / 525xi (160/160 kW) / 530i (170/190/200 kW) / 530xi (190/200 kW) *		595 901 085 <i>G14</i>	610 402 092 <i>I1</i> 585 200 080 <i>F18</i>	580 406 074 <i>F17</i>			019AGM 020 110
540i (225 kW)			600 402 083 <i>H3</i>				019
540i (225 kW) / 545i (245 kW) / 550i (270 kW) / 520d (110/120 kW) / 525d (120/130/145 kW) / 530d (160/170/173 kW) / 530xd (170/173 kW) / 535d (200/210 kW) *		595 901 085 <i>G14</i>	600 402 083 <i>H3</i> 610 402 092 <i>I1</i>	595 402 080 <i>G3</i>			019AGM 019 020
M5 (373 kW)		595 901 085 <i>G14</i>					019AGM
520d (130 kW) *		595 901 085 <i>G14</i>	600 402 083 <i>H3</i>				019AGM 019
<b>5 Touring (E61)</b>	06/04 →						
520i (125 kW) / 523i (130 kW) / 525i (141/160 kW) / 525xi (160 kW) / 530i (170/190 kW) / 530xi (190 kW) *		595 901 085 <i>G14</i>	610 402 092 <i>I1</i> 585 200 080 <i>F18</i>	580 406 074 <i>F17</i>			019AGM 020 110
523i (140 kW) / 525d (145 kW) / 530d (173 kW) / 530xd (173 kW) / 535d (210 kW) *		595 901 085 <i>G14</i>	600 402 083 <i>H3</i>	595 402 080 <i>G3</i>			019AGM 019
525i (160 kW) / 525xi (160 kW) / 530i (200 kW) / 530xi (200 kW) *		595 901 085 <i>G14</i>	600 402 083 <i>H3</i> 585 200 080 <i>F18</i>	595 402 080 <i>G3</i>			019AGM 019 110
545i (245 kW) / 520d (110/120 kW) / 525d (120 kW) / 530d (160/170 kW) / 530xd (170 kW) / 535d (200 kW) *		595 901 085 <i>G14</i>	600 402 083 <i>H3</i> 610 402 092 <i>I1</i>	595 402 080 <i>G3</i>			019AGM 019 020
550i (270 kW) *			600 402 083 <i>H3</i> 610 402 092 <i>I1</i>	595 402 080 <i>G3</i>			019 020
M5 (373 kW) *		595 901 085 <i>G14</i>	610 402 092 <i>I1</i>				019AGM 020

FORD  
 VW  
  
 \* Adapter/Adattatore/Adaptateur/Adaptador/Адаптер  
 Adapter/Adattatore/Adaptateur/Adaptador/Адаптер  
 For cars with Start/Stop (Must replace AGM with AGM, EFB with EFB)  
 Please check as 2 different size batteries can be fitted depending on electrical options

		<b>Start Stop Plus / Start Stop</b> ... B51 2 / B60 2	<b>SILVER dynamic</b> ... 316 2	<b>BLUE dynamic</b> ... 313 2	<b>BLACK dynamic</b> ... 312 2		<b>UK</b>
---	---	--	------------------------------------	----------------------------------	-----------------------------------	---	-----------







BMW							
<b>5 Touring (E61)</b>	06/04 →						
520d (130 kW) *		595 901 085  <b>G14</b>	600 402 083 <b>H3</b>				019AGM 019
525d (130 kW) *		595 901 085 <b>G14</b>	610 402 092 <b>I1</b>	595 402 080 <b>G3</b>			019AGM 019 020
<b>6 (E24)</b>	04/76 - 09/90						
628 CSi (135 kW) / 633 CSi (145 kW) / 635 CSi (136/141/155/160 kW) / M 635 CSi (191/211 kW) *		570 901 076 <b>E39</b>	577 400 078 <b>E44</b>	574 012 068 <b>E11</b>	570 409 064 <b>E13</b>		096AGM 096
<b>6 (E63)</b>	01/04 →						
630i (190 kW) *		595 901 085 <b>G14</b>	610 402 092 <b>I1</b> 585 200 080 <b>F18</b>	580 406 074 <b>F17</b>			019AGM 020 110
645Ci (245 kW) *		595 901 085 <b>G14</b>	600 402 083 <b>H3</b> 610 402 092 <b>I1</b>	595 402 080 <b>G3</b>			019AGM 019 020
650i (270 kW) / M6 (373 kW) *		595 901 085 <b>G14</b>	610 402 092 <b>I1</b>				019AGM 020
<b>6 Convertible (E64)</b>	04/04 →						
630i (190 kW) / 650i (270 kW) *		595 901 085 <b>G14</b>	600 402 083 <b>H3</b> 610 402 092 <b>I1</b>	595 402 080 <b>G3</b>			019AGM 019 020 020
645Ci (245 kW) / M6 (373 kW)			610 402 092 <b>I1</b>				
<b>7 (E23)</b>	05/77 - 08/86						
728 i (135 kW) / 733 i (145 kW) / 735 i (136/141/160 kW) / 745 i (185/185 kW) *		570 901 076 <b>E39</b>	577 400 078 <b>E44</b>	574 012 068 <b>E11</b>	570 409 064 <b>E13</b>		096AGM 096
<b>7 (E32)</b>	09/86 - 09/94						
730 i,jL (138 kW) *		570 901 076 <b>E39</b>	577 400 078 <b>E44</b>	574 012 068 <b>E11</b>	570 409 064 <b>E13</b>		096AGM 096
730 i,jL V8 (160 kW) / 735 i,jL (155/162 kW) / 740 i,jL V8 (210 kW) / 750 i,jL V12 (220 kW)			585 200 080 <b>F18</b>	580 406 074 <b>F17</b>			110
<b>7 (E38)</b>	10/94 - 11/01						
728 i,jL (142 kW) / 730 i,jL (155 kW) / 735 i,jL (173 kW) / 740 i,jL (210 kW) / 750 i,jL (240 kW) / 725 tds (105 kW) *	07/98-07/98-07/98-	595 901 085 <b>G14</b>	600 402 083 <b>H3</b>	595 402 080 <b>G3</b>	590 122 072 <b>F6</b>		017 019AGM 019
730 i,jL (160 kW) / 740 i,jL (210 kW) / 730 d (135/142 kW) / 740 d (180 kW) *		595 901 085 <b>G14</b>	600 402 083 <b>H3</b>	595 402 080 <b>G3</b>	590 122 072 <b>F6</b>		017 019AGM 019
<b>7 (E65, E66)</b>	11/01 →						
730 i,Li (170 kW) / 735 i,Li (200 kW) / 735i (225 kW) / 740 i,Li (225 kW) / 745 i,Li (245 kW) / 750 i,Li (270 kW) / 760 i,Li (327 kW) / 730 d (160 kW) / 730 Ld (170 kW) / 740 d (190 kW) / 745 d (220/242 kW)		595 901 085 <b>G14</b>					019AGM
<b>8 (E31)</b>	04/90 - 12/99						
840 i (210 kW) / 840 Ci (210 kW) / 850 i,Ci (220 kW) / 850 Ci (240 kW) / 850 CSi (280 kW)			574 402 075 <b>E38</b>	572 409 068 <b>E43</b>	570 144 064 <b>E9</b>		100
<b>M1</b>	05/79 - 05/83						
3.5 (204 kW)			563 400 061 <b>D15</b>	560 408 054 <b>D24</b>	556 400 048 <b>C14</b>		027
<b>X1 (E84)</b>	10/09 →						
sDrive18d (105 kW) / xDrive18d (105 kW) / sDrive20d (130 kW) / xDrive20d (130 kW) / xDrive23d (150 kW)		580 901 080  <b>F21</b>					115AGM
<b>X3 (E83)</b>	01/04 →						
2.0 i (110 kW) *		570 901 076 <b>E39</b>	563 400 061 <b>D15</b> 577 400 078 <b>E44</b>	560 408 054 <b>D24</b> 574 012 068 <b>E11</b>			027 096AGM 096
xDrive20i (110 kW) / xDrive25i (160 kW) / xDrive30i (200 kW)		570 901 076  <b>E39</b>					096AGM


FORD  
VW  
  
\*




Adapter/Adattatore/Adaptateur/Adaptador/Адаптер  
Adapter/Adattatore/Adaptateur/Adaptador/Адаптер  
For cars with Start/Stop (Must replace AGM with AGM, EFB with EFB)  
Please check as 2 different size batteries can be fitted depending on electrical options

  
BY JOHNSON CONTROLS



 		<b>Start Stop Plus / Start Stop</b> ... B51 2 / B60 2	<b>SILVER dynamic</b> ... 316 2	<b>BLUE dynamic</b> ... 313 2	<b>BLACK dynamic</b> ... 312 2		<b>UK</b>
<b>BMW</b>							
<b>X3 (E83)</b>	01/04 →						
2.5 i (141 kW) / 2.5 si (160 kW) / 3.0 i (170 kW) / 3.0 si (200 kW) / 2.0 d (110 kW) *		595 901 085 <b>G14</b>	600 402 083 <b>H3</b> 585 200 080 <b>F18</b>	595 402 080 <b>G3</b> 580 406 074 <b>F17</b>			019AGM 019 110
<b>xDrive18d</b> (105 kW) / <b>xDrive20d</b> (130 kW)		580 901 080  <b>F21</b>					115AGM
2.0 d (130 kW) *		595 901 085 <b>G14</b>	600 402 083 <b>H3</b>	595 402 080 <b>G3</b>			019AGM 019
3.0 d (150 kW) / 3.0 sd (210 kW) *		595 901 085 <b>G14</b>	600 402 083 <b>H3</b>	595 402 080 <b>G3</b>			019AGM 019
<b>xDrive30d</b> (160 kW) / <b>xDrive35d</b> (210 kW)		595 901 085  <b>G14</b>					019AGM
<b>X5 (E53)</b>							
3.0 i (163 kW) *	05/00 →						
		595 901 085 <b>G14</b>	600 402 083 <b>H3</b> 585 200 080 <b>F18</b>	595 402 080 <b>G3</b> 580 406 074 <b>F17</b>			019AGM 019 110
3.0 i (170 kW) *		595 901 085 <b>G14</b>	600 402 083 <b>H3</b>	580 406 074 <b>F17</b>			019AGM 019 110
4.4 i (210 kW) / 4.6 is (255 kW) / 4.8 is (265 kW) / 3.0 d (135/160 kW) *		595 901 085 <b>G14</b>	600 402 083 <b>H3</b>	595 402 080 <b>G3</b>			019AGM 019
<b>X5 (E70)</b>							
3.0 si (200 kW) / 4.8 i (261 kW) *	02/07 →						
		595 901 085 <b>G14</b>	600 402 083 <b>H3</b> 585 200 080 <b>F18</b>	595 402 080 <b>G3</b> 580 406 074 <b>F17</b>			019AGM 019 110
3.0 d (173 kW) *		595 901 085 <b>G14</b>	600 402 083 <b>H3</b> 585 200 080 <b>F18</b>	595 402 080 <b>G3</b> 580 406 074 <b>F17</b>			019AGM 019 110
<b>Z1</b>							
2.5 (125 kW) *	06/88 - 06/91		561 400 060 <b>D21</b>	560 409 054 <b>D59</b>	553 400 047 <b>C10</b>		075 065
<b>Z3</b>							
1.8 (85 kW) / 1.9 (85 kW) / 2.0 (110 kW) / 2.2 (125 kW) / 2.8 (141 kW) / 3.0 (170 kW) / M 3.2 (236/239 kW) / 3.2 M (252 kW) *	10/95 - 01/03	570 901 076 <b>E39</b>	577 400 078 <b>E44</b>	574 012 068 <b>E11</b>	570 409 064 <b>E13</b>		096AGM 096
<b>Z3 Coupe</b>							
2.8 (141 kW) / 3.0 (170 kW) / M 3.2 (236/239 kW) / M (252 kW) *	04/97 - 06/03	570 901 076 <b>E39</b>	577 400 078 <b>E44</b>	574 012 068 <b>E11</b>	570 409 064 <b>E13</b>		096AGM 096
<b>Z4 (E85)</b>							
2.0 i (110 kW) / 2.2 i (125 kW) / 2.5 i (130/141 kW) / 2.5 si (160 kW) / 3.0 i (170 kW) / 3.0 si (195 kW) / 3.2 M (252 kW) *	02/03 →	570 901 076 <b>E39</b>		560 408 054 <b>D24</b>			027 096AGM 096
3.0 i (170 kW) / 3.0 si (195 kW) / 3.2 M (252 kW) *			577 400 078 <b>E44</b>	574 012 068 <b>E11</b>			
<b>Z4 Coupe</b>							
3.0 si (195 kW) / 3.2 M (252 kW)	03/06 →		563 400 061 <b>D15</b>	560 408 054 <b>D24</b>			027
<b>Z8</b>							
4.9 (294 kW) *	06/00 - 06/03	595 901 085 <b>G14</b>	600 402 083 <b>H3</b>	595 402 080 <b>G3</b>			019AGM 019
<b>BUICK</b>							
<b>LE SABRE</b>							
3.8 (153 kW)	01/99 →			570 413 063 <b>E24</b>			069
<b>PARK AVENUE</b>							
3.8 (127 kW)	10/90 - 10/96			570 413 063 <b>E24</b>			069
<b>PARK AVENUE</b>							
3.8 Supercharged (179 kW)	10/96 →			570 413 063 <b>E24</b>			069
<b>SKYLARK (N)</b>							
2.8 (86 kW) / 3.3 V6 (119 kW)	04/79 - 09/95			570 413 063 <b>E24</b>			069
<b>CADILLAC</b>							
<b>BLS</b>							
2.0 T (129 kW) / 2.8 T (188 kW) / 1.9 D (110 kW) *	04/06 →	570 901 076 <b>E39</b>	577 400 078 <b>E44</b>	574 012 068 <b>E11</b>			096AGM 096

FORD  
VW  
  
\*  
Adapter/Adattatore/Adaptateur/Adaptador/Адаптер  
Adapter/Adattatore/Adaptateur/Adaptador/Адаптер  
For cars with Start/Stop (Must replace AGM with AGM, EFB with EFB)  
Please check as 2 different size batteries can be fitted depending on electrical options





 		Start Stop Plus / Start Stop ... B51 2 / B60 2	SILVER <i>dynamic</i> ... 316 2	BLUE <i>dynamic</i> ... 313 2	BLACK <i>dynamic</i> ... 312 2		UK
<b>CADILLAC</b>							
<b>BLS</b>	04/06 →						
2.0 T (154 kW) *		570 901 076 E39	577 400 078 E44	574 012 068 E11			096AGM 096
<b>ESCALADE</b>	10/98 →						
5.8 (190 kW)			577 400 078 E44	574 012 068 E11	570 409 064 E13		096
<b>XLR</b>	03/04 →						
4.6 (240 kW)			561 400 060 D21	560 409 054 D59			075
<b>CHEVROLET</b>							
<b>AVEO Hatchback</b>	04/08 →						
1.2 (62 kW) / 1.4 (74 kW)				560 411 054 D48			014
<b>CAPTIVA</b>	06/06 →						
2.4 (100 kW) / 2.4 4WD (100 kW)			563 401 061 D39	560 127 054 D43			077
3.2 4WD (169 kW)				574 013 068 E12			086
<b>EPICA (KL1_)</b>	01/05 →						
2.0 (94 kW)				570 413 063 E24			069
2.0 (98 kW)				570 413 063 E24			069
<b>EVANDA</b>	03/05 →						
2.0 (96 kW)				560 411 054 D48			014
<b>KALOS</b>	03/05 →						
1.4 (61 kW) / 1.4 16V (69 kW)				560 411 054 D48			014
<b>KALOS Saloon</b>	03/05 →						
1.4 16V (69 kW)				560 411 054 D48			014
<b>LACETTI</b>	03/05 →						
1.4 16V (70 kW) / 1.6 (80 kW) / 1.8 (89/90 kW)			563 401 061 D39	560 127 054 D43			077
2.0 D (89 kW)			563 401 061 D39	560 127 054 D43			077
<b>MATIZ</b>	03/05 →						
0.8 (38 kW)				540 126 033 A14			054
1.0 (49 kW)				540 127 033 A15			055
<b>NUBIRA Saloon</b>	01/05 →						
1.4 (69 kW) / 1.5 (78 kW) / 1.6 (80 kW) / 1.8 (90 kW) / 2.0 (88 kW)				560 411 054 D48			014
<b>NUBIRA Estate</b>	01/05 →						
1.5 (78 kW) / 1.6 (80 kW) / 1.8 (89/90 kW) / 2.0 (88 kW)				560 411 054 D48			014
<b>REZZO</b>	03/05 →						
1.6 (77 kW) / 2.0 (89/90 kW)				570 413 063 E24			069
<b>CHRYSLER</b>							
<b>CROSSFIRE</b>	07/03 →						
3.2 (160 kW) / SRT-6 (246 kW)			577 400 078 E44	574 012 068 E11			096
<b>CROSSFIRE Roadster</b>	05/04 →						
3.2 (160 kW) / SRT-6 (246 kW)			577 400 078 E44	574 012 068 E11			096
<b>NEON (PL)</b>	05/94 - 02/00						
2.0 16V (98 kW)				570 412 063 E23			068
<b>NEON II</b>	08/99 →						
1.6 (85 kW)				570 412 063 E23			068
2.0 16V (98 kW)				574 013 068 E12			086
<b>PT CRUISER (PT_)</b>	06/00 →						
1.6 (85 kW) / 2.0 (100/104 kW) / 2.4 (105/110 kW) / GT 2.4 (164 kW)			561 400 060 D21	560 409 054 D59			075
2.2 CRD (89 kW) *		570 901 076 E39	577 400 078 E44	574 012 068 E11			096AGM 096
<b>PT CRUISER Convertible</b>	03/04 →						
2.4 (105 kW) / 2.4 GT (164 kW)			561 400 060 D21	560 409 054 D59			075
<b>SEBRING (JR)</b>	04/01 →						
2.0 (104 kW)			563 401 061 D39	560 127 054 D43			077
<b>SEBRING Convertible (JR)</b>	04/01 →						
2.0 (104 kW)			563 401 061 D39	560 127 054 D43			077

FORD  
VW  
▲  
\*

Adapter/Adattatore/Adaptateur/Adaptador/Адаптер  
Adapter/Adattatore/Adaptateur/Adaptador/Адаптер  
For cars with Start/Stop (Must replace AGM with AGM, EFB with EFB)  
Please check as 2 different size batteries can be fitted depending on electrical options




**VARTA**  
BY JOHNSON CONTROLS

# CHRYSLER > CITROËN

 		<b>Start Stop Plus / Start Stop</b> ... B51 2 / B60 2	<b>SILVER dynamic</b> ... 316 2	<b>BLUE dynamic</b> ... 313 2	<b>BLACK dynamic</b> ... 312 2		<b>UK</b>	
<b>CHRYSLER</b>								
<b>STRATUS (JA)</b>	12/95 - 04/01							
2.0 LE (96 kW) / 2.0 16V (98 kW) / 2.4 16 V (103 kW) / 2.4 16V (112 kW) / 2.5 LX V6 (120 kW) / 2.5 V6 (125 kW)				574 013 068	E12		086	
<b>STRATUS Convertible (JX)</b>	04/96 - 04/01							
2.0 LE (96 kW) / 2.5 LX (120 kW)				574 013 068	E12		086	
<b>VIPER</b>	08/92 →							
8.0 (282 kW)				574 013 068	E12		086	
<b>VIPER Convertible</b>	10/91 →							
8.0 (282 kW)				574 013 068	E12		086	
<b>VOYAGER I (ES)</b>	08/84 - 09/95							
2.5 i (72 kW) / 3.0 i (108 kW) / 3.3 i (110/120 kW) / 3.3 i AWD (120 kW)				574 013 068	E12		086	
2.5 TD (87 kW) *		595 901 085	G14			590 122 072	F6	
			600 402 083	H3	595 402 080	G3	017 019AGM 019	
<b>VOYAGER II (GS)</b>	01/95 - 03/01							
2.0 i (98 kW) / 2.4 i (111 kW) / 2.4 AWD (111 kW) / 3.0 (112 kW) / 3.3 i (116 kW) / 3.8 i AWD (122/131 kW) / 2.5 TD (85 kW) / 2.5 TDiC AWD (85 kW)				574 013 068	E12		086	
<b>VOYAGER III</b>	02/00 →							
2.4 (108 kW) / 3.3 (128 kW) / 3.3 AWD (128 kW) / 3.3 Flex-Fuel (128 kW) / 3.8 (160 kW) / 3.8 AWD (160 kW) / 2.5 CRD (105 kW) / 2.8 CRD (110 kW)				574 013 068	E12		086	
2.5 CRD (88 kW)			585 200 080	F18	580 406 074	F17	110	
<b>300 C</b>	09/04 →							
2.7 (142 kW)						588 403 074	F5	
3.5 (183 kW) / 5.7 (250 kW) / 6.1 SRT8 (317 kW)			585 200 080	F18	580 406 074	F17	110	
3.0 CRD (160 kW)			600 402 083	H3	595 402 080	G3	019	
<b>300 C Touring</b>	09/04 →							
2.7 (142 kW)						588 403 074	F5	
3.5 (183 kW) / 3.5 AWD (183 kW) / 5.7 (250 kW) / 5.7 AWD (250 kW) / 6.1 SRT8 (317 kW)			585 200 080	F18	580 406 074	F17	110	
3.0 CRD (160 kW)			600 402 083	H3	595 402 080	G3	019	
<b>300 M (LR)</b>	07/98 - 09/04							
2.7 V6 24V (149 kW) / 3.5 V6 24V (185/187 kW)			563 401 061	D39	560 127 054	D43	077	
<b>CITROËN</b>								
<b>AX (ZA-_)</b>	07/86 - 12/98							
10 E (30 kW) / 10 (32/33/37 kW) / 11 (40/44 kW) / 11 CAT (40 kW) / 11 4x4 (40 kW) / 1.3 Sport (70 kW) / 14 (44/49/55/62 kW) / 1.4 Allure (48 kW) / 1.4 4x4 (48/62 kW) / 1.4 4x4 (55 kW) / 1.4 GTi (66/69/74 kW) / 1.4 D 4x4 (39 kW)			554 400 053	C30	552 400 047	C22	545 412 040	B19
14 D (37 kW) / 15 D (40/43 kW)			563 400 061	D15	560 408 054	D24	556 400 048	C14
14 D (38 kW)			563 400 061	D15	560 408 054	D24		027
<b>BERLINGO (MF)</b>	07/96 →							
1.1 i (44 kW) / 1.4 bivalent (48/53 kW) / 1.4 (53/54 kW) / 1.4 i (55 kW) / 1.4 i bivalent (55 kW) / 1.6 16V (80 kW) / 1.6 (81 kW) / 1.8 i (66 kW) / 1.8 i 4WD (66 kW)			563 400 061	D15	560 408 054	D24	556 400 048	C14
1.6 HDi 75 (55 kW) / 1.6 HDi 90 (66 kW) / 1.6 HDi 110 (80 kW) / 1.8 D (43 kW) / 1.9 D (51/50/51 kW) / 1.9 D 4WD (51 kW) / 2.0 HDi 90 (66 kW) / 2.0 HDi (66 kW) / 2.0 HDi 4x4 (66 kW) *		570 901 076	E39	577 400 078	E44	574 012 068	E11	096AGM 096
1.8 D (44 kW) *			563 400 061	D15	560 408 054	D24	556 400 048 570 409 064	C14 E13

FORD  
VW  
△  
\*

Adapter/Adattatore/Adaptateur/Adaptador/Адаптер  
Adapter/Adattatore/Adaptateur/Adaptador/Адаптер  
For cars with Start/Stop (Must replace AGM with AGM, EFB with EFB)  
Please check as 2 different size batteries can be fitted depending on electrical options

		<b>Start Stop Plus / Start Stop</b> ... B51 2 / B60 2	<b>SILVER dynamic</b> ... 316 2	<b>BLUE dynamic</b> ... 313 2	<b>BLACK dynamic</b> ... 312 2		<b>UK</b>
---	---	--	------------------------------------	----------------------------------	-----------------------------------	---	-----------

CITROËN							
<b>BERLINGO Box (M_)</b>	07/96 →						
1.1 i (44 kW) / 1.4 (48 kW) / 1.4 bivalent (48 kW) / 1.4 i (55 kW) / 1.4 i bivalent (55 kW) / 1.6 16V (80 kW) / 1.8 i (66 kW)			563 400 061 D15	560 408 054 D24	556 400 048 C14		027
1.6 HDi 75 (55 kW) / 1.6 HDi 90 (66 kW) / 1.8 D (43 kW) / 1.9 D 70 (51 kW) / 1.9 D 70 4WD (51 kW) / 1.9 D (51 kW) / 2.0 HDi 90 (66 kW) / 2.0 HDi 90 4WD (66 kW) *		570 901 076 E39	577 400 078 E44	574 012 068 E11			096AGM 096
<b>BERLINGO</b>	04/08 →						
1.6 (66 kW)			563 400 061 D15	560 408 054 D24			027
1.6 HDi 75 (55 kW) / 1.6 HDi 90 (66 kW) / 1.6 HDi 110 (80 kW)			577 400 078 E44	574 012 068 E11			096
<b>BERLINGO Box</b>	04/08 →						
1.6 (66 kW)			563 400 061 D15	560 408 054 D24			027
1.6 HDi 75 (55 kW) / 1.6 HDi 90 (66 kW) / 1.6 HDi 110 (80 kW)			577 400 078 E44	574 012 068 E11			096
<b>BX (XB-)</b>	10/82 - 06/94						
11 (40 kW) / 14 E (45/49/52/53/59 kW) / 14 (47/55 kW) / 15 (59 kW) / 16 (53/55/58/64/66/68/76 kW) / 16 E (65 kW) / 1.6 (85 kW)			554 400 053 C30	552 400 047 C22	545 412 040 B19		012
19 (70 kW) / 19 E (80 kW) / 19 E 4x4 (80 kW) / 19 GTi (88/90 kW) / 19 GTi 4x4 (88 kW) / 1.9 All-wheel Drive (92 kW) / 19 GTi 16V (108/116 kW) / 1.9 GTi (117 kW)			563 400 061 D15	560 408 054 D24	556 400 048 C14		027
1.8 D (44 kW) / TRD Turbo (66 kW) / 1.9 D (47/51 kW) / 1.9 RD 4x4 (52 kW) *		570 901 076 E39	577 400 078 E44	574 012 068 E11	570 409 064 E13		096AGM 096
<b>BX Break (XB-)</b>	04/83 - 12/94						
1.4 (44 kW) / 14 (47/53/55 kW) / 16 (53/55/64/65/66/76 kW) / 15 (59 kW)			554 400 053 C30	552 400 047 C22	545 412 040 B19		012
19 (70 kW) / 1.6 (85 kW) / 19 CAT (75 kW) / 19 4x4 (80 kW) / 1.9 Tzi (92 kW) / 1.9 GTi 4x4 (92 kW)			563 400 061 D15	560 408 054 D24	556 400 048 C14		027
18 D (44 kW) / 19 D (47/51 kW) / TRD Turbo (66 kW) / 1.9 DT TXD (66 kW) / 1.9 D (52 kW) *		570 901 076 E39	577 400 078 E44	574 012 068 E11	570 409 064 E13		096AGM 096
<b>C-CROSSER (EP_)</b>	02/07 →						
2.4 16V (125 kW) *		570 901 076 E39	577 400 078 E44	574 012 068 E11			096AGM 096
2.2 HDi (115 kW)				595 404 083 G7			335
<b>CX I (MA)</b>	09/74 - 08/85						
2000 (78 kW) / 2200 (85 kW) / 2400 (85/88 kW) / 2400 GTi (94/96 kW) / 25 TRi (100 kW) / 25 GTi Turbo 2 (122 kW)			563 400 061 D15	560 408 054 D24	556 400 048 C14		027
2500 D (55 kW) / 25 D Turbo (70 kW) *		570 901 076 E39	577 400 078 E44	574 012 068 E11	570 409 064 E13		096AGM 096
<b>CX I Break (MA)</b>	09/75 - 08/85						
2000 (78 kW) / 2200 (85 kW) / 2400 (88 kW) / 2400 GTi (94 kW) / 25 TRI (100 kW)			563 400 061 D15	560 408 054 D24	556 400 048 C14		027
2500 D (55 kW) / 2500 D Turbo (70 kW) *		570 901 076 E39	577 400 078 E44	574 012 068 E11	570 409 064 E13		096AGM 096
<b>CX II</b>	07/85 - 12/92						
20 RE (78 kW) / 22 TRS (83/85 kW) / 25 GTi (89 kW) / 25 TRi (100 kW) / 25 GTi Turbo 2 (115/122 kW)			563 400 061 D15	560 408 054 D24	556 400 048 C14		027
25 D (54 kW) / 25 D Turbo (70/88 kW) *		570 901 076 E39	577 400 078 E44	574 012 068 E11	570 409 064 E13		096AGM 096
<b>CX II Break</b>	07/85 - 12/92						
20 (78 kW) / 22 TRS (83 kW) / 22TRS (85 kW) / 25 i (89 kW) / 25 TRI (100 kW)			563 400 061 D15	560 408 054 D24	556 400 048 C14		027
25 D (54 kW) / 2500 D Turbo (70 kW) / 25 D Turbo 2 (88 kW) *		570 901 076 E39	577 400 078 E44	574 012 068 E11	570 409 064 E13		096AGM 096

FORD




VW

▲




\*

Adapter/Adattatore/Adaptateur/Adaptador/Адаптер  
 Adapter/Adattatore/Adaptateur/Adaptador/Адаптер  
 For cars with Start/Stop (Must replace AGM with AGM, EFB with EFB)  
 Please check as 2 different size batteries can be fitted depending on electrical options

**VARTA**  
 BY JOHNSON CONTROLS

		<b>Start Stop Plus / Start Stop</b> ... B51 2 / B60 2	<b>SILVER dynamic</b> ... 316 2	<b>BLUE dynamic</b> ... 313 2	<b>BLACK dynamic</b> ... 312 2		<b>UK</b>
<b>CITROËN</b>							
<b>C15 (VD_)</b>	10/84 - 12/05						
1.0 (33 kW) / 1.0 E (37 kW) / 1.1 (40/35/40 kW) / 1.1 i (44 kW) / 1.3 (47 kW) / 1.4 E (40/44 kW) / 1.4 (49 kW) / 1.4 i (55 kW)			554 400 053 <b>C30</b>	552 400 047 <b>C22</b>	545 412 040 <b>B19</b>		012
1.8 D (44 kW) / 1.9 D (44 kW) *			563 400 061 <b>D15</b>	552 400 047 <b>C22</b>			027 012
<b>C1 (PM_, PN_)</b>	06/05 →						
1.0 (50 kW)				542 400 039 <b>B35</b>			202
1.4 HDi (40 kW)			554 400 053 <b>C30</b>	552 400 047 <b>C22</b>			012
<b>C2 (JM_)</b>	09/03 →						
1.1 (44 kW) / 1.4 (54 kW) / 1.4 16V (65 kW) / 1.6 (80 kW) / 1.6 VTS (90 kW) *			554 400 053 <b>C30</b>	542 400 039 <b>B35</b>			202 012
1.4 HDi (50 kW) / 1.6 HDi (80 kW)			563 400 061 <b>D15</b>	560 408 054 <b>D24</b>			027
<b>C3 (FC_)</b>	02/02 →						
1.1 i (44 kW) / 1.4 i Bivalent (54 kW) / 1.4 16V (65 kW) *			554 400 053 <b>C30</b>	542 400 039 <b>B35</b>			202 012
1.4 i (54 kW)			554 400 053 <b>C30</b>	552 400 047 <b>C22</b>			012
1.6 16V (80 kW)			554 400 053 <b>C30</b>	552 400 047 <b>C22</b>			012
1.4 HDi (50 kW) / 1.4 16V HDi (66 kW) / 1.6 16V HDi (66/80 kW)			563 400 061 <b>D15</b>	560 408 054 <b>D24</b>			027
<b>C3 Pluriel (HB_)</b>	05/03 →						
1.4 (54 kW) / 1.4 Hybrid (54 kW) *			554 400 053 <b>C30</b>	542 400 039 <b>B35</b>			202 012
1.6 (80 kW)			554 400 053 <b>C30</b>	552 400 047 <b>C22</b>			012
1.4 HDi (50 kW)			563 400 061 <b>D15</b>	560 408 054 <b>D24</b>			027
<b>C4 (LC_)</b>	11/04 →						
1.4 16V (65 kW) / 1.6 16V (80 kW) / 1.6 16V Bio-Flex (80 kW) / 1.6 VTi 120 (88 kW) *			554 400 053 <b>C30</b>	542 400 039 <b>B35</b>			202 012
1.6 THP 140 (103 kW) / 1.6 THP 150 (110 kW) / 2.0 16V (100/103 kW) / 1.6 HDi (66/80 kW) / 2.0 HDi (100 kW)			563 400 061 <b>D15</b>	560 408 054 <b>D24</b>			027
<b>C4 Coupe (LA_)</b>	11/04 →						
1.4 16V (65 kW) / 1.6 16V (80 kW) / 1.6 VTi 120 (88 kW) *			554 400 053 <b>C30</b>	542 400 039 <b>B35</b>			202 012
1.6 THP 150 (110 kW) / 2.0 16V (100/130 kW) / 1.6 HDi (66/80 kW) / 2.0 HDi (100 kW)			563 400 061 <b>D15</b>	552 400 047 <b>C22</b>	560 408 054 <b>D24</b>		027
<b>C4 Picasso (UD_)</b>	02/07 →						
1.6 VTi 120 (88 kW) / 1.6 THP 140 (103 kW) / 1.8 i 16V (92 kW) / 2.0 i 16V (103 kW)			563 400 061 <b>D15</b>	560 408 054 <b>D24</b>			027
1.6 HDi (80 kW)			577 400 078 <b>E44</b>	574 012 068 <b>E11</b>			096
2.0 HDi (100 kW)			577 400 078 <b>E44</b>	574 012 068 <b>E11</b>			096
<b>C4 Grand Picasso (UA_)</b>	10/06 →						
1.6 16V (88 kW) / 1.8 i 16V (92 kW) / 2.0 i 16V (103 kW) / 1.6 HDi (80 kW) / 2.0 HDi (100 kW)			563 400 061 <b>D15</b>	560 408 054 <b>D24</b>			027
<b>C5 (DC_)</b>	03/01 - 08/04						
1.8 16V (85 kW) / 2.0 16V (100 kW)			563 400 061 <b>D15</b>	560 408 054 <b>D24</b>			027
2.0 16V HPi (103 kW) / 3.0 V6 (152 kW) / 2.0 HDi (66/79/80 kW) / 2.2 HDi (98 kW) *		570 901 076 <b>E39</b>	577 400 078 <b>E44</b>	574 012 068 <b>E11</b>			096AGM 096
<b>C5 Break (DE_)</b>	06/01 - 08/04						
1.8 16V (85 kW) / 2.0 16V (100 kW)			563 400 061 <b>D15</b>	560 408 054 <b>D24</b>			027
2.0 16V HPi (103 kW) / 3.0 V6 (152 kW) / 3.0 Carlsson (173 kW) / 2.0 HDi (66/79/80 kW) / 2.2 HDi (98 kW) *		570 901 076 <b>E39</b>	577 400 078 <b>E44</b>	574 012 068 <b>E11</b>			096AGM 096
<b>C5 (RC_)</b>	08/04 →						
1.8 16V (85 kW) / 2.0 16V (103 kW)			563 400 061 <b>D15</b>	560 408 054 <b>D24</b>			027
3.0 V6 (152 kW) / 1.6 HDi (80 kW) / 2.0 HDi (100 kW) / 2.2 HDi (125/98 kW) *		570 901 076 <b>E39</b>	577 400 078 <b>E44</b>	574 012 068 <b>E11</b>			096AGM 096
3.0 Carlsson HP (173 kW)			577 400 078 <b>E44</b>	574 012 068 <b>E11</b>			096
<b>C5 Break (RE_)</b>	09/04 →						
1.8 16V (85 kW) / 2.0 16V (103 kW)			563 400 061 <b>D15</b>	560 408 054 <b>D24</b>			027




FORD  
VW  
\* Adapter/Adattatore/Adaptateur/Adaptador/Адаптер  
Adapter/Adattatore/Adaptateur/Adaptador/Адаптер  
For cars with Start/Stop (Must replace AGM with AGM, EFB with EFB)  
Please check as 2 different size batteries can be fitted depending on electrical options




		<b>Start Stop Plus / Start Stop</b> ... B51 2 / B60 2	<b>SILVER dynamic</b> ... 316 2	<b>BLUE dynamic</b> ... 313 2	<b>BLACK dynamic</b> ... 312 2		<b>UK</b>
<b>CITROËN</b>							
<b>C5 Break (RE_)</b>	09/04 →						
3.0 V6 (152 kW) / 3.0 (173 kW) / 1.6 HDi (80 kW) / 2.0 HDi (100 kW) / 2.2 HDi (125/98 kW) *		570 901 076 <b>E39</b>	577 400 078 <b>E44</b>	574 012 068 <b>E11</b>			096AGM 096
<b>C5 (RD_)</b>	02/08 →						
1.6 16V (115 kW) / 2.0 16V BioFlex (103 kW)			563 400 061 <b>D15</b>	560 408 054 <b>D24</b>			027
1.8 16V (92 kW) / 2.0 16V (103 kW)			563 400 061 <b>D15</b>	560 408 054 <b>D24</b>			027
3.0 (152 kW) / 3.0 V6 (155 kW) *			563 401 061 <b>D39</b> 577 400 078 <b>E44</b>	560 408 054 <b>D24</b>			027 077 096
1.6 HDi (80 kW) / 2.0 HDi (100 kW) / 2.2 HDi (125 kW) / 2.7 HDi (150 kW) *		570 901 076 <b>E39</b>	577 400 078 <b>E44</b>	574 012 068 <b>E11</b>			096AGM 096
2.0 HDi (103 kW) / 3.0 HDi (177 kW) *		570 901 076 <b>E39</b>	577 400 078 <b>E44</b>	574 012 068 <b>E11</b>			096AGM 096
<b>C5 Break (TD_)</b>	02/08 →						
1.6 16V (115 kW) / 2.0 16V BioFlex (103 kW)			563 400 061 <b>D15</b>	560 408 054 <b>D24</b>			027
1.8 16V (92 kW) / 2.0 16V (103 kW)			563 400 061 <b>D15</b>	560 408 054 <b>D24</b>			027
3.0 (152 kW) / 3.0 V6 (155 kW) *			563 401 061 <b>D39</b> 577 400 078 <b>E44</b>	560 408 054 <b>D24</b> 574 012 068 <b>E11</b>			027 077 096
1.6 HDi (80 kW) / 2.0 HDi (100 kW) / 2.2 HDi (125 kW) / 2.7 HDi (150 kW) *		570 901 076 <b>E39</b>	577 400 078 <b>E44</b>	574 012 068 <b>E11</b>			096AGM 096
2.0 HDi (103 kW) / 3.0 HDi (177 kW) *		570 901 076 <b>E39</b>	577 400 078 <b>E44</b>	574 012 068 <b>E11</b>			096AGM 096
<b>C6 (TD_)</b>	09/05 →						
3.0 V6 (155 kW) / 2.2 HDi (125 kW) / 2.7 HDi (150 kW)			574 402 075 <b>E38</b>	572 409 068 <b>E43</b>			100
3.0 HDi (177 kW) *		570 901 076 <b>E39</b>	577 400 078 <b>E44</b>	574 012 068 <b>E11</b>			096AGM 096
<b>C8 (EA_, EB_)</b>	07/02 →						
2.0 (100 kW) / 2.0 16V (103 kW) / 2.2 (116 kW) / 3.0 V6 (150 kW) / 2.0 HDi (79/88/100 kW) / 2.2 HDi (94/125 kW) *		570 901 076 <b>E39</b>	577 400 078 <b>E44</b>	574 012 068 <b>E11</b>			096AGM 096
<b>EVASION (22, U6)</b>	06/94 - 07/02						
1.8 (73 kW) / 2.0 (89 kW) / 2.0 16V (97/100 kW) / 2.0 Turbo C.T. (108 kW)			563 400 061 <b>D15</b>	560 408 054 <b>D24</b>	556 400 048 <b>C14</b>		027
1.8 (76 kW)			563 400 061 <b>D15</b>	560 408 054 <b>D24</b>	556 400 048 <b>C14</b>		027
1.9 TD (68 kW) / 2.0 HDi (80 kW) / 2.0 TD (68 kW) / 2.1 TD (80 kW) *		570 901 076 <b>E39</b>	577 400 078 <b>E44</b>	574 012 068 <b>E11</b>	570 409 064 <b>E13</b>		096AGM 096
2.0 HDi 16V (80 kW) *		570 901 076 <b>E39</b>	577 400 078 <b>E44</b>	574 012 068 <b>E11</b>	570 409 064 <b>E13</b>		096AGM 096
<b>JUMPY (U6U)</b>	06/94 →						
1.6 (58 kW) / 2.0 (100 kW) / 2.0 i 16V (102 kW)			563 400 061 <b>D15</b>	560 408 054 <b>D24</b>	556 400 048 <b>C14</b>		027
1.6 (59 kW)			563 400 061 <b>D15</b>	560 408 054 <b>D24</b>	556 400 048 <b>C14</b>		027
1.9 D (51 kW) / 1.9 D (51 kW) / 1.9 TD (66/68 kW) / 2.0 HDi 95 (69 kW) / 2.0 HDi 110 (80 kW) / 2.2 HDi (66 kW)			563 400 061 <b>D15</b>	560 408 054 <b>D24</b>			027
<b>JUMPY Box (BS_, BT_, BY_, BZ_)</b>	06/94 →						
1.6 i (58 kW) / 2.0 i 16V (102 kW)			563 400 061 <b>D15</b>	560 408 054 <b>D24</b>	556 400 048 <b>C14</b>		027
1.6 (59 kW)			563 400 061 <b>D15</b>	560 408 054 <b>D24</b>	556 400 048 <b>C14</b>		027
1.9 D (51 kW) / 1.9 D 70 (51 kW) / 1.9 DT (65 kW) / 1.9 TD (66 kW) / 2.0 HDi 95 (69 kW) / 2.0 HDi 110 (80 kW) / 2.2 HDi (66 kW)			563 400 061 <b>D15</b>	560 408 054 <b>D24</b>			027
<b>JUMPY Flatbed / Chassis (BU_, BV_, BW_, BX_)</b>	10/99 →						
2.0 (100 kW) / 1.9 TD (68 kW) / 2.0 HDi 95 (69 kW) / 2.0 HDi (80 kW)			563 400 061 <b>D15</b>	560 408 054 <b>D24</b>			027
<b>JUMPY</b>	01/07 →						
2.0 i (103 kW)			563 400 061 <b>D15</b>	560 408 054 <b>D24</b>			027
1.6 HDi 90 (66 kW) / 2.0 HDi 120 (88 kW) / 2.0 HDi 140 (100 kW) *		570 901 076 <b>E39</b>	577 400 078 <b>E44</b>	574 012 068 <b>E11</b>			096AGM 096

FORD  
VW  
▲  
\*

Adapter/Adattatore/Adaptateur/Adaptador/Адаптер  
Adapter/Adattatore/Adaptateur/Adaptador/Адаптер  
For cars with Start/Stop (Must replace AGM with AGM, EFB with EFB)  
Please check as 2 different size batteries can be fitted depending on electrical options

**VARTA**  
BY JOHNSON CONTROLS

		<b>Start Stop Plus / Start Stop</b> ... B51 2 / B60 2	<b>SILVER dynamic</b> ... 316 2	<b>BLUE dynamic</b> ... 313 2	<b>BLACK dynamic</b> ... 312 2		<b>UK</b>
<b>CITROËN</b>							
<b>JUMPY Box</b>	01/07 →						
2.0 i (103 kW)			563 400 061 <i>D15</i>	560 408 054 <i>D24</i>			027
1.6 HDi 90 (66 kW) / 2.0 HDi 120 (88 kW) / 2.0 HDi 140 (100 kW) *		570 901 076 <i>E39</i>	577 400 078 <i>E44</i>	574 012 068 <i>E11</i>			096AGM 096
<b>SAXO (S0, S1)</b>	02/96 - 04/04						
1.0 X (33 kW) / 1.1 X, SX (40/44 kW)				542 400 039 <i>B35</i>			202
1.4 VTS (55 kW) / 1.6 VTL, VTR (65 kW) / 1.6 (66/74/88 kW) / 1.6 VTS (72/87 kW) / 1.6 VTR (80 kW)			554 400 053 <i>C30</i>	552 400 047 <i>C22</i>	545 412 040 <i>B19</i>		012
1.5 D (40 kW)			563 400 061 <i>D15</i>	560 408 054 <i>D24</i>	556 400 048 <i>C14</i>		027
1.5 D (42 kW)			563 400 061 <i>D15</i>	560 408 054 <i>D24</i>			027
Electric (20 kW)			554 400 053 <i>C30</i>	552 400 047 <i>C22</i>	545 412 040 <i>B19</i>		012
<b>VISA</b>	09/78 - 03/91						
0.6 (24 kW) / 1.0 (33 kW)				542 400 039 <i>B35</i>			202
11 E (35 kW) / II Super X (47 kW) / 14 (44 kW) / 14 GT (55/58 kW) / 16 GTI (76/83 kW)			554 400 053 <i>C30</i>	552 400 047 <i>C22</i>	545 412 040 <i>B19</i>		012
17 D (44 kW)			563 400 061 <i>D15</i>	560 408 054 <i>D24</i>	556 400 048 <i>C14</i>		027
<b>VISA Convertible</b>	03/83 - 10/88						
11 RE (37 kW)			554 400 053 <i>C30</i>	552 400 047 <i>C22</i>	545 412 040 <i>B19</i>		012
<b>XANTIA (X1)</b>	03/93 - 01/98						
1.6 i (65 kW) / 1.8 i (74 kW) *			563 400 061 <i>D15</i>	560 408 054 <i>D24</i>	556 400 048 <i>C14</i>		027
				552 400 047 <i>C22</i>	545 412 040 <i>B19</i>		012
1.8 i (66 kW) *			563 400 061 <i>D15</i>				027
				552 400 047 <i>C22</i>	545 412 040 <i>B19</i>		012
1.8 i 16V (81 kW) / 2.0 i (89 kW) / 2.0 i 16V (97/110/112 kW) / 2.0 Turbo (108 kW) / 1.9 D (50 kW) / 1.9 SD (55 kW) / 1.9 Turbo D (66 kW)			563 400 061 <i>D15</i>	560 408 054 <i>D24</i>	556 400 048 <i>C14</i>		027
2.0 (95 kW)			563 400 061 <i>D15</i>	560 408 054 <i>D24</i>	556 400 048 <i>C14</i>		027
3.0 i 24V (140 kW) / 2.1 Turbo D 12V (80 kW) *		570 901 076 <i>E39</i>	577 400 078 <i>E44</i>	574 012 068 <i>E11</i>	570 409 064 <i>E13</i>		096AGM 096
1.9 D (51 kW)			563 400 061 <i>D15</i>	560 408 054 <i>D24</i>			027
<b>XANTIA Break (X1)</b>	06/95 - 01/98						
1.8 i (66 kW) *			563 400 061 <i>D15</i>				027
				552 400 047 <i>C22</i>	545 412 040 <i>B19</i>		012
1.8 i 16V (81 kW) / 2.0 i (89 kW) / 2.0 i 16V (97 kW) / 2.0 Turbo (108 kW)			563 400 061 <i>D15</i>	560 408 054 <i>D24</i>	556 400 048 <i>C14</i>		027
1.9 SD (55 kW) / 1.9 Turbo D (66 kW)			563 400 061 <i>D15</i>	560 408 054 <i>D24</i>			027
2.1 Turbo D 12V (80 kW) *		570 901 076 <i>E39</i>	577 400 078 <i>E44</i>	574 012 068 <i>E11</i>	570 409 064 <i>E13</i>		096AGM 096
<b>XANTIA (X2)</b>	01/98 - 04/03						
1.8 i (66 kW) / 1.8 i 16V (81 kW)			554 400 053 <i>C30</i>	552 400 047 <i>C22</i>	545 412 040 <i>B19</i>		012
2.0 i (89 kW) / 2.0 i 16V (97 kW) / 2.0 Turbo (108 kW) / 1.9 SD (55 kW) / 1.9 Turbo D (66 kW)			563 400 061 <i>D15</i>	560 408 054 <i>D24</i>	556 400 048 <i>C14</i>		027
3.0 V6 (140 kW) / 2.0 HDi 90 (66 kW) / 2.0 HDi 109 (80 kW) / 2.1 Turbo D 12V (80 kW) *		570 901 076 <i>E39</i>	577 400 078 <i>E44</i>	574 012 068 <i>E11</i>	570 409 064 <i>E13</i>		096AGM 096
<b>XANTIA Break (X2)</b>	01/98 - 04/03						
1.8 i (66 kW) / 1.8 i 16V (81 kW)			554 400 053 <i>C30</i>	552 400 047 <i>C22</i>	545 412 040 <i>B19</i>		012
2.0 i (89 kW) / 2.0 i 16V (97 kW) / 2.0 Turbo (108 kW) / 1.9 SD (55 kW) / 1.9 Turbo D (66 kW)			563 400 061 <i>D15</i>	560 408 054 <i>D24</i>	556 400 048 <i>C14</i>		027
3.0 V6 (140 kW) / 2.0 HDi 90 (66 kW) / 2.0 HDi 109 (80 kW) / 2.1 Turbo D 12V (80 kW) *		570 901 076 <i>E39</i>	577 400 078 <i>E44</i>	574 012 068 <i>E11</i>	570 409 064 <i>E13</i>		096AGM 096
<b>XM (Y3)</b>	05/89 - 10/94						
2.0 i (79 kW) / 2.0 (84 kW) *		570 901 076 <i>E39</i>	577 400 078 <i>E44</i>	574 012 068 <i>E11</i>	570 409 064 <i>E13</i>		096AGM 096
				560 408 054 <i>D24</i>	556 400 048 <i>C14</i>		027
2.0 i (89 kW) *		570 901 076 <i>E39</i>	577 400 078 <i>E44</i>	560 408 054 <i>D24</i>	556 400 048 <i>C14</i>		096AGM 096

		<b>Start Stop Plus / Start Stop</b> ... B51 2 / B60 2	<b>SILVER dynamic</b> ... 316 2	<b>BLUE dynamic</b> ... 313 2	<b>BLACK dynamic</b> ... 312 2		<b>UK</b>
---	---	--	------------------------------------	----------------------------------	-----------------------------------	---	-----------




CITROËN							
<b>XM (Y3)</b>	05/89 - 10/94						
2.0 (94 kW) *		570 901 076 E39	577 400 078 E44	560 408 054 D24	556 400 048 C14		027 096AGM 096
2.0 i Turbo (104 kW) / 3.0 V6 (123 kW) / 3.0 V6 24V (147 kW) / 3.0 (123/147 kW) / 2.1 D 12V (60 kW) / 2.1 TD 12V (80 kW) *		570 901 076 E39	577 400 078 E44	574 012 068 E11	570 409 064 E13		096AGM 096
<b>XM Break (Y3)</b>	05/89 - 07/94						
2.0 i (79 kW) *		570 901 076 E39	577 400 078 E44	560 408 054 D24	556 400 048 C14		027 096AGM 096
2.0 (85 kW) / 2.0 i (89 kW) / 2.0 Turbo (104 kW) *		570 901 076 E39	577 400 078 E44	560 408 054 D24	556 400 048 C14		027 096AGM 096
2.0 (94 kW) *		570 901 076 E39	577 400 078 E44	560 408 054 D24	556 400 048 C14		027 096AGM 096
3.0 V6 (123 kW) / 3.0 Pallas (147 kW) / 3.0 (123 kW) / 3.0 Pullman (147 kW) / 2.1 TD 12V (80 kW) / 2.1 D 12V (60 kW) *		570 901 076 E39	577 400 078 E44	574 012 068 E11	570 409 064 E13		096AGM 096
<b>XM (Y4)</b>	05/94 - 10/00						
2.0 i 16V (97 kW) *		570 901 076 E39	577 400 078 E44	560 408 054 D24	556 400 048 C14		027 096AGM 096
2.0 Turbo (108 kW) / 3.0 V6 (140/123 kW) / 3.0 V6 24V (147 kW) / 2.1 TD 12V (80 kW) / 2.1 D12 VSX (60 kW) / 2.5 TD (95 kW) *		570 901 076 E39	577 400 078 E44	574 012 068 E11	570 409 064 E13		096AGM 096
<b>XM Break (Y4)</b>	05/94 - 10/00						
2.0 i 16V (97 kW) *		570 901 076 E39	577 400 078 E44	560 408 054 D24	556 400 048 C14		027 096AGM 096
2.0 Turbo (108 kW) / 3.0 V6 (123/140 kW) / 2.1 D12 (60 kW) / 2.1 TD 12V (80 kW) / 2.5 TD (95 kW) *		570 901 076 E39	577 400 078 E44	574 012 068 E11	570 409 064 E13		096AGM 096
<b>XSARA (N1)</b>	04/97 - 04/05						
1.4 i (55 kW) / 1.6 i (65 kW) / 1.6 16V (80 kW) / 1.8 VTS (85 kW) / 1.8 i (66 kW) / 1.8 i Aut. (74 kW) / 1.8 i 16V (81 kW) *			563 400 061 D15	560 408 054 D24 552 400 047 C22	556 400 048 C14 545 412 040 B19		027 012
2.0 16V (97 kW) / 1.4 HDi (50 kW) / 1.5 D (42 kW) / 1.8 D (43 kW) / 1.8 TD (66 kW) / 1.9 D (51/50 kW) / 1.9 SD (55 kW) / 1.9 TD (66 kW)			563 400 061 D15	560 408 054 D24	556 400 048 C14		027
2.0 HDi 90 (66 kW) / 2.0 HDi 109 (80 kW) *		570 901 076 E39	577 400 078 E44	574 012 068 E11	570 409 064 E13		096AGM 096
<b>XSARA Break (N2)</b>	10/97 - 08/05						
1.4 i (55 kW) / 1.6 i (65 kW) / 1.6 16V (80 kW) / 1.8 i (66 kW) / 1.8 i Aut. (74 kW) / 1.8 i 16V (81 kW) *			563 400 061 D15	560 408 054 D24 552 400 047 C22	545 412 040 B19		027 012
2.0 16V (97 kW)			563 400 061 D15	560 408 054 D24	556 400 048 C14		027
1.4 HDi (50 kW) / 1.5 D (42 kW) / 1.8 D (43 kW) / 1.9 D (51/50 kW) / 1.9 TD (66 kW)			563 400 061 D15	560 408 054 D24			027
2.0 HDi 90 (66 kW) / 2.0 HDi 109 (80 kW) *		570 901 076 E39	577 400 078 E44	574 012 068 E11	570 409 064 E13		096AGM 096
<b>XSARA Coupe (N0)</b>	02/98 - 04/05						
1.4 i (55 kW) / 1.6 i (65 kW) / 1.6 16V (80 kW) / 1.8 VTS (85 kW) / 1.8 i (66/74 kW) / 1.8 i 16V (81 kW) *			563 400 061 D15	560 408 054 D24 552 400 047 C22	545 412 040 B19		027 012
2.0 16V (100 kW) / 2.0 (97 kW) / 2.0 i 16V (120 kW) / 1.4 HDi (50 kW) / 1.9 D (51/50/55 kW) / 1.9 TD (66 kW)			563 400 061 D15	560 408 054 D24			027
2.0 HDi 90 (66 kW) / 2.0 HDi 109 (80 kW) *		570 901 076 E39	577 400 078 E44	574 012 068 E11	570 409 064 E13		096AGM 096




FORD  
VW  
▲  
\*

Adapter/Adattatore/Adaptateur/Adaptador/Адаптер  
Adapter/Adattatore/Adaptateur/Adaptador/Адаптер  
For cars with Start/Stop (Must replace AGM with AGM, EFB with EFB)  
Please check as 2 different size batteries can be fitted depending on electrical options

  
BY JOHNSON CONTROLS







		<b>Start Stop Plus / Start Stop</b> ... B51 2 / B60 2	<b>SILVER dynamic</b> ... 316 2	<b>BLUE dynamic</b> ... 313 2	<b>BLACK dynamic</b> ... 312 2		<b>UK</b>
<b>CITROËN</b>							
<b>XSARA PICASSO (N68)</b>	12/99 →						
1.6 (65 kW) / 1.6 Chrono (74 kW) / 1.6 16V (80 kW) / 1.8 16V (85 kW) / 1.8 SX (76 kW) *			563 400 061 <i>D15</i>	560 408 054 <i>D24</i> 552 400 047 <i>C22</i>	556 400 048 <i>C14</i> 545 412 040 <i>B19</i>		027 012
1.6 (67 kW) *			563 400 061 <i>D15</i>	552 400 047 <i>C22</i>			027 012
2.0 16V (100 kW)			563 400 061 <i>D15</i>	560 408 054 <i>D24</i>			027
1.6 HDi (66 kW) / 2.0 HDi (66 kW) *		570 901 076 <i>E39</i>	577 400 078 <i>E44</i>	574 012 068 <i>E11</i>			096AGM 096
<b>ZX (N2)</b>	03/91 - 10/97						
1.1 (40 kW) / 1.1 (44 kW) / 1.4 (55 kW) / 1.4 i (55 kW) / 1.6 i (65 kW) / 1.6 (66 kW) / 1.8 i (74 kW) / 1.8 (76/82 kW) / 1.8 i 16V (81 kW) / 1.9 i (88 kW) / 1.9 (96 kW) / 2.0 i (89 kW) / 2.0 (90/122 kW) / 2.0 i 16V (110/112/120 kW) / 1.4 D (37 kW)			554 400 053 <i>C30</i>	552 400 047 <i>C22</i>	545 412 040 <i>B19</i>		012
1.9 (93 kW)			563 400 061 <i>D15</i>	560 408 054 <i>D24</i>			027
1.8 D (44 kW) / 1.9 D (47/50 kW) / 1.9 DT (65 kW) / 1.9 TD (66 kW)			563 400 061 <i>D15</i>	560 408 054 <i>D24</i>	556 400 048 <i>C14</i>		027
1.9 DT (68 kW) *			554 400 053 <i>C30</i>	552 400 047 <i>C22</i>	556 400 048 <i>C14</i> 545 412 040 <i>B19</i>		027 012
<b>ZX Break (N2)</b>	10/93 - 02/98						
1.4 i (55 kW) / 1.6 i (65 kW) / 1.8 i (74 kW) / 1.8 i 16V (81 kW)			554 400 053 <i>C30</i>	552 400 047 <i>C22</i>	545 412 040 <i>B19</i>		012
1.5 D (42 kW)			563 400 061 <i>D15</i>	560 408 054 <i>D24</i>			027
1.8 D (44 kW) / 1.9 D (47/50 kW) / 1.9 TD (66 kW)			563 400 061 <i>D15</i>	560 408 054 <i>D24</i>	556 400 048 <i>C14</i>		027
<b>2 CV</b>	03/63 - 07/90						
6 (18 kW) *				542 400 039 <i>B35</i> 552 400 047 <i>C22</i>	545 412 040 <i>B19</i>		202 012
6 (20 kW) *				542 400 039 <i>B35</i>	545 412 040 <i>B19</i>		202 012
<b>ACADIANE</b>	08/78 - 10/88						
6 (22 kW) *				542 400 039 <i>B35</i> 552 400 047 <i>C22</i>	545 412 040 <i>B19</i>		202 012
6 (23 kW) *				542 400 039 <i>B35</i>	545 412 040 <i>B19</i>		202 012
<b>AXEL</b>	10/81 - 03/91						
0.7 (24 kW) / 1.1 (42/45 kW)				542 400 039 <i>B35</i>			202
<b>DYANE</b>	08/67 - 10/84						
6 (24 kW) *				542 400 039 <i>B35</i> 552 400 047 <i>C22</i>	545 412 040 <i>B19</i>		202 012
<b>GS</b>	09/70 - 07/86						
A 1.3 (48 kW)			554 400 053 <i>C30</i>	552 400 047 <i>C22</i>	545 412 040 <i>B19</i>		012
<b>GS Break</b>	07/71 - 07/86						
A Spezial (42 kW) / A 1.3 (48 kW)			554 400 053 <i>C30</i>	552 400 047 <i>C22</i>	545 412 040 <i>B19</i>		012
<b>LNA</b>	11/76 - 10/86						
0.6 (24 kW) / 1.0 (33 kW) / 1.1 (37 kW)					545 077 030 <i>B23</i>		048
<b>MEHARI</b>	05/68 - 10/87						
0.6 (21 kW) / 4x4 (21 kW) *				542 400 039 <i>B35</i> 552 400 047 <i>C22</i>	545 412 040 <i>B19</i>		202 012
<b>C25 Bus (280_, 290_)</b>	07/81 - 02/94						
1.8 (50 kW) / 1.8 E (51 kW) / 2.0 E (58 kW) / 2.0 (62 kW) / 2.5 D (55 kW)			563 400 061 <i>D15</i>	560 408 054 <i>D24</i>	556 400 048 <i>C14</i>		027
1.9 D (51 kW) / 1.9 TD (60 kW) / 2.5 D (54 kW) / 2.5 D 4x4 (54 kW) / 2.5 D Turbo (70 kW) / 2.5 D Turbo 4x4 (70 kW) *		595 901 085 <i>G14</i>	600 402 083 <i>H3</i>	595 402 080 <i>G3</i>	590 122 072 <i>F6</i>		017 019AGM 019
<b>C25 Box (280_, 290_)</b>	07/81 - 03/94						
1.8 (50 kW) / 2.0 E (58 kW) / 2.0 (62 kW) / 2.0 4x4 (62 kW) / 1.9 D 1400 (51 kW) / 1.9 D 4x4 (51 kW) / 1.9 DT (60 kW) / 2.5 D (55 kW) / 2.5 D 4x4 (55 kW) / 2.5 DT (70 kW) / 2.5 DT 4x4 (70 kW)			563 400 061 <i>D15</i>	560 408 054 <i>D24</i>	556 400 048 <i>C14</i>		027

		Start Stop Plus / Start Stop ... B51 2 / B60 2	SILVER <i>dynamic</i> ... 316 2	BLUE <i>dynamic</i> ... 313 2	BLACK <i>dynamic</i> ... 312 2		UK
<b>CITROËN</b>							
<b>C25 Flatbed / Chassis (280_ , 290_ )</b>	07/81 - 03/94						
1.8 (50 kW) / 1.9 (51 kW) / 2.0 (57/62 kW) / 1.9 DT (60 kW) / 2.5 D (55 kW)			563 400 061 D15	560 408 054 D24	556 400 048 C14		027
2.5 DT (70 kW) *		595 901 085 G14			590 122 072 F6		017 019AGM 019
<b>C35 Bus</b>	11/73 - 01/94		600 402 083 H3	595 402 080 G3			
2.0 (65 kW)				570 413 063 E24			069
2.5 D (51 kW) *		595 901 085 G14	600 402 083 H3	595 402 080 G3	590 122 072 F6		017 019AGM 019
<b>C35 Box</b>	11/73 - 01/94						
2.0 (65 kW)				570 413 063 E24			069
2.5 D (51 kW) *		595 901 085 G14	600 402 083 H3	595 402 080 G3	590 122 072 F6		017 019AGM 019
<b>C35 Pickup</b>	11/73 - 01/94						
2.0 (65 kW)				570 413 063 E24			069
2.5 D (51 kW) *		595 901 085 G14	600 402 083 H3	595 402 080 G3	590 122 072 F6		017 019AGM 019
<b>HY</b>	11/69 - 08/77						
1.9 (41 kW)				570 413 063 E24			069
<b>JUMPER Bus (230P)</b>	02/94 - 04/02						
2.0 (80 kW) / 2.0 4x4 (80 kW)			563 400 061 D15	560 408 054 D24	556 400 048 C14		027
1.9 D (51 kW) / 1.9 TD (66/68 kW) / 1.9 TD 4x4 (68 kW) *		570 901 076 E39	577 400 078 E44	574 012 068 E11	570 409 064 E13		096AGM 096
2.5 D (63 kW) / 2.5 D 4x4 (63 kW) / 2.5 TD (76 kW) / 2.5 TD 4x4 (76 kW) / 2.5 TDi (79 kW) / 2.5 TDi 4x4 (79 kW) / 2.8 HDi (94 kW) / 2.8 HDi 4x4 (94 kW) *		595 901 085 G14	600 402 083 H3	595 402 080 G3	590 122 072 F6		017 019AGM 019
<b>JUMPER Box (230L)</b>	02/94 - 04/02						
2.0 (80 kW) / 2.0 4x4 (80 kW)			563 400 061 D15	560 408 054 D24	556 400 048 C14		027
1.9 D (50 kW) / 1.9 TD (66/68 kW) / 2.0 HDi (62 kW) *		570 901 076 E39	577 400 078 E44	574 012 068 E11	570 409 064 E13		096AGM 096
2.5 D (63 kW) / 2.5 D 4x4 (63 kW) / 2.5 TD (76 kW) / 2.5 DT 4x4 (76 kW) / 2.5 TDi (79 kW) / 2.5 TDi 4x4 (79 kW) / 2.8 HDi (94 kW) / 2.8 HDi 4x4 (94 kW) *		595 901 085 G14	600 402 083 H3	595 402 080 G3	590 122 072 F6		017 019AGM 019
<b>JUMPER Flatbed / Chassis (230)</b>	03/94 - 04/02						
2.0 (80 kW)			563 400 061 D15	560 408 054 D24	556 400 048 C14		027
1.9 TD (66 kW) *		570 901 076 E39	577 400 078 E44	574 012 068 E11	570 409 064 E13		096AGM 096
2.5 D (63 kW) / 2.5 D 4X4 (63 kW) / 2.5 TD (76 kW) / 2.5 TDi (79 kW) / 2.5 TDi 4X4 (79 kW) / 2.8 HDi (93/94 kW) *		595 901 085 G14	600 402 083 H3	595 402 080 G3	590 122 072 F6		017 019AGM 019
<b>JUMPER Bus (244, Z_ )</b>	04/02 →						
2.0 (81 kW) / 2.0 bivalent (81 kW) *		570 901 076 E39	577 400 078 E44	574 012 068 E11			027 096AGM 096
2.0 HDi (62 kW) / 2.2 HDi (74 kW) *		570 901 076 E39	577 400 078 E44	574 012 068 E11			096AGM 096
2.8 HDi (94 kW) *		595 901 085 G14	600 402 083 H3	595 402 080 G3			019AGM 019
<b>JUMPER Box (244)</b>	04/02 →						
2.0 (81 kW) / 2.0 bivalent (81 kW) *		570 901 076 E39	577 400 078 E44	574 012 068 E11			027 096AGM 096
2.0 HDi (62 kW) / 2.2 HDi (74 kW) *		570 901 076 E39	577 400 078 E44	574 012 068 E11			096AGM 096
2.8 HDi (94 kW) / 2.8 HDi 4x4 (94 kW) *		595 901 085 G14	600 402 083 H3	595 402 080 G3			019AGM 019




FORD  
VW  
▲  
\*

Adapter/Adattatore/Adaptateur/Adaptador/Адаптер  
Adapter/Adattatore/Adaptateur/Adaptador/Адаптер  
For cars with Start/Stop (Must replace AGM with AGM, EFB with EFB)  
Please check as 2 different size batteries can be fitted depending on electrical options

**VARTA**  
BY JOHNSON CONTROLS

 		<b>Start Stop Plus / Start Stop</b> ... B51 2 / B60 2	<b>SILVER dynamic</b> ... 316 2	<b>BLUE dynamic</b> ... 313 2	<b>BLACK dynamic</b> ... 312 2		<b>UK</b>
<b>CITROËN</b>							
<b>JUMPER Flatbed / Chassis (244)</b>	02/02 →						
2.0 HDi (62 kW) / 2.2 HDi 16V (74 kW) / 2.2 HDi (74 kW) *		570 901 076 <b>E39</b>	577 400 078 <b>E44</b>	574 012 068 <b>E11</b>			096AGM 096
2.8 HDi (94 kW) / 2.8 HDi 4x4 (94 kW) *		595 901 085 <b>G14</b>	600 402 083 <b>H3</b>	595 402 080 <b>G3</b>			019AGM 019
<b>C15 Estate</b>	04/87 - 08/00						
1.1 (44 kW)			552 401 052 <b>C6</b>	544 402 044 <b>B18</b>	541 400 036 <b>A17</b>		063
1.8 D (44 kW) *			561 400 060 <b>D21</b>	560 408 054 <b>D24</b>	560 409 054 <b>D59</b>		027 075
<b>DACIA</b>							
<b>1210</b>	06/83 - 12/94						
1.2 (36 kW)			554 400 053 <b>C30</b>	552 400 047 <b>C22</b>	545 412 040 <b>B19</b>		012
<b>1300</b>	12/72 - 05/83						
1.3 (40 kW)			554 400 053 <b>C30</b>	552 400 047 <b>C22</b>	545 412 040 <b>B19</b>		012
<b>1300 Estate</b>	12/72 - 05/83						
1.3 (40 kW)			554 400 053 <b>C30</b>	552 400 047 <b>C22</b>	545 412 040 <b>B19</b>		012
<b>1310 Saloon (U, X)</b>	05/83 →						
1.3 (40 kW) / 1.4 Classic (46 kW) / 1.4 (48 kW)			554 400 053 <b>C30</b>	552 400 047 <b>C22</b>	545 412 040 <b>B19</b>		012
<b>1310 Estate</b>	05/83 →						
1.3 (40 kW)			554 400 053 <b>C30</b>	552 400 047 <b>C22</b>	545 412 040 <b>B19</b>		012
<b>LOGAN</b>	09/04 →						
1.4 (55 kW)			554 400 053 <b>C30</b>	552 400 047 <b>C22</b>			012
1.6 (64 kW) / 1.6 16V (77 kW)			563 400 061 <b>D15</b>	560 408 054 <b>D24</b>			027
1.5 dCi (48 kW)			561 400 060 <b>D21</b>	560 409 054 <b>D59</b>			075
<b>LOGAN MCV</b>	02/07 →						
1.4 (55 kW)			554 400 053 <b>C30</b>	552 400 047 <b>C22</b>			012
1.6 (64 kW) / 1.6 16V (77 kW)			563 400 061 <b>D15</b>	560 408 054 <b>D24</b>			027
1.5 dCi (50 kW)			561 400 060 <b>D21</b>	560 409 054 <b>D59</b>			075
1.5 dCi (63 kW)			563 400 061 <b>D15</b>	560 408 054 <b>D24</b>			027
<b>SOLENZA</b>	02/03 →						
1.4 (55 kW)			554 400 053 <b>C30</b>	552 400 047 <b>C22</b>			012
1.9 D (46 kW)			563 400 061 <b>D15</b>	560 408 054 <b>D24</b>			027
<b>DAEWOO</b>							
<b>CIELO</b>	06/94 - 07/98						
1.5 (55 kW)			563 400 061 <b>D15</b>	560 408 054 <b>D24</b>	556 400 048 <b>C14</b>		027
<b>CIELO LOAD RUNNER</b>	02/96 - 08/97						
1.5 (55 kW)			563 400 061 <b>D15</b>	560 408 054 <b>D24</b>	556 400 048 <b>C14</b>		027
<b>ESPERO (KLEJ)</b>	10/91 - 09/99						
1.5 (55 kW) / 1.5 16V (65/66 kW) / 1.8 (66/70 kW) / 2.0 (74/77/81 kW)			563 400 061 <b>D15</b>	560 408 054 <b>D24</b>	556 400 048 <b>C14</b>		027
<b>EVANDA (KLAL)</b>	08/02 →						
2.0 (96 kW)				560 411 054 <b>D48</b>			014
<b>KALOS (KLAS)</b>	09/02 →						
1.2 (53 kW) / 1.4 (61 kW) / 1.4 16V (69 kW) / 1.5 (62 kW)				560 411 054 <b>D48</b>			014
<b>KORANDO (KJ)</b>	01/99 →						
2.3 (105 kW) / 3.2 4x4 (156 kW) / 2.3 TDiC 4x4 (74 kW) / 2.9 D (72 kW) / 2.9 TD (88 kW)				595 405 083 <b>G8</b>			334
<b>KORANDO Cabrio (KJ)</b>	02/99 →						
2.0 16V (94 kW) / 2.3 (105 kW) / 2.9 D (72 kW) / 2.9 TD (88 kW)				595 405 083 <b>G8</b>			334
<b>LACETTI Hatchback (KLAN)</b>	02/04 →						
1.4 (70 kW) / 1.6 (80 kW) / 1.8 (90 kW) *			563 400 061 <b>D15</b>	560 408 054 <b>D24</b>	560 127 054 <b>D43</b>		027 077
<b>LANOS (KLAT)</b>	05/97 →						
1.4 (55 kW) / 1.5 (63 kW) / 1.6 16V (78 kW) *			563 400 061 <b>D15</b>	560 408 054 <b>D24</b>	560 127 054 <b>D43</b>	556 401 048 <b>C15</b>	078 027 077

FORD Adapter/Adattatore/Adaptateur/Adaptador/Адаптер  
 VW Adapter/Adattatore/Adaptateur/Adaptador/Адаптер  
 \* For cars with Start/Stop (Must replace AGM with AGM, EFB with EFB)  
 Please check as 2 different size batteries can be fitted depending on electrical options




		<b>Start Stop Plus / Start Stop</b> ... B51 2 / B60 2	<b>SILVER dynamic</b> ... 316 2	<b>BLUE dynamic</b> ... 313 2	<b>BLACK dynamic</b> ... 312 2		<b>UK</b>
---	---	--	------------------------------------	----------------------------------	-----------------------------------	---	-----------

DAEWOO							
<b>LANOS (KLAT)</b>	05/97 →						
1.5 (73 kW)			563 400 061 D15	560 408 054 D24	556 400 048 C14		027
<b>LANOS Saloon (KLAT)</b>	05/97 →						
1.4 (55 kW) / 1.5 (63 kW) / 1.6 16V (78 kW) *			563 400 061 D15	560 127 054 D43	556 401 048 C15		078 027 077
<b>LEGANZA (KLAU)</b>	06/97 - 04/04						
2.0 16V (98 kW) / 2.2 16V (100 kW) *			563 400 061 D15	560 127 054 D43	556 401 048 C15		078 027 077
<b>MATIZ (KLYA)</b>	09/98 →						
0.8 (38 kW) / 1.0 (47 kW)				540 127 033 A15			055
<b>MUSSO (FJ)</b>	07/98 →						
2.3 (103 kW) / 3.2 4x4 (162 kW) / 2.2 TD (74 kW) / 2.9 D 4x4 (73 kW) / 2.9 TD 4x4 (88 kW)				595 405 083 G8			334
<b>NEXIA (KLETN)</b>	02/95 - 08/97						
1.5 (44 kW) / 1.5 16V (66 kW)			563 400 061 D15	560 408 054 D24	556 400 048 C14		027
<b>NEXIA Saloon (KLETN)</b>	02/95 - 08/97						
1.5 (44 kW) / 1.5 16V (66 kW)			563 400 061 D15	560 408 054 D24	556 400 048 C14		027
<b>NUBIRA (KLAJ)</b>	04/97 →						
1.6 (76 kW) / 1.6 16V (78 kW) / 1.8 (70 kW) / 2.0 CDX (93 kW) / 2.0 16V (98 kW)				560 411 054 D48			014
<b>NUBIRA Saloon (KLAJ)</b>	04/97 →						
1.5 SE (81 kW) / 1.6 16V (78 kW) / 1.8 (70 kW) / 2.0 (81 kW) / 2.0 16V (98 kW)				560 411 054 D48			014
<b>NUBIRA Wagon (KLAJ)</b>	04/97 →						
1.6 16V (78 kW)				560 127 054 D43			077
1.8 (70 kW) / 2.0 16V (98 kW)				560 411 054 D48			014
<b>NUBIRA Saloon (KLAN)</b>	07/03 →						
1.4 (69 kW) / 1.6 (80 kW) / 1.8 (90 kW)				560 411 054 D48			014
<b>NUBIRA Wagon (KLAN)</b>	07/03 →						
1.6 (80 kW) / 1.8 (70/90 kW)				560 411 054 D48			014
<b>REXTON (GAB_)</b>	04/02 →						
2.3 RX230 4x4 (110 kW) / 2.8 RX280 4x4 (142 kW) / 3.2 V6 (162 kW) / 2.9 TD (88 kW)				595 405 083 G8			334
<b>REZZO (KLAU)</b>	09/00 →						
1.6 SX (66 kW) / 1.6 (77 kW) / 1.8 (66 kW) / 2.0 (89/94 kW)				570 413 063 E24			069
<b>TICO (KLY3)</b>	02/95 - 12/00						
0.8 (35 kW)				545 156 033 B32			053
DAF							
<b>400-Serie Box</b>	04/89 - 08/93						
428-435 2.5 D (53 kW) / 428-435 2.5 TD (71 kW)			552 401 052 C6	544 402 044 B18	541 400 036 A17		063
DAIHATSU							
<b>APPLAUSE I (A101, A111)</b>	06/89 - 07/97						
1.6 16V (66 kW) / 1.6 16V 4WD (77 kW)				545 155 033 B31			156
<b>APPLAUSE II</b>	07/97 →						
1.6 16V (73 kW)				545 155 033 B31			156
<b>CHARADE I (G10)</b>	10/77 - 04/83						
1.0 (37 kW)				545 155 033 B31			156
<b>CHARADE II (G11, G30)</b>	01/83 - 05/87						
1.0 (38 kW) / 1.0 Turbo (50 kW)				545 155 033 B31			156
1.0 D (27 kW) / 1.0 TD (34 kW)				570 413 063 E24			069
<b>CHARADE III (G100, G101, G102)</b>	01/87 - 07/93						
1.0 (38 kW) / 1.0 Turbo (50 kW) / 1.0 GTi (74 kW) / 1.3 (56 kW) / 1.3 i (66 kW) / 1.3 i 4WD (66 kW)				545 155 033 B31			156
1.0 D (27 kW) / 1.0 TD (35 kW)				570 412 063 E23			068

FORD  
VW  
▲  
\*




Adapter/Adattatore/Adaptateur/Adaptador/Адаптер  
Adapter/Adattatore/Adaptateur/Adaptador/Адаптер  
For cars with Start/Stop (Must replace AGM with AGM, EFB with EFB)  
Please check as 2 different size batteries can be fitted depending on electrical options

**VARTA**  
BY JOHNSON CONTROLS

		<b>Start Stop Plus / Start Stop</b> ... B51 2 / B60 2	<b>SILVER dynamic</b> ... 316 2	<b>BLUE dynamic</b> ... 313 2	<b>BLACK dynamic</b> ... 312 2		<b>UK</b>
---	---	--	------------------------------------	----------------------------------	-----------------------------------	---	-----------

DAIHATSU							
<b>CHARADE III Saloon (G102)</b>	01/87 - 02/93						
1.3 (66 kW)				545 155 033	B31		156
<b>CHARADE IV (G200, G202)</b>	01/93 - 11/99						
1.0 (38 kW) / 1.3 (44 kW) / 1.3 16V (55/62 kW) / 1.5 HG (55 kW) / 1.5 16V (66 kW) / 1.6 GTi (77 kW)				545 155 033	B31		156
<b>CHARADE IV Saloon (G203)</b>	03/93 →						
1.0 (72 kW) / 1.5 (55 kW) / 1.5 16V (66 kW)				545 155 033	B31		156
<b>CHARADE (L2_)</b>	03/03 →						
1.0 (43 kW)				540 126 033	A14		054
<b>CHARMANT (A)</b>	10/81 - 07/87						
1.3 (48 kW) / 1.6 (55/57/60/61 kW)				545 156 033	B32		053
<b>COPEN</b>	09/03 →						
0.7 (50 kW) / 1.3 (64 kW)				545 155 033	B31		156
<b>CUORE I (L55, L60)</b>	08/80 - 09/85						
0.5 (20 kW) / 0.6 (22 kW)				545 155 033	B31		156
<b>CUORE II (L80, L81)</b>	09/85 - 12/90						
0.8 (29 kW) / 0.8 4WD (32 kW)				545 155 033	B31		156
<b>CUORE III (L201)</b>	08/90 - 04/95						
0.7 Turbo (45 kW) / 0.8 (30 kW) / 0.7 (47 kW) / 1.0 (43 kW)				545 155 033	B31		156
<b>CUORE IV (L501)</b>	12/94 - 10/98						
0.8 (32 kW)				545 155 033	B31		156
<b>CUORE V (L5)</b>	11/96 - 10/98						
0.8 (31 kW)				540 126 033	A14		054
<b>CUORE VI (L7_)</b>	10/98 - 05/03						
1.0 i (41 kW) / 1.0 DVVT (43 kW)				540 126 033	A14		054
<b>CUORE VII (L251)</b>	03/03 →						
0.7 (47 kW) / 0.7 Turbo Avy All-wheel Drive (47 kW) / 1.0 (43 kW)				540 126 033	A14		054
<b>CUORE VIII</b>	04/07 →						
1.0 (51 kW)				540 126 033	A14		054
<b>EXTOL Bus (S22_, S23_)</b>	07/00 →						
1.3 (63 kW) / 1.3 4x4 (66/68 kW) / 1.3 L (68 kW)				545 155 033	B31		156
<b>FEROZA Soft Top (F300)</b>	10/88 →						
1.6 16V (63 kW) / 1.6 i 16V (70 kW)				540 127 033	A15		055
<b>FEROZA Hard Top (F300)</b>	10/88 →						
0.7 DX 4x4 (47 kW) / 1.6 16V (63 kW) / 1.6 i 16V (70 kW)				540 127 033	A15		055
<b>GRAN MOVE (G3)</b>	10/96 →						
1.5 16V (66 kW) / 1.6 16V (67 kW)				545 155 033	B31		156
<b>HIJET I Bus</b>	06/86 - 06/90						
0.8 (29 kW) / 1.0 (33 kW)				540 126 033	A14		054
<b>HIJET I Box</b>	06/86 - 10/90						
0.8 (29 kW) / 1.0 (33 kW)				540 126 033	A14		054
<b>HIJET II Bus (S85)</b>	06/93 →						
1.0 i (35 kW)				540 126 033	A14		054
<b>HIJET II Box (S85)</b>	12/92 →						
1.0 (33 kW) / 1.0 i (35 kW) / 1.3 i 16V (48 kW)				540 126 033	A14		054
1.2 D (26 kW) / 1.4 D (28 kW)		563 400 061	D15	560 408 054	D24	556 400 048	C14
<b>MATERIA (M4_)</b>	10/06 →						
1.0 (40 kW) / 1.0 DVVT (43 kW) / 1.3 (67 kW) / 1.3 DVVT Turbo (95 kW) / 1.5 (76 kW) / 1.5 ECO 4WD (76 kW)				540 126 033	A14		054
<b>MOVE (L6, L9)</b>	06/94 →						
0.7 (33 kW) / 0.7 4x4 (43/47 kW) / 0.8 (31 kW) / 1.0 i (41 kW)				540 126 033	A14		054

FORD  
VW  
\* Adapter/Adattatore/Adaptateur/Adaptador/Адаптер  
Adapter/Adattatore/Adaptateur/Adaptador/Адаптер  
For cars with Start/Stop (Must replace AGM with AGM, EFB with EFB)  
Please check as 2 different size batteries can be fitted depending on electrical options

		Start Stop Plus / Start Stop ... B51 2 / B60 2	SILVER <i>dynamic</i> ... 316 2	BLUE <i>dynamic</i> ... 313 2	BLACK <i>dynamic</i> ... 312 2		UK
<b>DAIHATSU</b>							
<b>ROCKY Soft Top (F7, F8)</b>	02/85 - 04/93						
2.0 (65 kW) / 2.2 4x4 (67 kW) / 2.8 TD (67/75 kW) / 2.8 D (54 kW)				595 405 083	G8		334
<b>ROCKY Hard Top (F7, F8)</b>	06/84 - 04/93						
2.0 (65 kW) / 2.2 4x4 (67 kW) / 2.8 D (54 kW) / 2.8 TD (67/72 kW)				595 405 083	G8		334
<b>SPARCAR Bus (S7_)</b>	07/82 - 06/86						
0.8 (29 kW) / 1.0 (33 kW)				540 127 033	A15		055
<b>SPARCAR Box (S7_)</b>	07/82 - 06/86						
0.8 (29 kW) / 1.0 (33 kW)				540 127 033	A15		055
<b>SIRION (M1)</b>	04/98 - 04/05						
0.7 Turbo 4WD (88 kW) / 1.3 Sport (75 kW)				540 126 033	A14		054
1.0 i (41 kW) / 1.0 i 4WD (41 kW) / 1.3 Sport 4WD (75 kW)				545 155 033	B31		156
<b>SIRION (M3_)</b>	01/05 →						
1.0 (51 kW) / 1.3 (64 kW) / 1.3 4WD (64 kW)				540 126 033	A14		054
1.3 (67 kW) / 1.3 4WD (67 kW) / 1.5 (76 kW)				540 126 033	A14		054
<b>TAFT</b>	09/76 - 02/85						
1.6 D 4x4 (49 kW) / 2.5 D 4x4 (45 kW) / 2.8 D 4x4 (51 kW)				545 157 033	B33		155
<b>TERIOS (J1)</b>	05/97 - 10/05						
1.3 4WD (61 kW) / 1.3 DVVT Turbo 4WD (103 kW)				545 157 033	B33		155
1.3 (63 kW)				545 155 033	B31		156
<b>TERIOS (J2_)</b>	11/05 →						
1.3 DVVT (63 kW) / 1.3 DVVT 4x4 (63 kW) / 1.5 (77 kW)				540 126 033	A14		054
<b>TREVIS</b>	06/06 →						
1.0 (43 kW)				540 126 033	A14		054
<b>WILDCAT/ROCKY (F70)</b>	02/85 - 04/87						
2.8 D (54 kW) / 2.8 TD (65 kW)				570 413 063	E24		069
<b>WILDCAT/ROCKY (F75)</b>	02/85 - 04/87						
2.8 D (54 kW) / 2.8 TD (65 kW)				570 413 063	E24		069
<b>YRV (M2)</b>	02/01 →						
1.0 (43 kW)				540 126 033	A14		054
1.3 (64 kW) / 1.3 4WD (64 kW) / 1.3 GTi (95 kW)				545 155 033	B31		156
<b>DAIMLER</b>							
<b>2.8 - 5.3</b>	10/69 - 02/93						
Sovereign 4.2 (151 kW) / Double Six 5.3 (194/197/211 kW) / Double Six H.E. 5.3 (217 kW)				570 413 063	E24		069
<b>DAIMLER (X300)</b>	10/89 →						
Six 4.0 (177 kW) / 4.0 Long (216 kW) / V8 Super 4.0 (267 kW) / Double Six 6.0 (229 kW) *		595 901 085	G14	600 402 083	H3	595 402 080	G3
<b>LANDAULETTE</b>	03/74 - 12/91						
4.2 (123 kW)				570 413 063	E24		069
<b>LIMOUSINE</b>	06/68 - 12/91						
4.2 (123 kW)				570 413 063	E24		069
<b>XJ 40, 81</b>	10/86 - 09/94						
Sovereign 3.6 (136 kW) *				561 400 060	D21	560 409 054	D59
						553 400 047	C10
Sovereign 4.0 (163 kW) / Double Six 6.0 (229 kW) *		595 901 085	G14	600 402 083	H3	595 402 080	G3
<b>DODGE</b>							
<b>AVENGER</b>	06/07 →						
2.0 (115 kW) / 2.0 CRD (103 kW)				554 400 053	C30	552 400 047	C22
<b>CALIBER</b>	06/06 →						
1.8 (110 kW) / 2.0 (115 kW)				560 411 054	D48		014




D


FORD  
VW  
\*  
\*





Adapter/Adattatore/Adaptateur/Adaptador/Адаптер  
Adapter/Adattatore/Adaptateur/Adaptador/Адаптер  
For cars with Start/Stop (Must replace AGM with AGM, EFB with EFB)  
Please check as 2 different size batteries can be fitted depending on electrical options

**VARTA**  
BY JOHNSON CONTROLS

# DODGE > FERRARI

		<b>Start Stop Plus / Start Stop</b> ... B51 2 / B60 2	<b>SILVER dynamic</b> ... 316 2	<b>BLUE dynamic</b> ... 313 2	<b>BLACK dynamic</b> ... 312 2		<b>UK</b>
<b>DODGE</b>							
<b>CALIBER</b>	06/06 →						
2.4 (125 kW) *				560 127 054 <b>D43</b>			077
				560 411 054 <b>D48</b>			014
2.0 CRD (103 kW)				574 013 068 <b>E12</b>			086
<b>FERRARI</b>							
<b>208/308</b>	09/75 - 10/89						
208 Turbo (162 kW) / 308 GTB Qv (177 kW) / 308 GTS Qv (177 kW)				570 413 063 <b>E24</b>			069
<b>328 GTB</b>	09/85 - 09/89						
3.2 (199 kW)				570 413 063 <b>E24</b>			069
<b>328 GTS</b>	09/85 - 09/89						
3.2 (199 kW)				570 413 063 <b>E24</b>			069
<b>348 TB</b>	02/90 - 04/94						
3.4 (221 kW) *		570 901 076 <b>E39</b>	577 400 078 <b>E44</b>	574 012 068 <b>E11</b>	570 409 064 <b>E13</b>		096AGM 096
<b>348 TS</b>	08/90 - 12/95						
3.4 (221 kW) *		570 901 076 <b>E39</b>	577 400 078 <b>E44</b>	574 012 068 <b>E11</b>	570 409 064 <b>E13</b>		096AGM 096
<b>360 MODENA (F131)</b>	03/99 →						
360 F1 (294 kW) / Challenge Stradale (313 kW)			574 402 075 <b>E38</b>	572 409 068 <b>E43</b>	570 144 064 <b>E9</b>		100
<b>360 MODENA Spider (F131)</b>	02/00 →						
3.6 (294 kW)			574 402 075 <b>E38</b>	572 409 068 <b>E43</b>			100
<b>400 i</b>	05/79 - 03/85						
4.8 (232 kW)				570 413 063 <b>E24</b>			069
<b>412 i</b>	04/85 - 12/88						
4.9 (250 kW)				570 413 063 <b>E24</b>			069
<b>456 GT</b>	01/93 →						
5.5 (325 kW) *		570 901 076 <b>E39</b>	577 400 078 <b>E44</b>	574 012 068 <b>E11</b>	570 409 064 <b>E13</b>		096AGM 096
5.5 (325 kW) *		570 901 076 <b>E39</b>	577 400 078 <b>E44</b>	574 012 068 <b>E11</b>	570 409 064 <b>E13</b>		096AGM 096
<b>458</b>	12/09 →						
4.5 (419 kW) *		570 901 076 <b>E39</b>	577 400 078 <b>E44</b>	574 012 068 <b>E11</b>			096AGM 096
<b>512 BB</b>	08/76 - 08/84						
4.9 (237 kW) *		570 901 076 <b>E39</b>	577 400 078 <b>E44</b>	574 012 068 <b>E11</b>	570 409 064 <b>E13</b>		096AGM 096
<b>512 M</b>	11/94 - 08/96						
4.9 (322 kW) *		570 901 076 <b>E39</b>	577 400 078 <b>E44</b>	574 012 068 <b>E11</b>	570 409 064 <b>E13</b>		096AGM 096
5.0 (324 kW) *		570 901 076 <b>E39</b>	577 400 078 <b>E44</b>	574 012 068 <b>E11</b>	570 409 064 <b>E13</b>		096AGM 096
<b>512 TR</b>	01/92 - 10/94						
5.0 (315 kW)				574 013 068 <b>E12</b>			086
<b>5 MARANELLO</b>	09/96 →						
550 (357 kW) / 575 M (380 kW) *		570 901 076 <b>E39</b>	577 400 078 <b>E44</b>	574 012 068 <b>E11</b>	570 409 064 <b>E13</b>		096AGM 096
<b>550 BARCHETTA</b>	10/00 →						
5.5 (357 kW)				574 013 068 <b>E12</b>			086
<b>599 GTB FIORANO</b>	06/06 →						
6.0 (456 kW) *		570 901 076 <b>E39</b>	577 400 078 <b>E44</b>	574 012 068 <b>E11</b>			096AGM 096
<b>612 SCAGLIETTI</b>	04/04 →						
5.7 (397 kW) *		570 901 076 <b>E39</b>	577 400 078 <b>E44</b>	574 012 068 <b>E11</b>			096AGM 096
<b>CALIFORNIA</b>	07/08 →						
4.3 (338 kW) *		570 901 076 <b>E39</b>	577 400 078 <b>E44</b>	574 012 068 <b>E11</b>			096AGM 096

FORD Adapter/Adattatore/Adaptateur/Adaptador/Адаптер  
 VW Adapter/Adattatore/Adaptateur/Adaptador/Адаптер  
 For cars with Start/Stop (Must replace AGM with AGM, EFB with EFB)  
 \* Please check as 2 different size batteries can be fitted depending on electrical options

 		<b>Start Stop Plus / Start Stop</b> ... B51 2 / B60 2	<b>SILVER dynamic</b> ... 316 2	<b>BLUE dynamic</b> ... 313 2	<b>BLACK dynamic</b> ... 312 2		<b>UK</b>
<b>FERRARI</b>							
<b>F355 BERLINETTA</b>	05/94 - 03/99						
3.5 (280 kW) *		570 901 076 E39	577 400 078 E44	574 012 068 E11	570 409 064 E13		096AGM 096
<b>F355 GTS</b>	07/94 →						
3.5 Spider (280 kW) *		570 901 076 E39	577 400 078 E44	574 012 068 E11	570 409 064 E13		096AGM 096
<b>F40</b>	02/88 - 06/92						
3.0 (352 kW)				570 413 063 E24			069
<b>F430</b>	03/05 →						
4.3 (357 kW) *		570 901 076 E39	577 400 078 E44	574 012 068 E11			096AGM 096
<b>F430 Spider</b>	05/05 →						
4.3 (357 kW) *		570 901 076 E39	577 400 078 E44	574 012 068 E11			096AGM 096
<b>F50 Coupe (W16_)</b>	05/95 - 10/97						
4.7 (383 kW) *		570 901 076 E39	577 400 078 E44	574 012 068 E11			096AGM 096
<b>MONDIAL</b>	07/80 - 12/93						
8 (158 kW) / 8 Quattrovalvole (177 kW) / 3.2 Quattrovalvole (199 kW) / 3.4 T (221 kW) *		570 901 076 E39	577 400 078 E44	574 012 068 E11	570 409 064 E13		096AGM 096
<b>MONDIAL Convertible</b>	03/84 - 12/93						
8 Quattrovalvole (177 kW) / 3.2 Quattrovalvole (199 kW) / 3.4 T (221 kW) *		570 901 076 E39	577 400 078 E44	574 012 068 E11	570 409 064 E13		096AGM 096
3.2 (188 kW) *		570 901 076 E39	577 400 078 E44	574 012 068 E11	570 409 064 E13		096AGM 096
<b>SUPERAMERICA</b>	01/05 →						
5.7 (397 kW) *		570 901 076 E39	577 400 078 E44	574 012 068 E11			096AGM 096
<b>TESTAROSSA</b>	05/84 - 12/91						
5.0 (272 kW) *		570 901 076 E39	577 400 078 E44	574 012 068 E11	570 409 064 E13		096AGM 096
<b>FIAT</b>							
<b>ARGENTA (132A)</b>	05/77 - 03/87						
1600 i.e (66 kW) / 1600 (72 kW) / 2000 (83 kW) / 2000 i.e. (90 kW) / 2000 Volumex (99 kW)					545 413 040 B20		077
2500 Diesel (53 kW) / 2500 Turbodiesel (66 kW) *		570 901 076 E39	577 400 078 E44	574 012 068 E11	570 409 064 E13		096AGM 096
<b>BARCETTA (183)</b>	03/95 →						
1.8 16V (96 kW) *			563 400 061 D15	552 400 047 C22	545 412 040 B19		027 012
<b>BRAVA (182)</b>	10/95 - 12/02						
1.2 16V 80 (59 kW) / 1.4 (55 kW) / 1.4 12 V (59 kW) / 1.6 16V (66/76 kW)			554 400 053 C30	552 400 047 C22			012
1.6 16V (76 kW)			554 400 053 C30	552 400 047 C22	545 412 040 B19		012
1.8 GT 16V (83 kW) / 2.0 (113 kW) / 1.9 D (48 kW) / 1.9 TD 75 S (55 kW) / 1.9 TD 100 S (74 kW) / 1.9 JTD (74 kW) / 1.9 JTD 105 (77 kW)			563 400 061 D15	560 408 054 D24	556 400 048 C14		027
<b>BRAVO (182)</b>	10/95 - 10/01						
1.2 16V 80 (59 kW) / 1.4 (55/59 kW) / 1.6 16V (66/76 kW) / 1.6 (76 kW)			554 400 053 C30	552 400 047 C22			012
1.8 GT (83 kW) / 2.0 HGT 20V (108/113 kW)			563 400 061 D15	560 408 054 D24	556 400 048 C14		027
1.9 D (48 kW) / 1.9 TD 75 S (55 kW) / 1.9 TD 100 S (74 kW) / 1.9 JTD (74 kW) / 1.9 JTD 105 (77 kW)			563 400 061 D15	560 408 054 D24			027
<b>BRAVO</b>	04/07 →						
1.4 (66 kW) / 1.4 T-Jet (88/110 kW)			554 400 053 C30	552 400 047 C22			012
1.6 D Multijet (77 kW) / 1.9 D Multijet (66 kW) / 2.0 D Multijet (121 kW)			563 400 061 D15	560 408 054 D24			027




F

FORD  
VW  
▲  
\*




Adapter/Adattatore/Adaptateur/Adaptador/Адаптер  
Adapter/Adattatore/Adaptateur/Adaptador/Адаптер  
For cars with Start/Stop (Must replace AGM with AGM, EFB with EFB)  
Please check as 2 different size batteries can be fitted depending on electrical options

**VARTA**  
BY JOHNSON CONTROLS



		<b>Start Stop Plus / Start Stop</b> ... B51 2 / B60 2	<b>SILVER dynamic</b> ... 316 2	<b>BLUE dynamic</b> ... 313 2	<b>BLACK dynamic</b> ... 312 2		<b>UK</b>
<b>FIAT</b>							
<b>BRAVO</b>	04/07 →						
1.9 D Multijet (88 kW)			563 400 061 D15	560 408 054 D24			027
<b>CAMPAGNOLA</b>	06/74 - 10/89						
2.0 (59 kW)					545 413 040 B20		077
2.4 D (53 kW) *		570 901 076 E39	577 400 078 E44	574 012 068 E11	570 409 064 E13		096AGM 096
<b>CINQUECENTO (170)</b>	07/91 - 07/99						
0.7 i (22 kW) / 0.7 (23 kW) / 0.9 i.e. S (29 kW) / 0.9 (30 kW) / 0.9 i.e. (30 kW) / 1.1 Sporting (40 kW)				542 400 039 B35			202
<b>COUPE (FA/175)</b>	11/93 - 08/00						
1.8 16V (96 kW) / 2.0 16V (102 kW) / 2.0 20V (108/113 kW) / 2.0 16V Turbo (140 kW) / 2.0 20V Turbo (162 kW) *			563 400 061 D15	560 408 054 D24 552 400 047 C22	556 400 048 C14 545 412 040 B19		027 012
<b>CROMA (154)</b>	12/85 - 12/96						
1600 (61 kW) / 2000 CHT (66/74 kW) / 2000 i.e. (83/85/88 kW) / 2000 i.e. Turbo (110/111/114 kW) / 2500 V6 (119 kW) *			563 400 061 D15	560 408 054 D24 552 400 047 C22	556 400 048 C14 545 412 040 B19		027 012
2000 16V (101 kW) *			563 400 061 D15	552 400 047 C22	545 412 040 B19		027 012
1900 Turbo D i.d. (66 kW) / 2500 D (55 kW) / 2500 TD (74/85 kW) / 2500 TDE (77 kW) *		570 901 076 E39	577 400 078 E44	574 012 068 E11	570 409 064 E13		096AGM 096
<b>CROMA (194)</b>	06/05 →						
1.8 16V (103 kW) / 2.2 16V (108 kW) / 1.9 D Multijet (88/110 kW) / 2.4 D Multijet (147 kW)			563 400 061 D15	560 408 054 D24			027
1.9 D Multijet (85 kW)			563 400 061 D15	560 408 054 D24			027
<b>DOBLO (119)</b>	03/01 →						
1.2 (48 kW) / 1.4 (57 kW) / 1.6 (68 kW) / 1.6 16V (76 kW) / 1.6 Natural Power (76 kW)			554 400 053 C30	552 400 047 C22			012
1.3 JTD (55 kW) / 1.3 D Multijet (62 kW) / 1.9 D (46 kW) / 1.9 JTD (74/77 kW) / 1.9 D Multijet (88 kW)			563 400 061 D15	560 408 054 D24			027
<b>DOBLO Cargo (223)</b>	03/01 →						
1.2 (48 kW) / 1.4 (57 kW) / 1.6 16V (76 kW) / 1.6 Natural Power (76 kW)			554 400 053 C30	552 400 047 C22			012
1.3 JTD 16V (51 kW) / 1.3 D Multijet (55 kW) / 1.9 D (46 kW) / 1.9 JTD (74/77 kW)			563 400 061 D15	560 408 054 D24			027
<b>DUNA (146 B)</b>	01/87 - 12/91						
60 1.1 (43 kW) / 70 1.3 (49 kW) *			563 400 061 D15	560 408 054 D24 552 400 047 C22	556 400 048 C14 545 412 040 B19		027 012
DS 1.7 (44 kW) *		570 901 076 E39	577 400 078 E44	574 012 068 E11	570 409 064 E13		027 096AGM 096
<b>DUNA Saloon</b>	07/91 - 07/96						
1.1 (43 kW) / 1.4 (51 kW) *			563 400 061 D15	552 400 047 C22	545 412 040 B19		027 012
<b>DUNA Hatchback</b>	07/91 - 07/96						
0.9 (33 kW) / 1.1 (43 kW) / 1.4 (51 kW) / 1.4 Turbo (74 kW) *			563 400 061 D15	552 400 047 C22	545 412 040 B19		027 012
<b>DUNA Weekend (146 B)</b>	01/87 - 12/91						
60 1.1 (43 kW) / 70 1.3 (49 kW) *			563 400 061 D15	560 408 054 D24 552 400 047 C22	556 400 048 C14 545 412 040 B19		027 012
DS 1.7 (44 kW) *		570 901 076 E39	577 400 078 E44	574 012 068 E11	570 409 064 E13		027 096AGM 096
<b>ELBA (146_)</b>	04/86 - 08/97						
1.3 (43 kW) / 1.4 (49 kW) / 1.5 (49/52/55 kW) / 1.6 (62/69 kW) *			563 400 061 D15	560 408 054 D24 552 400 047 C22	556 400 048 C14 545 412 040 B19		027 012
1.3 (49 kW) *			563 400 061 D15	552 400 047 C22	545 412 040 B19		027 012





FORD  
VW  
\* Adapter/Adattatore/Adaptateur/Adaptador/Адаптер  
Adapter/Adattatore/Adaptateur/Adaptador/Адаптер  
For cars with Start/Stop (Must replace AGM with AGM, EFB with EFB)  
Please check as 2 different size batteries can be fitted depending on electrical options

		<b>Start Stop Plus / Start Stop</b> ... B51 2 / B60 2	<b>SILVER dynamic</b> ... 316 2	<b>BLUE dynamic</b> ... 313 2	<b>BLACK dynamic</b> ... 312 2		<b>UK</b>
<b>FIAT</b>							
<b>ELBA (146_)</b>	04/86 - 08/97						
1.3 D (33 kW) / 1.7 D (43 kW) *		570 901 076 <b>E39</b>	577 400 078 <b>E44</b>	574 012 068 <b>E11</b>	560 408 054 <b>D24</b> 556 400 048 <b>C14</b>	570 409 064 <b>E13</b>	027 096AGM 096
<b>FIORINO (127)</b>	10/77 - 12/87						
900 (33 kW) / 1050 (37 kW) *			563 400 061 <b>D15</b>	560 408 054 <b>D24</b> 552 400 047 <b>C22</b>	556 400 048 <b>C14</b> 545 412 040 <b>B19</b>		027 012
<b>FIORINO (147)</b>	01/80 - 04/88						
1.0 (37 kW) / 1.1 60 (40 kW) / 1.3 (49 kW) / 1.5 (55 kW) *			563 400 061 <b>D15</b>		552 400 047 <b>C22</b>	545 412 040 <b>B19</b>	027 012
1.3 Diesel (33 kW) / 1.7 Diesel (42/44 kW) *		570 901 076 <b>E39</b>	577 400 078 <b>E44</b>	574 012 068 <b>E11</b>		570 409 064 <b>E13</b>	096AGM 096
<b>FIORINO Pick up (147)</b>	10/82 - 12/88						
1.0 (37 kW) / 1.1 (41 kW) *			563 400 061 <b>D15</b>		552 400 047 <b>C22</b>	545 412 040 <b>B19</b>	027 012
1.3 D (33 kW) *		570 901 076 <b>E39</b>	577 400 078 <b>E44</b>	574 012 068 <b>E11</b>		570 409 064 <b>E13</b>	096AGM 096
<b>FIORINO Box (146 Uno)</b>	01/88 - 05/01						
1.0 iE (33 kW) / 60 1.1 (40 kW) / 70 1.3 (49 kW) / 1.4 (52 kW)			554 400 053 <b>C30</b>		552 400 047 <b>C22</b>	545 412 040 <b>B19</b>	012
1.3 (43 kW)			554 400 053 <b>C30</b>		552 400 047 <b>C22</b>	545 412 040 <b>B19</b>	012
70 i.e. 1.4 (49 kW) / 75 i.e. 1.6 (55 kW) / 60 1.7 D (42/44 kW) / 1.7 D (44 kW) / 1.7 TD (46 kW) / 65 1.7 TD (46 kW) *		570 901 076 <b>E39</b>	577 400 078 <b>E44</b>	574 012 068 <b>E11</b>		570 409 064 <b>E13</b>	096AGM 096
75 i.e. 1.5 (55 kW) *	05/88-07/90 05/88-07/90 08/90-12/93 08/90-12/93	570 901 076 <b>E39</b>	563 401 061 <b>D39</b> 577 400 078 <b>E44</b>	560 127 054 <b>D43</b> 574 012 068 <b>E11</b>	556 401 048 <b>C15</b>		078 077 096AGM 096
<b>FIORINO Pick up (146)</b>	01/88 - 05/01						
1.3 (43 kW)			554 400 053 <b>C30</b>		552 400 047 <b>C22</b>	545 412 040 <b>B19</b>	012
1.3 (49 kW) / 1.4 (49 kW) / 1.6 (55 kW) / 1.5 iE (55 kW)			554 400 053 <b>C30</b>		552 400 047 <b>C22</b>	545 412 040 <b>B19</b>	012
1.7 D (42 kW) / 1.7 TD (46 kW) *		570 901 076 <b>E39</b>	577 400 078 <b>E44</b>	574 012 068 <b>E11</b>		570 409 064 <b>E13</b>	096AGM 096
<b>FIORINO Box</b>	02/08 →						
1.4 (54 kW) / 1.3 D Multijet (55 kW)			554 400 053 <b>C30</b>		552 400 047 <b>C22</b>		012
<b>GRANDE PUNTO (199)</b>	10/05 →						
1.2 (48 kW) / 1.4 (57 kW) / 1.4 16V (70 kW) *			554 400 053 <b>C30</b>		542 400 039 <b>B35</b> 552 400 047 <b>C22</b>		202 012
1.4 T-Jet (88 kW) / 1.4 Abarth (114 kW) / 1.3 D Multijet (55/66 kW) / 1.9 D Multijet (88 kW)			563 400 061 <b>D15</b>		560 408 054 <b>D24</b>		027
<b>IDEA</b>	12/03 →						
1.2 16V (59 kW) / 1.4 (57 kW) / 1.4 16V (70 kW)			554 400 053 <b>C30</b>		552 400 047 <b>C22</b>		012
1.4 (66 kW)			554 400 053 <b>C30</b>		552 400 047 <b>C22</b>		012
1.3 JTD (51 kW) / 1.3 D Multijet (66 kW) / 1.9 JTD (74 kW)			563 400 061 <b>D15</b>		560 408 054 <b>D24</b>		027
<b>LINEA</b>	06/07 →						
1.4 (57 kW) / 1.3 D Multijet (66 kW)			563 400 061 <b>D15</b>		560 408 054 <b>D24</b>		027
1.4 T-Jet (88 kW) / 1.6 D Multijet (77 kW)			563 400 061 <b>D15</b>		560 408 054 <b>D24</b>		027
<b>MAREA (185)</b>	09/96 →						
1.2 16V (60 kW) / 1.4 80 12V (59 kW) / 1.6 (68/76 kW) / 1.6 100 16V (76 kW) / 1.6 SX (72 kW) / 1.6 100 16V Bipower (76 kW) / 1.8 115 16V (83 kW) / 2.0 150 20V (108/110 kW) / 2.0 155 20V (113 kW)			554 400 053 <b>C30</b>		552 400 047 <b>C22</b>	545 412 040 <b>B19</b>	012
1.9 TD 75 (55 kW) / 1.9 TD 100 (74 kW) / 1.9 JTD 105 (77 kW) / 1.9 JTD 110 (81 kW) / 2.4 TD 125 (91 kW) / 2.4 JTD 130 (96 kW)			563 400 061 <b>D15</b>		560 408 054 <b>D24</b>		027




FORD  
VW  
▲  
\*

Adapter/Adattatore/Adaptateur/Adaptador/Адаптер  
Adapter/Adattatore/Adaptateur/Adaptador/Адаптер  
For cars with Start/Stop (Must replace AGM with AGM, EFB with EFB)  
Please check as 2 different size batteries can be fitted depending on electrical options

**VARTA**  
BY JOHNSON CONTROLS

 		<b>Start Stop Plus / Start Stop</b> ... B51 2 / B60 2	<b>SILVER dynamic</b> ... 316 2	<b>BLUE dynamic</b> ... 313 2	<b>BLACK dynamic</b> ... 312 2		<b>UK</b>
<b>FIAT</b>							
<b>MAREA Weekend (185)</b>	09/96 →						
1.2 16V (60 kW) / 1.4 80 12V (59 kW) / 1.6 100 16V (76 kW) / 1.6 (76 kW) / 1.8 115 16V (83 kW) / 2.0 150 20V (108/110 kW) / 2.0 155 20V (113 kW)			554 400 053 C30	552 400 047 C22	545 412 040 B19		012
1.9 TD 75 (55 kW) / 1.9 TD 100 (74 kW) / 1.9 JTD 105 (77 kW) / 1.9 JTD 110 (81 kW) / 2.4 TD 125 (91 kW) / 2.4 JTD 130 (96 kW)			563 400 061 D15	560 408 054 D24			027
<b>MULTIPLA (186)</b>	04/99 →						
1.6 16V Blupower (70 kW) / 1.6 16V Bipower (76/76 kW) / 1.6 100 16V (76 kW) / 1.6 (68/76/74 kW) *			563 400 061 D15	560 408 054 D24 552 400 047 C22	556 400 048 C14 545 412 040 B19		027 012
1.9 JTD 105 (77 kW) / 1.9 JTD 110 (81 kW) / 1.9 JTD 115 (85 kW) / 1.9 JTD (88 kW)			563 400 061 D15	560 408 054 D24			027
<b>PALIO (178BX)</b>	04/96 →						
1.0 (45 kW) / 1.1 (40 kW) / 1.2 (44/54 kW) / 1.3 (53 kW) / 1.4 (57/51 kW) / 1.4 CAT (51 kW) / 1.5 (62/57 kW) / 1.6 (68/70 kW) / 1.6 16V (74 kW)			554 400 053 C30	552 400 047 C22	545 412 040 B19		012
1.2 (50 kW) / 1.4 (70 kW) / 1.6 (74 kW)			554 400 053 C30	552 400 047 C22	545 412 040 B19		012
1.8 (81 kW) / 1.9 D (46 kW)			563 400 061 D15	560 408 054 D24			027
1.3 JTD Multijet (51 kW) / 1.7 TD (52/53 kW)			563 400 061 D15	560 408 054 D24			027
<b>PALIO Weekend (178DX)</b>	04/96 →						
1.0 (45 kW) / 1.2 (44/54 kW) / 1.2 (59 kW) / 1.4 (51 kW) / 1.5 (62 kW) / 1.6 (68/70 kW) / 1.6 16V (74/76 kW)			554 400 053 C30	552 400 047 C22	545 412 040 B19		012
1.8 (81 kW) / 1.7 TD (53 kW)			563 400 061 D15	560 408 054 D24			027
1.7 TD (51 kW)			563 400 061 D15	560 408 054 D24			027
1.9 D (46 kW) / 1.9 JTD (59 kW)			563 400 061 D15	560 408 054 D24			027
<b>PANDA (141A_)</b>	03/80 - 07/04						
650 (22 kW) *	-09/82			542 400 039 B35			202
				545 413 040 B20			077
			554 400 053 C30	552 400 047 C22	545 412 040 B19		012
750 (25 kW) / 900 (29/33 kW) / 950 4x4 (35 kW) / 1000 4x4 (32/33/37 kW) / 1000 (32/37 kW) / 1000 i.e. CAT (33 kW) / 1100 (37/40 kW) / 1100 Trekking 4x4 (37 kW) / 1100 4x4 (40 kW) *			554 400 053 C30	542 400 039 B35 552 400 047 C22	545 412 040 B19		202 012
750 (25 kW) *				542 400 039 B35			202
			554 400 053 C30				012
800 (25 kW) / 950 (35 kW)					545 413 040 B20		077
1300 D (27 kW)			554 400 053 C30	552 400 047 C22	545 412 040 B19		012
<b>PANDA Van (141_)</b>	01/86 - 02/04						
750 (25 kW) / 1000 (32 kW) / 1000 i.e (33 kW) / 1.1 (40 kW) / 1.1 AWD (40 kW) *			554 400 053 C30	542 400 039 B35 552 400 047 C22	545 412 040 B19		202 012
1.1 (37 kW) *				542 400 039 B35			202
			554 400 053 C30	552 400 047 C22	545 412 040 B19		012
<b>PANDA (169)</b>	09/03 →						
1.1 (40 kW) / 1.2 (44 kW) / 1.2 4x4 (44 kW)				542 400 039 B35			202
1.2 Bi-Power / Natural Power (44 kW) / 1.2 LPG (44 kW)				542 400 039 B35			202
1.4 (74 kW) / 1.3 D Multijet (51 kW) / 1.3 D Multijet 4x4 (51 kW)			554 400 053 C30	552 400 047 C22			012
1.3 D Multijet (55 kW)			554 400 053 C30	552 400 047 C22			012
<b>PANDA Van (169)</b>	03/04 →						
1.2 (44 kW) / 1.2 4x4 (44 kW) *			563 400 061 D15	552 400 047 C22			027 012
1.3 JTD (51 kW)			554 400 053 C30	552 400 047 C22			012
<b>PREMIO</b>	03/85 - 12/96						
1.3 (43 kW) / 1.5 (49 kW) / 1.5 i.e. (55 kW) / 1.6 (62 kW) / 1.6 i.e. (60 kW) *			563 400 061 D15	560 408 054 D24 552 400 047 C22	556 400 048 C14 545 412 040 B19		027 012




FORD Adapter/Adattatore/Adaptateur/Adaptador/Адаптер  
 VW Adapter/Adattatore/Adaptateur/Adaptador/Адаптер  
 \* For cars with Start/Stop (Must replace AGM with AGM, EFB with EFB)  
 Please check as 2 different size batteries can be fitted depending on electrical options

		<b>Start Stop Plus / Start Stop</b> ... B51 2 / B60 2	<b>SILVER dynamic</b> ... 316 2	<b>BLUE dynamic</b> ... 313 2	<b>BLACK dynamic</b> ... 312 2		<b>UK</b>
<b>FIAT</b>							
<b>PUNTO (176)</b>	09/93 - 09/99						
55 1.1 (40 kW) / 60 1.2 (43/44 kW) / 75 1.2 (54 kW) / 85 16V 1.2 (63 kW) / 1.4 GT Turbo (96/98 kW) / 90 1.6 (65 kW) *			554 400 053 C30	542 400 039 B35 552 400 047 C22	545 412 040 B19		202 012
1.7 D (42 kW) / 1.7 TD (51/52 kW)			563 400 061 D15	560 408 054 D24	556 400 048 C14		027
60 TD 1.7 (46 kW)			563 400 061 D15	560 408 054 D24			027
<b>PUNTO Convertible (176C)</b>	04/94 - 06/00						
60 1.2 (43 kW) / 85 16V 1.2 (63 kW) / 90 1.6 (65 kW) *			554 400 053 C30	542 400 039 B35 552 400 047 C22	545 412 040 B19		202 012
<b>PUNTO Van (176L)</b>	04/96 - 02/00						
1.1 (40 kW) *			554 400 053 C30	542 400 039 B35 552 400 047 C22	545 412 040 B19		202 012
1.7 D (42 kW) / 1.7 TD (52 kW)			563 400 061 D15	560 408 054 D24	556 400 048 C14		027
<b>PUNTO (188)</b>	09/99 →						
1.2 60 (44 kW) / 1.2 Natural Power (44 kW) / 1.2 16V 80 (59 kW)				542 400 039 B35			202
1.4 (70 kW) / 1.8 130 HGT (96 kW) *			554 400 053 C30	542 400 039 B35 552 400 047 C22			202 012
1.3 JTD 16V (51 kW)			554 400 053 C30	552 400 047 C22			012
1.9 DS 60 (44 kW) / 1.9 JTD 80 (59 kW) / 1.9 JTD (63 kW)			563 400 061 D15	560 408 054 D24			027
1.9 JTD (74 kW) *			563 400 061 D15 554 400 053 C30	560 408 054 D24 552 400 047 C22			027 012
<b>PUNTO Van (188AX)</b>	02/00 →						
1.2 60 (44 kW)				542 400 039 B35			202
1.9 D 60 (44 kW) / 1.9 JTD (63 kW)			563 400 061 D15	560 408 054 D24			027
<b>QUBO</b>	09/08 →						
1.4 (54 kW)			554 400 053 C30	552 400 047 C22			012
1.3 D Multijet (55 kW) *		570 901 076 E39	554 400 053 C30	552 400 047 C22			096AGM 012
<b>REGATA (138)</b>	09/83 - 12/90						
70 1.3 (48 kW) / 75 1.5 (55 kW) / 75 i.e. 1.5 (55 kW) / 85 1.5 (58/63 kW) / 85 Super 1.5 (60 kW) / 85 1.6 (60 kW) / 90 i.e. 1.6 (66 kW) / 100 Super 1.6 (70/74 kW)			554 400 053 C30	552 400 047 C22	545 412 040 B19		012
60 Diesel 1.7 (44 kW) / 65 Diesel 1.9 (48 kW) / 80 Turbo Diesel 1.9 (59 kW)			563 400 061 D15	560 408 054 D24	556 400 048 C14		027
<b>REGATA Weekend</b>	01/84 - 06/91						
70 1.3 (50 kW) / 75 1.5 (55 kW) / 75 1.5 i.e. CAT (55 kW) / 85 1.5 (60 kW) / 85 1.5 (63 kW) / 90 i.e. 1.6 (66 kW) / 100 1.6 (74 kW) / 100 i.e. 1.6 (74 kW)			554 400 053 C30	552 400 047 C22	545 412 040 B19		012
60 Diesel 1.7 (44 kW) / 65 Diesel 1.9 (48 kW) / 80 Turbo Diesel 1.9 (59 kW)			563 400 061 D15	560 408 054 D24	556 400 048 C14		027
<b>RITMO Bertone Convertible</b>	10/79 - 07/89						
50 1.3 (50 kW) / 85 1.5 (60/63 kW) / 100 1.6 (74/77 kW) *			563 400 061 D15	560 408 054 D24 552 400 047 C22	556 400 048 C14 545 413 040 B20		027 077 012
<b>RITMO I (138A)</b>	01/78 - 05/87						
60 1.0 (44 kW) / 65 1.3 (48 kW) / 70 1.3 (48 kW) / 75 1.3 (55 kW) / 75 1.5 (55 kW) / 75 i.e. 1.5 (55 kW) / 85 1.5 (63 kW) *			563 400 061 D15	560 408 054 D24 552 400 047 C22	556 400 048 C14 545 413 040 B20 545 412 040 B19		027 077 012
90 i.e. 1.6 (66 kW) / 105 Sport 1.6 (77 kW) / 125 TC Abarth 2.0 (92 kW)			563 401 061 D39	560 127 054 D43	545 413 040 B20		077
55 Diesel 1.7 (40 kW)				574 013 068 E12			086
<b>RITMO II (138A)</b>	10/82 - 12/88						
60 1.1 (40 kW) / 70 1.3 (50 kW) / 75 1.5 (55 kW) / 75 1.5 CAT (55 kW) / 85 1.5 (58/60 kW) / 90 1.6 i.e. (66 kW) / 100 1.6 (74 kW) / 105 1.6 (77 kW) / 1.6 (92 kW) / 125 TC Abarth 2.0 (92 kW) / 130 TC Abarth 2.0 (96 kW) *			563 400 061 D15	560 408 054 D24 552 400 047 C22	556 400 048 C14 545 412 040 B19		027 012
60 Diesel 1.7 (43 kW) / 80 Turbo Diesel 1.9 (59 kW)			563 400 061 D15	560 408 054 D24	556 400 048 C14		027

FORD  
VW  
▲  
\*




Adapter/Adattatore/Adaptateur/Adaptador/Адаптер  
Adapter/Adattatore/Adaptateur/Adaptador/Адаптер  
For cars with Start/Stop (Must replace AGM with AGM, EFB with EFB)  
Please check as 2 different size batteries can be fitted depending on electrical options

**VARTA**  
BY JOHNSON CONTROLS

		<b>Start Stop Plus / Start Stop</b> ... B51 2 / B60 2	<b>SILVER dynamic</b> ... 316 2	<b>BLUE dynamic</b> ... 313 2	<b>BLACK dynamic</b> ... 312 2		<b>UK</b>
---	---	--	------------------------------------	----------------------------------	-----------------------------------	---	-----------

FIAT							
<b>SCUDO Combinato (220P)</b>	02/96 →						
1.6 (58 kW) / 2.0 16V (100 kW)			563 400 061 D15	560 408 054 D24	556 400 048 C14		027
1.9 D (51 kW) / 1.9 TD Eco (66 kW) / 1.9 TD (68 kW) / 2.0 JTD (69/80 kW) *		570 901 076 E39	577 400 078 E44	574 012 068 E11	570 409 064 E13		096AGM 096
<b>SCUDO Box (220L)</b>	02/96 →						
1.6 (58 kW) / 2.0 (100 kW)			563 400 061 D15	560 408 054 D24	556 400 048 C14		027
1.9 D (51 kW) / 1.9 TD (66/68 kW) / 2.0 JTD (69/80 kW) *		570 901 076 E39	577 400 078 E44	574 012 068 E11	570 409 064 E13		096AGM 096
<b>SCUDO</b>	01/07 →						
1.6 D Multijet (66 kW) / 2.0 D Multijet (88/100 kW) *		570 901 076 E39	577 400 078 E44	574 012 068 E11			096AGM 096
<b>SCUDO Box</b>	01/07 →						
1.6 D Multijet (66 kW) / 2.0 D Multijet (88/100 kW) *		570 901 076 E39	577 400 078 E44	574 012 068 E11			096AGM 096
<b>SCUDO Flatbed / Chassis</b>	01/07 →						
1.6 D Multijet (66 kW) / 2.0 D Multijet (88/100 kW) *		570 901 076 E39	577 400 078 E44	574 012 068 E11			096AGM 096
<b>SEICENTO (187)</b>	01/98 →						
0.9 (29 kW) / 1.1 (40 kW)				542 400 039 B35			202
<b>SEICENTO Van (187)</b>	01/98 →						
0.9 (29 kW) / 1.1 (40 kW)				542 400 039 B35			202
<b>SIENA (178_)</b>	04/96 →						
1.0 (45 kW) / 1.2 (44/54/57/59 kW) / 1.4 (51 kW) / 1.4 CAT (51 kW) / 1.5 (62 kW) / 1.6 16V (78 kW) / 1.6 (76 kW) / 1.7 TD (51 kW) / 1.9 D (46 kW)			554 400 053 C30	552 400 047 C22	545 412 040 B19		012
<b>STILO (192)</b>	10/01 →						
1.2 16V (59 kW) / 1.4 16V (66/70 kW) / 1.6 16V (76 kW) / 1.6 (100 kW) / 1.8 16V (98 kW) *			563 400 061 D15	560 408 054 D24 552 400 047 C22			027 012
1.6 16V (77 kW)				560 408 054 D24			027
2.4 20V (125 kW) / 1.9 JTD (59/66/85/103 kW) / 1.9 D Multijet (74/88/110 kW)			563 400 061 D15	560 408 054 D24			027
<b>STILO Multi Wagon (192)</b>	01/03 →						
1.4 16V (66 kW) / 1.6 16V (76 kW) / 1.8 16V (98 kW) *			563 400 061 D15	560 408 054 D24 552 400 047 C22			027 012
1.9 JTD (59 kW) / 1.9 D (66 kW) / 1.9 D Multijet (74/88/110 kW)			563 400 061 D15	560 408 054 D24			027
<b>STRADA (178E)</b>	06/99 →						
1.2 (44 kW) / 1.2 Trekking (60 kW) / 1.6 Trekking (76 kW)			554 400 053 C30	552 400 047 C22			012
1.3 D Multijet (62 kW) / 1.7 TD (51 kW) / 1.9 D (46 kW) / 1.9 JTD (59 kW)			563 400 061 D15	560 408 054 D24			027
<b>TEMPRA (159)</b>	03/90 - 08/97						
1.4 i.e. (51 kW) / 1.6 (51 kW) / 1.6 i.e. (55/57/63/66 kW) / 1.8 i.e. (66/74/76/77/81 kW) / 2.0 i.e. (83 kW)			563 400 061 D15	560 408 054 D24	556 400 048 C14		027
1.9 D (48 kW) / 1.9 TD (59/66 kW) *		570 901 076 E39	577 400 078 E44	574 012 068 E11	570 409 064 E13		027 096AGM 096
<b>TEMPRA S.W. (159)</b>	03/90 - 08/97						
1.4 i.e. (51 kW) / 1.6 (51 kW) / 1.6 i.e. (55/57/66 kW) / 1.8 i.e. (66/74/76/77/81 kW) / 1.8 4x4 (80 kW) / 2.0 i.e. (83 kW) / 2.0 i.e. 4x4 (83 kW)			563 400 061 D15	560 408 054 D24	556 400 048 C14		027
1.9 D (48 kW) / 1.9 TD (59/66 kW) *		570 901 076 E39	577 400 078 E44	574 012 068 E11	570 409 064 E13		027 096AGM 096
<b>TIPO (160)</b>	07/87 - 04/95						
1.1 (41 kW) / 1.4 i.e. (51/57 kW) / 1.4 (52 kW) *			563 400 061 D15	560 408 054 D24 552 400 047 C22	556 400 048 C14 545 412 040 B19		027 012




FORD Adapter/Adattatore/Adaptateur/Adaptador/Адаптер  
 VW Adapter/Adattatore/Adaptateur/Adaptador/Адаптер  
 \* For cars with Start/Stop (Must replace AGM with AGM, EFB with EFB)  
 Please check as 2 different size batteries can be fitted depending on electrical options

		<b>Start Stop Plus / Start Stop</b> ... B51 2 / B60 2	<b>SILVER dynamic</b> ... 316 2	<b>BLUE dynamic</b> ... 313 2	<b>BLACK dynamic</b> ... 312 2		<b>UK</b>
<b>FIAT</b>							
<b>TIPO (160)</b>	07/87 - 04/95						
1.6 i.e. (55 kW) / 1.6 (61 kW) / 1.6 SX DGT (66 kW) / 1.8 i.e. (66/74/76/77/81 kW) / 1.8 i.e. (71 kW) / 1.8 i.e. 16V Sport (100 kW) / 2.0 i.e. (80/83 kW) / 2.0 i.e. 16V Sport (102 kW) / 2.0 16V (107 kW) / 2.0 (85 kW)			563 400 061 <b>D15</b>	560 408 054 <b>D24</b>	556 400 048 <b>C14</b>		027
1.7 D (43 kW) *		570 901 076 <b>E39</b>	563 400 061 <b>D15</b> 577 400 078 <b>E44</b>	560 408 054 <b>D24</b> 574 012 068 <b>E11</b>	556 400 048 <b>C14</b> 570 409 064 <b>E13</b>		027 096AGM 096
1.7 D (45 kW) / 1.9 D (48 kW) / 1.9 TD (59/66 kW) *		570 901 076 <b>E39</b>	577 400 078 <b>E44</b>	560 408 054 <b>D24</b>	556 400 048 <b>C14</b>		027 096AGM 096
<b>ULYSSE (220)</b>	06/94 - 08/02						
1.8 (73 kW) / 2.0 (89 kW) / 2.0 16V (97/100 kW) / 2.0 Turbo (108 kW)			563 400 061 <b>D15</b>	560 408 054 <b>D24</b>	556 400 048 <b>C14</b>		027
1.9 TD (66 kW) / 2.0 JTD (80 kW) / 2.1 TD (80 kW) *		570 901 076 <b>E39</b>	577 400 078 <b>E44</b>	574 012 068 <b>E11</b>	570 409 064 <b>E13</b>		096AGM 096
<b>ULYSSE (179AX)</b>	08/02 →						
2.0 (100 kW) / 3.0 V6 (150 kW) / 2.0 JTD (79/80 kW) / 2.0 D Multijet (88/100 kW) / 2.2 JTD (94 kW) / 2.2 D Multijet (125 kW) *		570 901 076 <b>E39</b>	577 400 078 <b>E44</b>	574 012 068 <b>E11</b>			096AGM 096
<b>UNO (146A/E)</b>	01/83 - 08/00						
0.9 (30 kW) / 45 0.9 (33/34 kW) / 1.0 (35 kW) / 55 1.0 (41 kW) / 45 1.0 (32/37 kW) / 45 i.e. 1.0 (33 kW) / 1.0 iE (34 kW) / 50 1.1 (37/37 kW) / 60 1.1 (42/43 kW) / 50 i.e. 1.1 (36 kW) / 55 1.1 (40 kW) / 1.3 Turbo i.e. (73/74/77 kW) / 70 1.3 (48/50 kW)			554 400 053 <b>C30</b>	552 400 047 <b>C22</b>	545 412 040 <b>B19</b>		012
1.0 (31 kW)			554 400 053 <b>C30</b>	552 400 047 <b>C22</b>	545 412 040 <b>B19</b>		012
1.4 (49 kW) / 1.5 75 iE (56 kW)			563 400 061 <b>D15</b>	560 408 054 <b>D24</b>	556 400 048 <b>C14</b>		027
70 i.e. 1.4 (51 kW) / 70 S 1.4 (52 kW) / 1.4 Turbo i.e. (82/87 kW) / 1.4 (74 kW) / 75 i.e. 1.5 (55 kW) / 1.6 (65 kW) / 1.6 R (66 kW) / 1.7 D (43 kW)			563 400 061 <b>D15</b>	560 408 054 <b>D24</b>	556 400 048 <b>C14</b>		027
1.3 Super Diesel (33 kW) / 70 TD 1.4 (52 kW) / 60 Diesel 1.7 (42/44 kW) / 1.9 D (44 kW)			563 400 061 <b>D15</b>	560 408 054 <b>D24</b>			027
1.9 D (58 kW)			563 400 061 <b>D15</b>	560 408 054 <b>D24</b>			027
<b>X 1/9 (128 AS)</b>	11/72 - 12/89						
1.5 Five Speed (56 kW) *			554 400 053 <b>C30</b>	542 400 039 <b>B35</b> 552 400 047 <b>C22</b>	545 412 040 <b>B19</b>		202 012
<b>126</b>	09/72 - 09/00						
650 (17 kW) / 700 (19 kW)					545 413 040 <b>B20</b>		077
<b>127</b>	06/71 - 12/86						
0.9 (29 kW) / 1.0 (37 kW) / 1.0 Sport (51 kW) / 1.3 Sport (55 kW)					545 413 040 <b>B20</b>		077
1.3 Diesel (33 kW)			563 401 061 <b>D39</b>	560 127 054 <b>D43</b>			077
<b>127 Panorama</b>	01/77 - 12/86						
1.0 (37 kW)					545 413 040 <b>B20</b>		077
1.3 Diesel (33 kW)			563 401 061 <b>D39</b>	560 127 054 <b>D43</b>			077
<b>128</b>	03/69 - 12/84						
1.1 (33 kW) / 1.3 Sport (44 kW)					545 413 040 <b>B20</b>		077
<b>128 Familiare</b>	10/69 - 10/82						
1.1 (33 kW) / 1.3 (44 kW)					545 413 040 <b>B20</b>		077
<b>128 Coupe</b>	03/72 - 02/81						
1.1 (47 kW)					545 413 040 <b>B20</b>		077
<b>131</b>	10/74 - 12/86						
1.3 Mirafiori (40 kW) / 1.4 Mirafiori (51 kW) / 1.4 Super Mirafiori (55 kW) / 1.6 (63 kW) / 1.6 Super (71 kW) / 1.6 Super Mirafiori (72 kW) / 2.0 Super (83 kW) / 2.0 Racing (85 kW) *			563 401 061 <b>D39</b>	560 127 054 <b>D43</b>	556 401 048 <b>C15</b> 545 413 040 <b>B20</b>		078 077




FORD  
VW  
▲  
\*

Adapter/Adattatore/Adaptateur/Adaptador/Адаптер  
Adapter/Adattatore/Adaptateur/Adaptador/Адаптер  
For cars with Start/Stop (Must replace AGM with AGM, EFB with EFB)  
Please check as 2 different size batteries can be fitted depending on electrical options

**VARTA**  
BY JOHNSON CONTROLS

		<b>Start Stop Plus / Start Stop</b> ... B51 2 / B60 2	<b>SILVER dynamic</b> ... 316 2	<b>BLUE dynamic</b> ... 313 2	<b>BLACK dynamic</b> ... 312 2		<b>UK</b>
<b>FIAT</b>							
<b>131</b>	10/74 - 12/86						
1.6 (55 kW)			563 401 061 <i>D39</i>	560 127 054 <i>D43</i>	545 413 040 <i>B20</i>		077
2.0 D (44 kW) / 2.5 Diesel (53 kW) *			563 401 061 <i>D39</i>	560 127 054 <i>D43</i>	556 401 048 <i>C15</i>		078 077
<b>131 Familiare/Panorama</b>	03/75 - 12/84						
1.3 Mirafiori (48 kW) / 1.4 Mirafiori (51 kW) / 1.6 (63 kW) / 1.6 Super (72 kW) / 2.0 Super (83 kW) *			563 401 061 <i>D39</i>	560 127 054 <i>D43</i>	556 401 048 <i>C15</i> 545 413 040 <i>B20</i>		078 077
2.0 D (44 kW) / 2.5 Super Diesel (53 kW) *			563 401 061 <i>D39</i>	560 127 054 <i>D43</i>	556 401 048 <i>C15</i>		078 077
<b>132</b>	04/72 - 12/82						
1.6 (65 kW) / 2.0 (82 kW) / 2.0 i.e. (90 kW) *			563 401 061 <i>D39</i>	560 127 054 <i>D43</i>	556 401 048 <i>C15</i> 545 413 040 <i>B20</i>		078 077
2.0 D (44 kW) / 2.5 D (53 kW) *		570 901 076 <i>E39</i>					096AGM 096
			577 400 078 <i>E44</i>	574 012 068 <i>E11</i>	570 409 064 <i>E13</i>		
<b>147</b>	10/76 - 12/95						
1.0 (37 kW) / 1.1 (39 kW) / 1.3 (45 kW)				560 408 054 <i>D24</i>	556 400 048 <i>C14</i>		027
<b>500</b>	10/07 →						
1.2 (51 kW) / 1.4 (74 kW) *		560 500 056 <i>D53</i>		542 400 039 <i>B35</i>			202 027EFB
1.4 Abarth (99 kW) *		560 500 056 <i>D53</i>		542 400 039 <i>B35</i>			202 027EFB
1.3 D Multijet (55 kW)			554 400 053 <i>C30</i>	552 400 047 <i>C22</i>			012
<b>500 C</b>	09/09 →						
1.2 (51 kW) / 1.4 (74 kW) *		560 500 056 <i>D53</i>		542 400 039 <i>B35</i>			202 027EFB
1.3 D Multijet (55 kW)			554 400 053 <i>C30</i>	552 400 047 <i>C22</i>			012
<b>900 T/E Pulmino</b>	01/78 - 01/86						
0.9 (26 kW)					545 413 040 <i>B20</i>		077
<b>900 T/E Panorama</b>	01/78 - 01/86						
0.9 (26 kW)					545 413 040 <i>B20</i>		077
<b>DUCATO Panorama (280)</b>	07/82 - 08/90						
1.8 (51 kW) / 2.0 (55/58/62 kW)				574 013 068 <i>E12</i>			086
1.9 D (52 kW) / 1.9 TD (60 kW) / 2.4 D (53 kW) / 2.4 TD (68 kW) / 2.4 TD 4x4 (68 kW) / 2.5 D (55 kW) / 2.5 D 4x4 (55 kW) *		595 901 085 <i>G14</i>			590 122 072 <i>F6</i>		017 019AGM 019
			600 402 083 <i>H3</i>	595 402 080 <i>G3</i>			
<b>DUCATO Box (280)</b>	01/82 - 08/90						
1.8 (49 kW) / 2.0 (55/58/62 kW)				574 013 068 <i>E12</i>			086
1.9 D (52 kW) / 1.9 TD (60 kW) / 2.4 D (53 kW) / 2.4 D 4x4 (53/55 kW) / 2.5 TD (68 kW) / 2.5 TD 4x4 (70/68 kW) / 2.5 D (55 kW) / 2.5 D 4x4 (55 kW) *		595 901 085 <i>G14</i>			590 122 072 <i>F6</i>		017 019AGM 019
			600 402 083 <i>H3</i>	595 402 080 <i>G3</i>			
<b>DUCATO Flatbed / Chassis (280)</b>	07/82 - 08/90						
2.0 (55 kW)				574 013 068 <i>E12</i>			086
1.9 D (52 kW) / 1.9 TD (60 kW) / 2.4 TD (68 kW) / 2.5 TD 4x4 (68 kW) / 2.5 D (55 kW) / 2.5 D 4x4 (55 kW) *		595 901 085 <i>G14</i>			590 122 072 <i>F6</i>		017 019AGM 019
			600 402 083 <i>H3</i>	595 402 080 <i>G3</i>			
<b>DUCATO Panorama (290)</b>	01/90 - 05/94						
2.0 (62 kW) / 2.0 4x4 (63 kW) *		570 901 076 <i>E39</i>					096AGM 096
			577 400 078 <i>E44</i>	574 012 068 <i>E11</i>	570 409 064 <i>E13</i>		
1.9 D (52 kW) / 1.9 TD (60 kW) / 2.5 D (55 kW) / 2.5 TD 4x4 (70/70 kW) / 2.5 D 4x4 (55 kW) / 2.5 TD (70 kW) *		595 901 085 <i>G14</i>			590 122 072 <i>F6</i>		017 019AGM 019
			600 402 083 <i>H3</i>	595 402 080 <i>G3</i>			
<b>DUCATO Box (290)</b>	03/89 - 05/94						
2.0 4x4 (63 kW) *		570 901 076 <i>E39</i>					096AGM 096
			577 400 078 <i>E44</i>	574 012 068 <i>E11</i>	570 409 064 <i>E13</i>		
1.9 D (52 kW) / 1.9 TD (60 kW) / 2.5 D 4x4 (55 kW) / 2.5 TD (70 kW) / 2.5 TD 4x4 (70 kW) *		595 901 085 <i>G14</i>			590 122 072 <i>F6</i>		017 019AGM 019
			600 402 083 <i>H3</i>	595 402 080 <i>G3</i>			
2.5 D (55 kW) *		595 901 085 <i>G14</i>					019AGM 019
			600 402 083 <i>H3</i>	595 402 080 <i>G3</i>	570 409 064 <i>E13</i>		096

FORD Adapter/Adattatore/Adaptateur/Adaptador/Адаптер  
 VW Adapter/Adattatore/Adaptateur/Adaptador/Адаптер  
 \* For cars with Start/Stop (Must replace AGM with AGM, EFB with EFB)  
 Please check as 2 different size batteries can be fitted depending on electrical options

		<b>Start Stop Plus / Start Stop</b> ... B51 2 / B60 2	<b>SILVER dynamic</b> ... 316 2	<b>BLUE dynamic</b> ... 313 2	<b>BLACK dynamic</b> ... 312 2		<b>UK</b>
---	---	--	------------------------------------	----------------------------------	-----------------------------------	---	-----------





FIAT							
<b>DUCATO Flatbed / Chassis (290)</b>	03/89 - 05/94						
2.0 (62 kW) / 2.0 4x4 (63 kW) *		570 901 076 E39	577 400 078 E44	574 012 068 E11	570 409 064 E13		096AGM 096
1.9 TD (60 kW) / 2.5 D (55 kW) / 2.5 D 4x4 (55 kW) / 2.5 TD (70 kW) / 2.5 TD 4x4 (70 kW) *		595 901 085 G14	600 402 083 H3	595 402 080 G3	590 122 072 F6		017 019AGM 019
<b>DUCATO Bus (230)</b>	03/94 - 04/02						
2.0 (74 kW) / 2.0 Panorama/Combinato (80 kW) / 2.0 4x4 (80 kW) *		570 901 076 E39	577 400 078 E44	574 012 068 E11	570 409 064 E13		096AGM 096
1.9 D (50 kW) / 1.9 TD (66 kW) / 1.9 D Combinato (51 kW) / 1.9 TD Combinato (59 kW) / 1.9 TD Panorama/Combinato (60 kW) / 2.0 JTD (62 kW) / 2.5 TD (80 kW) / 2.5 TD 4x4 (80/85 kW) / 2.5 D Combinato (62 kW) / 2.5 TDI Panorama/Combinato (80/85 kW) / 2.5 TDI Combinato (80 kW) / 2.5 TDI 4x4 (85 kW) / 2.8 D (64 kW) / 2.8 TDI (90 kW) / 2.8 TDI 4x4 (90 kW) / 2.8 JTD (94 kW) / 2.8 JTD 4x4 (94 kW) *		595 901 085 G14	600 402 083 H3	595 402 080 G3	590 122 072 F6		017 019AGM 019
<b>DUCATO Box (230L)</b>	03/94 - 04/02						
2.0 (74 kW) / 1.9 TD (59 kW) / 2.0 4x4 (80 kW) *		570 901 076 E39	577 400 078 E44	574 012 068 E11	570 409 064 E13		096AGM 096
1.9 D (50 kW) / 1.9 TD (66/60 kW) / 1.9 TD CAT (59 kW) / 2.0 JTD (62 kW) / 2.5 TD (80 kW) / 2.5 TD 4x4 (80 kW) / 2.5 D (62 kW) / 2.5 TDI (80 kW) / 2.5 TDI Maxi (85 kW) / 2.5 TDI 4x4 (85 kW) / 2.8 JTD (94 kW) / 2.8 JTD 4x4 (94 kW) / 2.8 iDTD 4x4 (90 kW) / 2.8 D (64 kW) / 2.8 D 4x4 (64 kW) / 2.8 TDI (90 kW) / 2.8 TDI 4x4 (90 kW) *		595 901 085 G14	600 402 083 H3	595 402 080 G3	590 122 072 F6		017 019AGM 019
2.5 TD 4x4 (85 kW) *		595 901 085 G14	600 402 083 H3	595 402 080 G3 574 012 068 E11	570 409 064 E13		019AGM 019 096
<b>DUCATO Flatbed / Chassis (230)</b>	03/94 - 04/02						
2.0 (80 kW) *		570 901 076 E39	577 400 078 E44	574 012 068 E11	570 409 064 E13		096AGM 096
1.9 D (50 kW) / 1.9 TD (59/66/60 kW) / 1.9 TD CAT (59 kW) / 2.5 D 4x4 (62 kW) / 2.5 TD (80/85 kW) / 2.5 TD 4x4 (80 kW) / 2.5 D (62 kW) / 2.5 TDI (80/85 kW) / 2.5 TDI 4x4 (85 kW) / 2.8 JTD (94/93 kW) / 2.8 TD 4x4 (64 kW) / 2.8 iDTD 4x4 (90 kW) / 2.8 D (64 kW) / 2.8 TDI (90 kW) *		595 901 085 G14	600 402 083 H3	595 402 080 G3	590 122 072 F6		017 019AGM 019
2.5 TD 4x4 (85 kW) *		595 901 085 G14	600 402 083 H3	595 402 080 G3 574 012 068 E11	570 409 064 E13		019AGM 019 096
<b>DUCATO Bus (244, Z_)</b>	04/02 →						
2.0 (81 kW) / 2.0 Bipower (81 kW) / 2.0 4x4 (81 kW) *		570 901 076 E39	577 400 078 E44	574 012 068 E11			096AGM 096
2.0 JTD (62 kW) / 2.3 JTD (81 kW) / 2.8 JTD (94/107 kW) / 2.8 JTD 4x4 (94 kW) / 2.8 TD (90 kW) / 2.8 TD 4x4 (90 kW) *		595 901 085 G14	600 402 083 H3	595 402 080 G3			019AGM 019
<b>DUCATO Box (244)</b>	04/02 →						
2.0 (81 kW) / 2.0 Bipower (81 kW) / 2.0 4x4 (81 kW) *		570 901 076 E39	577 400 078 E44	574 012 068 E11			096AGM 096
2.0 JTD (62 kW) / 2.3 JTD (81 kW) / 2.8 JTD (94 kW) / 2.8 JTD 4x4 (94 kW) / 2.8 TD (90 kW) / 2.8 TD 4x4 (90 kW) / 2.8 JTD Power (107 kW) *		595 901 085 G14	600 402 083 H3	595 402 080 G3			019AGM 019
<b>DUCATO Flatbed / Chassis (244)</b>	04/02 →						
2.0 JTD (62 kW) / 2.3 JTD (81 kW) / 2.8 JTD (94/90 kW) / 2.8 JTD 4x4 (94/90 kW) / 2.8 JTD Power (107 kW) *		595 901 085 G14	600 402 083 H3	595 402 080 G3			019AGM 019

FORD  
VW  
\*  
▲




Adapter/Adattatore/Adaptateur/Adaptador/Адаптер  
Adapter/Adattatore/Adaptateur/Adaptador/Адаптер  
For cars with Start/Stop (Must replace AGM with AGM, EFB with EFB)  
Please check as 2 different size batteries can be fitted depending on electrical options

**VARTA**  
BY JOHNSON CONTROLS



 		<b>Start Stop Plus / Start Stop</b> ... B51 2 / B60 2	<b>SILVER dynamic</b> ... 316 2	<b>BLUE dynamic</b> ... 313 2	<b>BLACK dynamic</b> ... 312 2		<b>UK</b>
<b>FIAT</b>							
<b>DUCATO Bus</b>	07/06 →						
140 Natural Power 3,0 (100 kW) / 100 Multijet 2,2 D (74 kW) / 120 Multijet 2,3 D (88 kW) / 160 Multijet Power 3,0 D (116 kW)			610 402 092 I1				020
<b>DUCATO Box</b>	07/06 →						
100 Multijet 2,2 D (74 kW) / 120 Multijet 2,3 D (88 kW) / 130 Multijet 2,3 D (96 kW) / 160 Multijet Power 3,0 D (116 kW) *		595 901 085 G14	600 402 083 H3	595 402 080 G3			019AGM 019
<b>DUCATO Flatbed / Chassis</b>	07/06 →						
100 Multijet 2,2 D (74 kW) / 120 Multijet 2,3 D (88 kW) / 130 Multijet 2,3 D (96 kW) / 160 Multijet Power 3,0 D (116 kW) *		595 901 085 G14	600 402 083 H3	595 402 080 G3			019AGM 019
<b>TALENTO Bus (290)</b>	03/89 - 03/94						
2.0 (55 kW) *		570 901 076 E39	577 400 078 E44	574 012 068 E11	570 409 064 E13		096AGM 096
1.9 D (52 kW) *		595 901 085 G14	600 402 083 H3	595 402 080 G3	590 122 072 F6		017 019AGM 019
<b>TALENTO Box (290)</b>	03/89 - 03/94						
2.0 (55 kW) *		570 901 076 E39	577 400 078 E44	574 012 068 E11	570 409 064 E13		096AGM 096
1.9 D (52 kW) *		595 901 085 G14	600 402 083 H3	595 402 080 G3	590 122 072 F6		017 019AGM 019
<b>TALENTO Flatbed / Chassis (290)</b>	03/89 - 03/94						
2.0 (55 kW) *		570 901 076 E39	577 400 078 E44	574 012 068 E11	570 409 064 E13		096AGM 096
1.9 D (52 kW) *		595 901 085 G14	600 402 083 H3	595 402 080 G3	590 122 072 F6		017 019AGM 019
<b>238-SERIE</b>	09/66 - 06/82						
1.4 (38 kW)					545 413 040 B20		077
<b>242-SERIE Bus</b>	10/75 - 07/82						
1.6 (46 kW) / 1.9 (51 kW)					545 413 040 B20		077
<b>242-SERIE Box</b>	10/75 - 01/82						
1.6 (46 kW) / 1.9 (51 kW)					545 413 040 B20		077
<b>FORD</b>							
<b>CAPRI III (GECF)</b>	01/78 - 04/87						
1.3 (40 kW) / 1.6 (54 kW) / 2.0 (64/74/66 kW) *			561 400 060 D21	544 402 044 B18	541 400 036 A17	Ford	075 063
2.3 Super (84 kW) / 2.8 Super Injection (118 kW) / 2.8 i Turbo (138 kW) / 3.0 (101 kW) *			561 400 060 D21	560 409 054 D59	553 400 047 C10	Ford	075 065
<b>CORTINA Saloon</b>	09/79 - 08/82						
1.3 (44 kW) *			561 400 060 D21	544 402 044 B18	541 400 036 A17	Ford	075 063
<b>COUGAR (EC_)</b>	08/98 - 12/01						
2.0 16V (96 kW) / 2.5 V6 24V (125/125 kW) / 2.5 ST 200 (151 kW) *			561 400 060 D21	560 409 054 D59	553 400 047 C10		075 065
<b>ESCORT II Estate</b>	04/75 - 07/81						
1.3 (40 kW) *			561 400 060 D21	544 402 044 B18	541 400 036 A17	Ford	075 063
<b>ESCORT III (GAA)</b>	09/80 - 07/86						
1.1 (37 kW) / 1.3 (51 kW) / 1.6 (48/58/71 kW) / 1.6 i (66 kW) / 1.6 XR3i (77/81 kW) / RS 1600i (85 kW) / 1.6 RS Turbo (97 kW) / 1.7 Turbo RS (147 kW) *			561 400 060 D21	544 402 044 B18	541 400 036 A17	Ford	075 063
1.3 (43 kW) *			561 400 060 D21	544 402 044 B18	541 400 036 A17	Ford	075 063

FORD  
 Adapter/Adattatore/Adaptateur/Adaptador/Адаптер  
 Adapter/Adattatore/Adaptateur/Adaptador/Адаптер  
 For cars with Start/Stop (Must replace AGM with AGM, EFB with EFB)  
 \* Please check as 2 different size batteries can be fitted depending on electrical options

		<b>Start Stop Plus / Start Stop</b> ... B51 2 / B60 2	<b>SILVER dynamic</b> ... 316 2	<b>BLUE dynamic</b> ... 313 2	<b>BLACK dynamic</b> ... 312 2		<b>UK</b>
---	---	--	------------------------------------	----------------------------------	-----------------------------------	---	-----------




FORD							
<b>ESCORT III (GAA)</b>	09/80 - 07/86						
1.6 D (40 kW) *			574 402 075 <b>E38</b>	560 409 054 <b>D59</b>		Ford Ford	075 100
<b>ESCORT III Estate (AWA)</b>	09/80 - 12/85						
1.1 (37 kW) / 1.3 (51 kW) / 1.6 (58 kW) / 1.6 D (44 kW) *			561 400 060 <b>D21</b>	544 402 044 <b>B18</b>	541 400 036 <b>A17</b>	Ford Ford	075 063
1.6 D (40 kW) *			574 402 075 <b>E38</b>	560 409 054 <b>D59</b>		Ford Ford	075 100
<b>ESCORT III Convertible (ALD)</b>	09/83 - 12/85						
1.3 (51 kW) / 1.6 (58 kW) / 1.6 i (77 kW) *			561 400 060 <b>D21</b>	544 402 044 <b>B18</b>	541 400 036 <b>A17</b>	Ford Ford	075 063
<b>ESCORT IV (GAF, AWF, ABFT)</b>	10/85 - 10/90						
1.1 (37 kW) / 1.3 (44/51 kW) / 1.3 (46 kW) / 1.4 (51/54/55 kW) / 1.6 (58/65 kW) / 1.6 i (66/75 kW) / 1.6 XR3i (77 kW) / 1.6 Turbo RS (97 kW) *			561 400 060 <b>D21</b>	544 402 044 <b>B18</b>	541 400 036 <b>A17</b>	Ford Ford	075 063
1.6 D (40 kW) / 1.8 D (44 kW) *			574 402 075 <b>E38</b>	560 409 054 <b>D59</b>		Ford Ford	075 100
<b>ESCORT IV Estate (AWF, AVF)</b>	10/85 - 10/90						
1.1 (37 kW) / 1.3 (44/51 kW) / 1.4 (51/54/55 kW) / 1.6 (58/75/77 kW) / 1.6 i (66 kW) *			561 400 060 <b>D21</b>	544 402 044 <b>B18</b>	541 400 036 <b>A17</b>	Ford Ford	075 063
1.6 D (40 kW) / 1.8 D (44 kW) *			574 402 075 <b>E38</b>	560 409 054 <b>D59</b>		Ford Ford	075 100
<b>ESCORT IV Convertible (ALF)</b>	01/86 - 07/90						
1.4 (54 kW) / 1.6 (58 kW) / 1.6 i (66/75 kW) / 1.6 XR3i (77 kW) *			561 400 060 <b>D21</b>	544 402 044 <b>B18</b>	541 400 036 <b>A17</b>	Ford Ford	075 063
<b>ESCORT V (GAL)</b>	07/90 - 12/92						
1.3 (44 kW) / 1.4 (52 kW) / 1.6 (66/77 kW) / 1.8 16V XR3i (77/96 kW) / RS 2000 (110 kW) *			561 400 060 <b>D21</b>	560 409 054 <b>D59</b>	553 400 047 <b>C10</b>	Ford Ford	075 065
1.8 D (44 kW)			574 402 075 <b>E38</b>	572 409 068 <b>E43</b>	570 144 064 <b>E9</b>	Ford	100
<b>ESCORT V Estate (GAL, AVL)</b>	07/90 - 12/92						
1.3 (44 kW) / 1.4 (52 kW) / 1.6 (66/77 kW) / 1.8 16V (77 kW) *			561 400 060 <b>D21</b>	560 409 054 <b>D59</b>	553 400 047 <b>C10</b>	Ford Ford	075 065
1.8 D (44 kW) / 1.8 TD (55 kW)			574 402 075 <b>E38</b>	572 409 068 <b>E43</b>	570 144 064 <b>E9</b>	Ford	100
<b>ESCORT V Convertible (ALL)</b>	07/90 - 12/92						
1.4 (52 kW) / 1.6 (77 kW) / 1.8 16V XR3i (77/96 kW) *			561 400 060 <b>D21</b>	560 409 054 <b>D59</b>	553 400 047 <b>C10</b>	Ford Ford	075 065
<b>ESCORT VI (GAL)</b>	09/92 - 01/95						
1.3 (44 kW) / 1.4 (52/55 kW) / 1.6 i 16V (65/66 kW) / 1.8 i 16V (77 kW) / 1.8 XR3i 16V 4x4 (77/96 kW) / 1.8 16V XR3i (96 kW) / RS 2000 (110 kW) / RS 2000 4x4 (110 kW) / RS Cosworth 4x4 (162 kW) *			561 400 060 <b>D21</b>	560 409 054 <b>D59</b>	553 400 047 <b>C10</b>	Ford Ford	075 065
1.8 D (44 kW) / 1.8 TD (66 kW)			574 402 075 <b>E38</b>	572 409 068 <b>E43</b>	570 144 064 <b>E9</b>	Ford	100
<b>ESCORT VI Saloon (GAL)</b>	08/93 - 01/95						
1.3 (44 kW) / 1.4 (52/55 kW) / 1.6 i 16V (65/66 kW) / 1.8 i 16V (77 kW) *			561 400 060 <b>D21</b>	560 409 054 <b>D59</b>	553 400 047 <b>C10</b>	Ford Ford	075 065
1.8 D (44 kW) / 1.8 TD (66 kW)			574 402 075 <b>E38</b>	572 409 068 <b>E43</b>	570 144 064 <b>E9</b>	Ford	100
<b>ESCORT VI Estate (GAL)</b>	09/92 - 01/95						
1.3 (44 kW) / 1.4 (52/55 kW) / 1.6 i 16V (65/66 kW) / 1.8 i 16V (77/96 kW) *			561 400 060 <b>D21</b>	560 409 054 <b>D59</b>	553 400 047 <b>C10</b>	Ford Ford	075 065
1.8 D (44 kW) / 1.8 TD (66 kW)			574 402 075 <b>E38</b>	572 409 068 <b>E43</b>	570 144 064 <b>E9</b>	Ford	100
<b>ESCORT VI Convertible (ALL)</b>	12/92 - 01/95						
1.4 (52 kW) / 1.4 i (55 kW) / 1.6 i 16V (65 kW) / 1.6 16V XR3i (66 kW) / 1.8 16V XR3i (77/96 kW) *			561 400 060 <b>D21</b>	560 409 054 <b>D59</b>	553 400 047 <b>C10</b>	Ford Ford	075 065
<b>ESCORT VII (GAL, AAL, ABL)</b>	01/95 - 10/98						
1.3 (44 kW) *			561 400 060 <b>D21</b>	560 409 054 <b>D59</b> 544 402 044 <b>B18</b>	541 400 036 <b>A17</b>		075 063

FORD  
VW  
\*  
\*


Adapter/Adattatore/Adaptateur/Adaptador/Адаптер  
Adapter/Adattatore/Adaptateur/Adaptador/Адаптер  
For cars with Start/Stop (Must replace AGM with AGM, EFB with EFB)  
Please check as 2 different size batteries can be fitted depending on electrical options




**VARTA**  
BY JOHNSON CONTROLS

# FORD

		<b>Start Stop Plus / Start Stop</b> ... B51 2 / B60 2	<b>SILVER dynamic</b> ... 316 2	<b>BLUE dynamic</b> ... 313 2	<b>BLACK dynamic</b> ... 312 2		<b>UK</b>
---	---	--	------------------------------------	----------------------------------	-----------------------------------	---	-----------

FORD							
<b>ESCORT VII (GAL, AAL, ABL)</b>	01/95 - 10/98						
1.4 (55 kW) / 1.6 16V (66 kW) / 1.6 16V 4x4 (66 kW) *			561 400 060 <b>D21</b>	560 409 054 <b>D59</b>	553 400 047 <b>C10</b>		075 065
1.6 i 16V (65 kW) *			561 400 060 <b>D21</b>	560 409 054 <b>D59</b>	553 400 047 <b>C10</b>	Ford	075 065
1.8 16V (77 kW) *			574 402 075 <b>E38</b>	560 409 054 <b>D59</b>	553 400 047 <b>C10</b>	Ford Ford	075 100 065
1.8 16V (85 kW) *			574 402 075 <b>E38</b>	560 409 054 <b>D59</b>	553 400 047 <b>C10</b>		075 100 065
RS 2000 (110 kW) / RS 2000 4x4 (110 kW) / RS Cosworth 4x4 (162 kW) *			561 400 060 <b>D21</b> 574 402 075 <b>E38</b>	560 409 054 <b>D59</b> 572 409 068 <b>E43</b>	570 144 064 <b>E9</b> 553 400 047 <b>C10</b>		075 100 065
1.8 D (44 kW) / 1.8 Turbo D (51 kW) / 1.8 TD (66 kW) *			561 400 060 <b>D21</b> 574 402 075 <b>E38</b>	560 409 054 <b>D59</b> 572 409 068 <b>E43</b>	570 144 064 <b>E9</b>		075 100
<b>ESCORT VII Saloon (GAL, AFL)</b>	01/95 - 02/99						
1.3 (44 kW) *			561 400 060 <b>D21</b>	560 409 054 <b>D59</b> 544 402 044 <b>B18</b>	541 400 036 <b>A17</b>		075 063
1.4 (55 kW) / 1.6 i 16V (66 kW) *			561 400 060 <b>D21</b>	560 409 054 <b>D59</b>	553 400 047 <b>C10</b>		075 065
1.6 i 16V (65 kW) *			561 400 060 <b>D21</b>	560 409 054 <b>D59</b>	553 400 047 <b>C10</b>	Ford Ford	075 065
1.8 16V (77 kW) *			561 400 060 <b>D21</b> 574 402 075 <b>E38</b>	560 409 054 <b>D59</b> 572 409 068 <b>E43</b>	570 144 064 <b>E9</b> 553 400 047 <b>C10</b>	Ford Ford	075 100 065
1.8 16V (85 kW) *			574 402 075 <b>E38</b>	560 409 054 <b>D59</b>	553 400 047 <b>C10</b>		075 100 065
1.8 D (44 kW) / 1.8 Turbo D (51 kW) / 1.8 TD (66 kW) *			561 400 060 <b>D21</b> 574 402 075 <b>E38</b>	560 409 054 <b>D59</b> 572 409 068 <b>E43</b>	570 144 064 <b>E9</b>		075 100
<b>ESCORT VII Estate (GAL, ANL)</b>	01/95 - 02/99						
1.3 (44 kW) *			561 400 060 <b>D21</b>	560 409 054 <b>D59</b> 544 402 044 <b>B18</b>	541 400 036 <b>A17</b>		075 063
1.4 (55 kW) / 1.6 16V (66 kW) *			561 400 060 <b>D21</b>	560 409 054 <b>D59</b>	553 400 047 <b>C10</b>		075 065
1.6 i 16V (65 kW) *			561 400 060 <b>D21</b>	560 409 054 <b>D59</b>	553 400 047 <b>C10</b>	Ford Ford	075 065
1.8 16V (77 kW) *			574 402 075 <b>E38</b>	560 409 054 <b>D59</b> 572 409 068 <b>E43</b>	570 144 064 <b>E9</b> 553 400 047 <b>C10</b>	Ford Ford	075 100 065
1.8 16V (85 kW) *			561 400 060 <b>D21</b> 574 402 075 <b>E38</b>	560 409 054 <b>D59</b> 572 409 068 <b>E43</b>	570 144 064 <b>E9</b> 553 400 047 <b>C10</b>		075 100 065
1.8 D (44 kW) / 1.8 Turbo D (51 kW) / 1.8 TD (66 kW) *			561 400 060 <b>D21</b> 574 402 075 <b>E38</b>	560 409 054 <b>D59</b> 572 409 068 <b>E43</b>	570 144 064 <b>E9</b>		075 100
<b>ESCORT VII Convertible (ALL)</b>	02/95 - 08/00						
1.4 (55 kW) / 1.6 16V XR3i (65/66 kW) *			561 400 060 <b>D21</b>	560 409 054 <b>D59</b>	553 400 047 <b>C10</b>		075 065
1.8 16V XR3i (77 kW) *			561 400 060 <b>D21</b> 574 402 075 <b>E38</b>	560 409 054 <b>D59</b> 572 409 068 <b>E43</b>	570 144 064 <b>E9</b> 553 400 047 <b>C10</b>		075 100 065
1.8 16V XR3i (96 kW) *			574 402 075 <b>E38</b>	560 409 054 <b>D59</b> 572 409 068 <b>E43</b>	570 144 064 <b>E9</b> 553 400 047 <b>C10</b>		075 100 065
1.8 Turbo D (51 kW) / 1.8 TD (66 kW) *			561 400 060 <b>D21</b> 574 402 075 <b>E38</b>	560 409 054 <b>D59</b> 572 409 068 <b>E43</b>	570 144 064 <b>E9</b>		075 100
<b>ESCORT CLASSIC (AAL, ABL)</b>	10/98 - 07/00						
1.6 16V (66 kW) *			561 400 060 <b>D21</b>	560 409 054 <b>D59</b>	553 400 047 <b>C10</b>		075 065
1.8 TD (66 kW) *			561 400 060 <b>D21</b> 574 402 075 <b>E38</b>	560 409 054 <b>D59</b> 572 409 068 <b>E43</b>	570 144 064 <b>E9</b>		075 100

FORD  
  
 Adapter/Adattatore/Adaptateur/Adaptador/Адаптер  
 Adapter/Adattatore/Adaptateur/Adaptador/Адаптер  
 For cars with Start/Stop (Must replace AGM with AGM, EFB with EFB)  
 \* Please check as 2 different size batteries can be fitted depending on electrical options

		<b>Start Stop Plus / Start Stop</b> ... B51 2 / B60 2	<b>SILVER dynamic</b> ... 316 2	<b>BLUE dynamic</b> ... 313 2	<b>BLACK dynamic</b> ... 312 2		<b>UK</b>
---	---	--	------------------------------------	----------------------------------	-----------------------------------	---	-----------




FORD							
<b>ESCORT CLASSIC Turnier (ANL)</b>	02/99 - 07/00						
1.6 16V (66 kW) *			561 400 060 D21	560 409 054 D59	553 400 047 C10		075 065
1.8 TD (66 kW) *			561 400 060 D21 574 402 075 E38	560 409 054 D59 572 409 068 E43	570 144 064 E9		075 100
<b>ESCORT '81 Express (AVA)</b>	01/81 - 02/86						
1.1 (37 kW) / 1.3 (51 kW) / 1.6 (61 kW) *			561 400 060 D21	544 402 044 B18	541 400 036 A17	Ford	075 063
1.6 D (40 kW) *			574 402 075 E38	560 409 054 D59		Ford	075 100
<b>ESCORT '86 Express (AVF)</b>	02/86 - 07/90						
1.1 (37 kW) / 1.3 (44/46 kW) / 1.4 i (54 kW) / 1.6 (60 kW) *			561 400 060 D21	560 409 054 D59 544 402 044 B18	541 400 036 A17	Ford	075 063
1.6 D (40 kW) / 1.8 D (44 kW) *			561 400 060 D21 574 402 075 E38	560 409 054 D59 572 409 068 E43	570 144 064 E9	Ford	075 100
<b>ESCORT '91 Express (AVL)</b>	07/90 - 12/94						
1.3 (46 kW) / 1.4 (52 kW) *			561 400 060 D21	560 409 054 D59	553 400 047 C10	Ford	075 065
1.8 D (44 kW) *			561 400 060 D21 574 402 075 E38	560 409 054 D59 572 409 068 E43	570 144 064 E9	Ford	075 100
<b>ESCORT '95 Box (AVL)</b>	01/95 →						
1.4 (54 kW) *			561 400 060 D21	560 409 054 D59	553 400 047 C10		075 065
1.8 D (44 kW) / 1.8 Turbo D (51 kW) *			561 400 060 D21 574 402 075 E38	560 409 054 D59 572 409 068 E43	570 144 064 E9		075 100
<b>FIESTA I (GFBT)</b>	05/76 - 08/83						
0.9 (29 kW) / 1.1 (39 kW) / 1.1 (40 kW) / 1.3 (49 kW) / 1.6 XR2 (62/71 kW) *			561 400 060 D21	560 409 054 D59 544 402 044 B18	541 400 036 A17	Ford	075 063
<b>FIESTA II (FBD)</b>	09/83 - 11/89						
1.0 (33 kW) / 1.1 (36/37 kW) / 1.3 (51 kW) / 1.3 (51 kW) / 1.4 (51 kW) / 1.4 (52/54/55 kW) *			561 400 060 D21	560 409 054 D59 544 402 044 B18	541 400 036 A17	Ford	075 063
1.3 (44 kW) / 1.6 (58 kW) *			561 400 060 D21	560 409 054 D59 544 402 044 B18	541 400 036 A17	Ford	075 063
1.6 XR2 (70 kW) *			561 400 060 D21	544 402 044 B18	541 400 036 A17	Ford	075 063
1.6 D (40 kW) *			561 400 060 D21 574 402 075 E38	560 409 054 D59 572 409 068 E43	570 144 064 E9	Ford	075 100
<b>FIESTA III (GFJ)</b>	01/89 - 01/97						
1.0 (33 kW) / 1.1 (37/40 kW) / 1.3 (44/44 kW) / 1.3 CAT (44 kW) / 1.4 (52/54/55 kW) / 1.4 CAT (54 kW) / 1.6 (66 kW) *			561 400 060 D21	560 409 054 D59 544 402 044 B18	541 400 036 A17	Ford	075 063
1.6 (65 kW) / 1.6 i 16V (65 kW) / 1.6 XR2i (76/81 kW) / 1.6 Turbo (96 kW) / 1.8 16V (77 kW) / 1.8 XR2i 16V (96 kW) *			561 400 060 D21	560 409 054 D59	553 400 047 C10	Ford	075 065
1.8 D (44 kW) / 1.8 TD (57 kW)			574 402 075 E38	572 409 068 E43	570 144 064 E9	Ford	100
<b>FIESTA IV (JA_, JB_)</b>	08/95 - 01/02						
1.0 i (38 kW) / 1.1 (37 kW) / 1.25 i 16V (55 kW) / 1.3 i (37/44 kW) *			561 400 060 D21	560 409 054 D59 544 402 044 B18	541 400 036 A17		075 063
1.4 i 16V (66 kW) / 1.6 16V Sport (76 kW) *			561 400 060 D21	560 409 054 D59	553 400 047 C10		075 065
1.8 D (44 kW) / 1.8 DI (55 kW) *			574 402 075 E38	560 409 054 D59			075 100
<b>FIESTA V (JH_, JD_)</b>	11/01 →						
1.25 16V (51 kW) / 1.3 (44/51 kW) / 1.4 16V (59 kW) *			561 400 060 D21	544 402 044 B18			075 063
1.6 16V (74 kW) / ST150 (110 kW)			561 400 060 D21	560 409 054 D59			075
1.4 TDCi (50 kW) / 1.6 TDCi (66 kW) *			574 402 075 E38	560 409 054 D59			075 100
<b>FIESTA VI</b>	10/08 →						
1.25 (44 kW) / 1.4 (71 kW) / 1.6 Ti (88 kW) *			561 400 060 D21	544 402 044 B18		Ford	075 063
1.4 TDCi (50 kW) / 1.6 TDCi (55/66 kW)			561 400 060 D21	560 409 054 D59		Ford	075

FORD  
VW  
\*  
▲


Adapter/Adattatore/Adaptateur/Adaptador/Адаптер  
Adapter/Adattatore/Adaptateur/Adaptador/Адаптер  
For cars with Start/Stop (Must replace AGM with AGM, EFB with EFB)  
Please check as 2 different size batteries can be fitted depending on electrical options




**VARTA**  
BY JOHNSON CONTROLS

# FORD

		<b>Start Stop Plus / Start Stop</b> ... B51 2 / B60 2	<b>SILVER dynamic</b> ... 316 2	<b>BLUE dynamic</b> ... 313 2	<b>BLACK dynamic</b> ... 312 2		<b>UK</b>
---	---	--	------------------------------------	----------------------------------	-----------------------------------	---	-----------

FORD							
<b>FIESTA Box (WFVT)</b>	05/76 - 11/86						
1.0 (29 kW) / 1.1 (39 kW) *			561 400 060 <b>D21</b>	544 402 044 <b>B18</b>	541 400 036 <b>A17</b>	Ford	075 063
<b>FIESTA Box (FVD)</b>	03/83 - 12/95						
1.0 (33 kW) / 1.3 (40 kW) / 1.4 (52 kW) *			561 400 060 <b>D21</b>	544 402 044 <b>B18</b>	541 400 036 <b>A17</b>	Ford	075 063
1.8 D (43 kW) / 1.6 D (40 kW) / 1.8 TD (55 kW) *			574 402 075 <b>E38</b>	560 409 054 <b>D59</b>		Ford	075 100
<b>FIESTA Box (F3L, F5L)</b>	07/91 - 02/96						
1.3 (44 kW) *			561 400 060 <b>D21</b>	544 402 044 <b>B18</b>	541 400 036 <b>A17</b>	Ford	075 063
1.8 D (44 kW) / 1.8 TD (55 kW) *			574 402 075 <b>E38</b>	560 409 054 <b>D59</b>		Ford	075 100
<b>FIESTA Box (J5_, J3_)</b>	02/96 →						
1.3 (44 kW) *			561 400 060 <b>D21</b>	544 402 044 <b>B18</b>	541 400 036 <b>A17</b>		075 063
1.4 i (66 kW) *			561 400 060 <b>D21</b>	560 409 054 <b>D59</b>	553 400 047 <b>C10</b>		075 065
1.8 D (44 kW) / 1.8 DI (55 kW) *			574 402 075 <b>E38</b>	560 409 054 <b>D59</b>			075 100
<b>COURIER Pickup</b>	06/99 - 02/02						
1.8 D (44 kW)			574 402 075 <b>E38</b>	572 409 068 <b>E43</b>	570 144 064 <b>E9</b>		100
<b>FIESTA Box (JV_)</b>	05/98 →						
D 1.8 (44 kW) / TD 1.8 (55 kW) *			574 402 075 <b>E38</b>	560 409 054 <b>D59</b>			075 100
<b>FIESTA Van</b>	10/03 →						
1.3 (51 kW) *			561 400 060 <b>D21</b>	544 402 044 <b>B18</b>		Ford	075 063
1.4 TDCi (50 kW)			561 400 060 <b>D21</b>	560 409 054 <b>D59</b>		Ford	075
<b>FOCUS (DAW, DBW)</b>	10/98 - 11/04						
1.4 16V (55 kW) / 1.6 16V (74 kW) / 1.6 16V Flexifuel (75 kW) *			561 400 060 <b>D21</b>	544 402 044 <b>B18</b>	541 400 036 <b>A17</b>		075 063
1.8 16V (85 kW) / 2.0 16V (96 kW) *			561 400 060 <b>D21</b>	560 409 054 <b>D59</b>	553 400 047 <b>C10</b>		075 065
ST170 (127 kW) / RS (158 kW) *			574 402 075 <b>E38</b>	560 409 054 <b>D59</b>			075 100
1.8 DI / TDDi (55 kW) / 1.8 Turbo DI / TDDi (66 kW) / 1.8 TDCi (74/85 kW)			574 402 075 <b>E38</b>	572 409 068 <b>E43</b>	570 144 064 <b>E9</b>		100
<b>FOCUS Saloon (DFW)</b>	02/99 - 03/05						
1.4 16V (55 kW) / 1.6 16V (74 kW) *			561 400 060 <b>D21</b>	544 402 044 <b>B18</b>	541 400 036 <b>A17</b>		075 063
1.8 16V (85 kW) / 2.0 16V (96 kW) *			561 400 060 <b>D21</b>	560 409 054 <b>D59</b>	553 400 047 <b>C10</b>		075 065
1.8 TDdi (55 kW) / 1.8 Turbo DI / TDDi (66 kW) / 1.8 TDCi (74/85 kW)			574 402 075 <b>E38</b>	572 409 068 <b>E43</b>			100
<b>FOCUS Estate (DNW)</b>	02/99 - 11/04						
1.4 16V (55 kW) / 1.6 16V Flexifuel (75 kW) *			561 400 060 <b>D21</b>	544 402 044 <b>B18</b>	541 400 036 <b>A17</b>		075 063
1.6 16V (74 kW)			574 402 075 <b>E38</b>	572 409 068 <b>E43</b>			100
1.8 16V (85 kW) / 2.0 16V (96 kW) *			561 400 060 <b>D21</b>	560 409 054 <b>D59</b>	553 400 047 <b>C10</b>		075 065
ST170 (127 kW) *			574 402 075 <b>E38</b>	560 409 054 <b>D59</b>			075 100
1.8 DI / TDDi (55 kW) / 1.8 Turbo DI / TDDi (66 kW) / 1.8 TDCi (74/85 kW)			574 402 075 <b>E38</b>	572 409 068 <b>E43</b>	570 144 064 <b>E9</b>		100
1.8 BiFuel (82 kW)			561 400 060 <b>D21</b>	560 409 054 <b>D59</b>			075
<b>FOCUS C-MAX</b>	10/03 - 03/07						
1.6 (74 kW) / 1.6 Ti (85 kW)			561 400 060 <b>D21</b>	560 409 054 <b>D59</b>			075

FORD  
 VW  
  
 \* Adapter/Adattatore/Adaptateur/Adaptador/Адаптер  
 Adapter/Adattatore/Adaptateur/Adaptador/Адаптер  
 For cars with Start/Stop (Must replace AGM with AGM, EFB with EFB)  
 Please check as 2 different size batteries can be fitted depending on electrical options

		<b>Start Stop Plus / Start Stop</b> ... B51 2 / B60 2	<b>SILVER dynamic</b> ... 316 2	<b>BLUE dynamic</b> ... 313 2	<b>BLACK dynamic</b> ... 312 2		<b>UK</b>
<b>FORD</b>							
<b>FOCUS C-MAX</b>	10/03 - 03/07						
1.8 (88 kW) / 1.8 Flexifuel (92 kW) / 2.0 (107 kW) *			574 402 075 <b>E38</b>	560 409 054 <b>D59</b>			075 100
1.6 TDCi (66 kW) / 1.8 TDCi (85 kW) / 2.0 TDCi (100 kW)			574 402 075 <b>E38</b>	572 409 068 <b>E43</b>			100
<b>C-MAX</b>	02/07 →						
1.6 (74 kW) / 1.8 (92 kW) / 1.8 Flexifuel (92 kW) / 2.0 (107 kW)			561 400 060 <b>D21</b>	560 409 054 <b>D59</b>			075
1.6 TDCi (66 kW) / 2.0 TDCi (81/100 kW)			574 402 075 <b>E38</b>	572 409 068 <b>E43</b>			100
1.8 TDCi (85 kW)			574 402 075 <b>E38</b>	572 409 068 <b>E43</b>			100
<b>FOCUS II (DA_)</b>	11/04 →						
1.4 (59 kW) / 1.6 (74 kW) / 1.6 Ti (85 kW)			561 400 060 <b>D21</b>	560 409 054 <b>D59</b>			075
1.8 (92 kW)			561 400 060 <b>D21</b>	560 409 054 <b>D59</b>			075
1.8 Flexifuel (92 kW) / 2.0 (107 kW) / 2.5 ST (166 kW) *			574 402 075 <b>E38</b>	560 409 054 <b>D59</b>			075 100
2.5 RS (224 kW) / 2.0 TDCi (81 kW)			574 402 075 <b>E38</b>	572 409 068 <b>E43</b>			100
1.6 TDCi (66 kW) / 1.8 TDCi (85 kW) / 2.0 TDCi (100 kW)			574 402 075 <b>E38</b>	572 409 068 <b>E43</b>			100
<b>FOCUS II Saloon (DA_)</b>	04/05 →						
1.4 (59 kW) / 1.6 (74 kW) / 1.6 Ti (85 kW) / 1.8 Flexifuel (92/96 kW)			561 400 060 <b>D21</b>	560 409 054 <b>D59</b>			075
1.8 (92 kW)			561 400 060 <b>D21</b>	560 409 054 <b>D59</b>			075
2.0 (107 kW) *			574 402 075 <b>E38</b>	560 409 054 <b>D59</b>			075 100
1.6 TDCi (66 kW) / 1.8 TDCi (85 kW) / 2.0 TDCi (100 kW)			574 402 075 <b>E38</b>	572 409 068 <b>E43</b>			100
2.0 TDCi (81 kW)			574 402 075 <b>E38</b>	572 409 068 <b>E43</b>			100
<b>FOCUS II Turnier (DAW_)</b>	11/04 →						
1.4 (59 kW) / 1.6 (74 kW) / 1.6 Ti (85 kW) / 1.8 Flexifuel (92/97 kW)			561 400 060 <b>D21</b>	560 409 054 <b>D59</b>			075
1.8 (92 kW)			561 400 060 <b>D21</b>	560 409 054 <b>D59</b>			075
2.0 (107 kW) *			574 402 075 <b>E38</b>	560 409 054 <b>D59</b>			075 100
1.6 TDCi (66 kW) / 1.8 TDCi (85 kW) / 2.0 TDCi (100 kW)			574 402 075 <b>E38</b>	572 409 068 <b>E43</b>			100
2.0 TDCi (81 kW)			574 402 075 <b>E38</b>	572 409 068 <b>E43</b>			100
<b>FUSION (JU_)</b>	08/02 →						
1.25 (55 kW) / 1.3 (44 kW) / 1.4 (59 kW) *			561 400 060 <b>D21</b>	544 402 044 <b>B18</b>			075 063
1.6 (74 kW)			561 400 060 <b>D21</b>	560 409 054 <b>D59</b>			075
1.4 TDCi (50 kW) / 1.6 TDCi (66 kW) *			574 402 075 <b>E38</b>	560 409 054 <b>D59</b>			075 100
<b>GALAXY (WGR)</b>	03/95 - 05/06						
2.0 i (85 kW) / 2.3 16V (107 kW) / 2.3 4x4 (107 kW) *		570 901 076 <b>E39</b>	577 400 078 <b>E44</b>	560 408 054 <b>D24</b>	556 400 048 <b>C14</b>		027 096AGM 096
2.3 16V (103 kW) *		570 901 076 <b>E39</b>	577 400 078 <b>E44</b>	560 408 054 <b>D24</b>			027 096AGM 096
2.8 i V6 (128 kW) / 2.8 i V6 4x4 (128 kW) *			600 402 083 <b>H3</b>	595 402 080 <b>G3</b>	590 122 072 <b>F6</b>	VW VW	017 019
2.8 V6 (150 kW) / 1.9 TDI (85/96/110 kW) *		595 901 085 <b>G14</b>	600 402 083 <b>H3</b>	595 402 080 <b>G3</b>			019AGM 019
1.9 TDI (66 kW) *		595 901 085 <b>G14</b>	600 402 083 <b>H3</b>	595 402 080 <b>G3</b>	590 122 072 <b>F6</b>		017 019AGM 019
1.9 TDI (81 kW) *			600 402 083 <b>H3</b>	595 402 080 <b>G3</b>	590 122 072 <b>F6</b>		017 019
<b>GALAXY</b>	05/06 →						
2.0 Flexifuel (107 kW)			561 400 060 <b>D21</b>	560 409 054 <b>D59</b>			075




F

FORD  
VW  
△  
\*


Adapter/Adattatore/Adaptateur/Adaptador/Адаптер  
Adapter/Adattatore/Adaptateur/Adaptador/Адаптер  
For cars with Start/Stop (Must replace AGM with AGM, EFB with EFB)  
Please check as 2 different size batteries can be fitted depending on electrical options




**VARTA**  
BY JOHNSON CONTROLS

# FORD

		<b>Start Stop Plus / Start Stop</b> ... B51 2 / B60 2	<b>SILVER dynamic</b> ... 316 2	<b>BLUE dynamic</b> ... 313 2	<b>BLACK dynamic</b> ... 312 2		<b>UK</b>
---	---	--	------------------------------------	----------------------------------	-----------------------------------	---	-----------

FORD							
<b>GALAXY</b>	05/06 →						
2.3 (118 kW) *			574 402 075 E38	560 409 054 D59			075 100
1.8 TDCi (92 kW) / 2.0 TDCi (85 kW)			585 200 080 F18	580 406 074 F17			110
2.2 TDCi (129 kW) *			585 200 080 F18				110 100
				572 409 068 E43			
<b>GRANADA (GU)</b>	08/77 - 08/85						
1.6 (55 kW) / 1.7 (51/54 kW) / 2.0 (66/74/77 kW) / 2.3 (82/84 kW) *			574 402 075 E38	560 409 054 D59			Ford 075 Ford 100 Ford 065
					553 400 047 C10		
2.8 (97 kW) / 2.8 i (108/110/118 kW) / 1.9 D (40 kW) / 2.1 D (46 kW) / 2.5 D (51 kW)			574 402 075 E38	572 409 068 E43	570 144 064 E9		Ford 100
<b>GRANADA Estate (GNU)</b>	08/77 - 08/85						
1.7 (54 kW) / 2.0 (66/74/77 kW) / 2.3 (82/84 kW) *			561 400 060 D21 574 402 075 E38	560 409 054 D59 572 409 068 E43	570 144 064 E9 553 400 047 C10		Ford 075 Ford 100 Ford 065
2.8 (97 kW) / 2.8 i (108/110/118 kW) / 2.5 D (51 kW)			574 402 075 E38	572 409 068 E43	570 144 064 E9		Ford 100
<b>KA (RB_)</b>	09/96 - 11/08						
1.0 i (38 kW) / 1.3 i (36/37/44/51 kW) / 1.6 i (70 kW)			552 401 052 C6	544 402 044 B18	541 400 036 A17		063
<b>KUGA</b>	03/08 →						
2.5 4x4 (147 kW)			574 402 075 E38	572 409 068 E43			100
2.0 TDCi (100 kW) / 2.0 TDCi 4x4 (100 kW)			574 402 075 E38	572 409 068 E43			100
<b>MAVERICK (UDS, UNS)</b>	02/93 - 04/98						
2.4 i (85 kW) / 2.7 TD (74/92 kW)					595 405 083 G8		334
<b>MAVERICK</b>	02/01 →						
2.0 16V (91 kW) / 2.3 16V (110 kW) / 3.0 V6 24V (145 kW) / 3.0 24V (149 kW)			563 400 061 D15	560 408 054 D24			027
<b>MONDEO I (GBP)</b>	02/93 - 08/96						
1.6 i 16V (65 kW) *			561 400 060 D21	560 409 054 D59			075 065
					553 400 047 C10		
1.8 i 16V (82 kW) / 2.0 i 16V (97/100 kW) / 2.0 i 16V 4x4 (97 kW) / 2.5 i 24V (125 kW) *			561 400 060 D21 574 402 075 E38	560 409 054 D59 572 409 068 E43	570 144 064 E9 553 400 047 C10		075 100 065
1.8 i 16V 4x4 (85 kW) *			574 402 075 E38	560 409 054 D59			075 100 065
					553 400 047 C10		
1.8 TD (65 kW) *				560 409 054 D59 572 409 068 E43	570 144 064 E9		075 100
<b>MONDEO I Saloon (GBP)</b>	02/93 - 08/96						
1.6 i 16V (65 kW) *			561 400 060 D21	560 409 054 D59			075 065
					553 400 047 C10		
1.8 i 16V (82 kW) / 1.8 4x4 (85 kW) / 2.0 i 16V 4x4 (97 kW) / 2.0 i 16V (100 kW) / 2.5 i 24V (125 kW) *			561 400 060 D21 574 402 075 E38	560 409 054 D59 572 409 068 E43	570 144 064 E9 553 400 047 C10		075 100 065
1.8 TD (65 kW) *				560 409 054 D59 572 409 068 E43	570 144 064 E9		075 100
<b>MONDEO I Estate (BNP)</b>	01/93 - 08/96						
1.6 i 16V (65 kW) *			561 400 060 D21	560 409 054 D59			075 065
					553 400 047 C10		
1.8 i 16V (82 kW) / 1.8 i 16V 4x4 (85 kW) / 2.0 i 16V 4x4 (97/100 kW) / 2.0 i 16V (100 kW) / 2.5 i 24V (125 kW) *			561 400 060 D21 574 402 075 E38	560 409 054 D59 572 409 068 E43	570 144 064 E9 553 400 047 C10		075 100 065
2.0 i 16V (97 kW) *			561 400 060 D21 574 402 075 E38	572 409 068 E43	570 144 064 E9		075 100
1.8 TD (65 kW) *			561 400 060 D21 574 402 075 E38	560 409 054 D59 572 409 068 E43	570 144 064 E9		075 100
<b>MONDEO II (BAP)</b>	09/96 - 11/00						
1.6 i (66 kW) / 1.6 i 16V (70 kW) / 1.8 i (85 kW) / 2.0 i (96 kW) *			561 400 060 D21	560 409 054 D59			075 065
					553 400 047 C10		

FORD  
 Adapter/Adattatore/Adaptateur/Adaptador/Адаптер  
 Adapter/Adattatore/Adaptateur/Adaptador/Адаптер  
 For cars with Start/Stop (Must replace AGM with AGM, EFB with EFB)  
 \* Please check as 2 different size batteries can be fitted depending on electrical options

		<b>Start Stop Plus / Start Stop</b> ... B51 2 / B60 2	<b>SILVER dynamic</b> ... 316 2	<b>BLUE dynamic</b> ... 313 2	<b>BLACK dynamic</b> ... 312 2		<b>UK</b>
<b>FORD</b>							
<b>MONDEO II (BAP)</b>	09/96 - 11/00						
2.5 24V (125 kW) / 2.5 ST 200 (151 kW) *			561 400 060 <i>D21</i> 574 402 075 <i>E38</i>	560 409 054 <i>D59</i> 572 409 068 <i>E43</i>			075 100
1.8 TD (66 kW) *			561 400 060 <i>D21</i> 574 402 075 <i>E38</i>	560 409 054 <i>D59</i> 572 409 068 <i>E43</i>	570 144 064 <i>E9</i>		075 100
<b>MONDEO II Saloon (BFP)</b>	09/96 - 11/00						
1.6 i (66 kW) / 1.6 i 16V (70 kW) / 1.8 i (85 kW) / 2.0 i (96 kW) *			561 400 060 <i>D21</i>	560 409 054 <i>D59</i>	553 400 047 <i>C10</i>		075 065
2.5 24V (125 kW) / 2.5 ST 200 (151 kW) *			561 400 060 <i>D21</i> 574 402 075 <i>E38</i>	560 409 054 <i>D59</i> 572 409 068 <i>E43</i>			075 100
1.8 TD (66 kW) *			574 402 075 <i>E38</i>	560 409 054 <i>D59</i> 572 409 068 <i>E43</i>	570 144 064 <i>E9</i>		075 100
<b>MONDEO II Estate (BNP)</b>	09/96 - 11/00						
1.6 i (66 kW) / 1.6 i 16V (70 kW) / 1.8 i (85 kW) / 2.0 i (96 kW) *			561 400 060 <i>D21</i>	560 409 054 <i>D59</i>	553 400 047 <i>C10</i>		075 065
2.5 24V (125 kW) / 2.5 ST 200 (151 kW) *			561 400 060 <i>D21</i> 574 402 075 <i>E38</i>	560 409 054 <i>D59</i> 572 409 068 <i>E43</i>			075 100
1.8 TD (66 kW) *			561 400 060 <i>D21</i> 574 402 075 <i>E38</i>	560 409 054 <i>D59</i> 572 409 068 <i>E43</i>	570 144 064 <i>E9</i>		075 100
<b>MONDEO III (B5Y)</b>	11/00 - 08/07						
1.8 16V (81 kW) / 1.8 SCi (96 kW) / 2.0 16V (107 kW) *			561 400 060 <i>D21</i>	560 409 054 <i>D59</i> 544 402 044 <i>B18</i>			075 063
2.5 V6 24V (125 kW)			561 400 060 <i>D21</i>	560 409 054 <i>D59</i>			075
3.0 V6 24V (150 kW) / ST220 (166 kW) *			561 400 060 <i>D21</i> 574 402 075 <i>E38</i>	560 409 054 <i>D59</i> 572 409 068 <i>E43</i>			075 100
2.0 16V DI / TDDi / TDCi (66 kW) / 2.0 16V TDDi / TDCi (85 kW) / 2.0 TDCi (92/96 kW) / 2.2 TDCi (114 kW)			574 402 075 <i>E38</i>	572 409 068 <i>E43</i>			100
<b>MONDEO III Saloon (B4Y)</b>	11/00 - 08/07						
1.8 16V (81 kW) / 1.8 SCi (96 kW) / 2.0 16V (107 kW) *			561 400 060 <i>D21</i>	560 409 054 <i>D59</i> 544 402 044 <i>B18</i>			075 063
2.5 V6 24V (125 kW)			561 400 060 <i>D21</i>	560 409 054 <i>D59</i>			075
3.0 V6 24V (150 kW) / ST220 (166 kW) *			574 402 075 <i>E38</i>	560 409 054 <i>D59</i> 572 409 068 <i>E43</i>			075 100
2.0 16V DI / TDDi / TDCi (66 kW) / 2.0 16V TDDi / TDCi (85 kW) / 2.0 TDCi (92/96 kW) / 2.2 TDCi (114 kW)			574 402 075 <i>E38</i>	572 409 068 <i>E43</i>			100
<b>MONDEO III Estate (BWY)</b>	11/00 - 08/07						
1.8 16V (81 kW) / 1.8 SCi (96 kW) / 2.0 16V (107 kW) *			561 400 060 <i>D21</i>	560 409 054 <i>D59</i> 544 402 044 <i>B18</i>			075 063
2.5 V6 24V (125 kW)			561 400 060 <i>D21</i>	560 409 054 <i>D59</i>			075
3.0 V6 24V (150 kW) / ST220 (166 kW) *			574 402 075 <i>E38</i>	560 409 054 <i>D59</i> 572 409 068 <i>E43</i>			075 100
2.0 16V DI / TDDi / TDCi (66 kW) / 2.0 16V TDDi / TDCi (85 kW) / 2.0 TDCi (96 kW) / 2.2 TDCi (114 kW)			574 402 075 <i>E38</i>	572 409 068 <i>E43</i>			100
<b>MONDEO IV</b>	03/07 →						
1.6 Ti (81 kW) *			561 400 060 <i>D21</i>	560 409 054 <i>D59</i> 544 402 044 <i>B18</i>			075 063
2.0 (107 kW) *			574 402 075 <i>E38</i>	560 409 054 <i>D59</i> 572 409 068 <i>E43</i>			075 100
2.0 Flexifuel (107 kW) *			574 402 075 <i>E38</i>	560 409 054 <i>D59</i>			075 100
2.3 (118 kW) / 2.5 (162 kW) / 1.8 TDCi (74 kW) / 2.0 TDCi (85/96/103 kW)			574 402 075 <i>E38</i>	572 409 068 <i>E43</i>			100
1.8 TDCi (92 kW)			574 402 075 <i>E38</i>	572 409 068 <i>E43</i>			100
2.2 TDCi (129 kW) *			585 200 080 <i>F18</i> 574 402 075 <i>E38</i>	580 406 074 <i>F17</i> 572 409 068 <i>E43</i>			110 100
<b>MONDEO IV Saloon</b>	03/07 →						
1.6 Ti (81 kW) / 2.0 Flexifuel (107 kW) *			574 402 075 <i>E38</i>	560 409 054 <i>D59</i>			075 100

F




FORD  
VW  
▲  
\*

Adapter/Adattatore/Adaptateur/Adaptador/Адаптер  
Adapter/Adattatore/Adaptateur/Adaptador/Адаптер  
For cars with Start/Stop (Must replace AGM with AGM, EFB with EFB)  
Please check as 2 different size batteries can be fitted depending on electrical options

**VARTA**  
BY JOHNSON CONTROLS






# FORD

		<b>Start Stop Plus / Start Stop</b> ... B51 2 / B60 2	<b>SILVER dynamic</b> ... 316 2	<b>BLUE dynamic</b> ... 313 2	<b>BLACK dynamic</b> ... 312 2		<b>UK</b>
<b>FORD</b>							
<b>MONDEO IV Saloon</b>	03/07 →						
2.0 (107 kW) *			561 400 060 <i>D21</i> 574 402 075 <i>E38</i>	560 409 054 <i>D59</i> 572 409 068 <i>E43</i>			075 100
2.3 (118 kW) / 2.5 (162 kW) / 2.0 TDCi (85/96/103 kW)			574 402 075 <i>E38</i>	572 409 068 <i>E43</i>			100
1.8 TDCi (74 kW)			574 402 075 <i>E38</i>	572 409 068 <i>E43</i>			100
2.2 TDCi (129 kW) *			585 200 080 <i>F18</i> 574 402 075 <i>E38</i>	580 406 074 <i>F17</i> 572 409 068 <i>E43</i>			110 100
<b>MONDEO IV Turnier</b>	03/07 →						
1.6 Ti (81 kW) *			561 400 060 <i>D21</i>	560 409 054 <i>D59</i> 544 402 044 <i>B18</i>			075 063
2.0 (107 kW) *			574 402 075 <i>E38</i>	560 409 054 <i>D59</i> 572 409 068 <i>E43</i>			075 100
2.0 Flexifuel (107 kW) *			574 402 075 <i>E38</i>	560 409 054 <i>D59</i>			075 100
2.3 (118 kW) / 2.5 (162 kW) / 1.8 TDCi (74 kW) / 2.0 TDCi (85/96/103 kW)			574 402 075 <i>E38</i>	572 409 068 <i>E43</i>			100
1.8 TDCi (92 kW)			574 402 075 <i>E38</i>	572 409 068 <i>E43</i>			100
2.2 TDCi (129 kW) *			585 200 080 <i>F18</i> 574 402 075 <i>E38</i>	580 406 074 <i>F17</i> 572 409 068 <i>E43</i>			110 100
<b>ORION I (AFD)</b>	07/83 - 03/86						
1.3 (51 kW) / 1.6 (58 kW) / 1.6 i (77 kW) *			561 400 060 <i>D21</i>	560 409 054 <i>D59</i> 544 402 044 <i>B18</i>	541 400 036 <i>A17</i>	Ford	075 063
1.6 D (40 kW) *			561 400 060 <i>D21</i> 574 402 075 <i>E38</i>	560 409 054 <i>D59</i> 572 409 068 <i>E43</i>	570 144 064 <i>E9</i>	Ford	075 100
<b>ORION II (AFF)</b>	12/85 - 07/90						
1.3 (44 kW) / 1.4 (52/54/55 kW) / 1.4 CAT (54 kW) / 1.6 (65/66 kW) / 1.6 i CAT (66 kW) / 1.6 i (75/77 kW) *			561 400 060 <i>D21</i>	560 409 054 <i>D59</i> 544 402 044 <i>B18</i>	541 400 036 <i>A17</i>	Ford	075 063
1.6 (58 kW) *			561 400 060 <i>D21</i>	560 409 054 <i>D59</i> 544 402 044 <i>B18</i>	541 400 036 <i>A17</i>	Ford	075 063
1.6 D (40 kW) / 1.8 D (44 kW) *			574 402 075 <i>E38</i>	560 409 054 <i>D59</i> 572 409 068 <i>E43</i>	570 144 064 <i>E9</i>	Ford	075 100
<b>ORION III (GAL)</b>	07/90 - 12/93						
1.3 (44 kW) / 1.4 (52/54 kW) / 1.6 (66 kW) / 1.8 i 16V (77 kW) *			561 400 060 <i>D21</i>	560 409 054 <i>D59</i>	553 400 047 <i>C10</i>	Ford	075 065
1.6 i 16V (66 kW) / 1.6 i (77 kW) / 1.8 i 16V (96 kW) *			561 400 060 <i>D21</i>	560 409 054 <i>D59</i>	553 400 047 <i>C10</i>		075 065
1.8 D (44 kW)			574 402 075 <i>E38</i>	572 409 068 <i>E43</i>	570 144 064 <i>E9</i>	Ford	100
1.8 TD (66 kW)			574 402 075 <i>E38</i>	572 409 068 <i>E43</i>	570 144 064 <i>E9</i>		100
<b>PUMA (EC_)</b>	03/97 - 06/02						
1.4 16V (66 kW) *			561 400 060 <i>D21</i>	560 409 054 <i>D59</i> 544 402 044 <i>B18</i>	541 400 036 <i>A17</i>		075 063
1.6 16V (76 kW) / 1.7 16V (92 kW) / ST 160 (118 kW)			561 400 060 <i>D21</i>	560 409 054 <i>D59</i>			075
<b>P 100 I</b>	04/82 - 09/87						
1.6 (54 kW) *			561 400 060 <i>D21</i>	560 409 054 <i>D59</i>	553 400 047 <i>C10</i>	Ford	075 065
<b>P 100 II</b>	10/87 - 12/92						
2.0 (57 kW) *			561 400 060 <i>D21</i>	560 409 054 <i>D59</i>	553 400 047 <i>C10</i>	Ford	075 065
1.8 TD (55 kW) *			574 402 075 <i>E38</i>	560 409 054 <i>D59</i>		Ford	075 100
<b>RANGER (TU_)</b>	06/99 →						
2.6 (80 kW) / 3.0 (109 kW) / 3.0 4x4 (109 kW) / 4.0 (152 kW) / 4.0 4x4 (152 kW) / 2.5 TDdi (86/105 kW) / 2.5 TDdi 4x4 (86 kW) / 2.5 TDdi 4x4 (105 kW) / 2.5 D (57 kW) / 2.5 D 4x4 (57 kW) / 2.5 TD (62 kW) / 2.5 TD 4x4 (62/80 kW) / 3.0 TDCi (115 kW) / 3.0 TDCi 4x4 (115 kW)				595 405 083 <i>G8</i>			334
2.9 D (70 kW)				595 405 083 <i>G8</i>			334

FORD  
VW  
△  
\*

Adapter/Adattatore/Adaptateur/Adaptador/Адаптер  
Adapter/Adattatore/Adaptateur/Adaptador/Адаптер  
For cars with Start/Stop (Must replace AGM with AGM, EFB with EFB)  
Please check as 2 different size batteries can be fitted depending on electrical options

		<b>Start Stop Plus / Start Stop</b> ... B51 2 / B60 2	<b>SILVER dynamic</b> ... 316 2	<b>BLUE dynamic</b> ... 313 2	<b>BLACK dynamic</b> ... 312 2		<b>UK</b>
---	---	--	------------------------------------	----------------------------------	-----------------------------------	---	-----------

FORD							
<b>SCORPIO I (GAE, GGE)</b>	04/85 - 09/94						
1.8 (66 kW) / 2.0 i (74/85/85/88 kW) / 2.0 (77/80 kW) / 2.4 i (92/96 kW) / 2.4 i CAT (92 kW) *			561 400 060 <b>D21</b> 574 402 075 <b>E38</b>	560 409 054 <b>D59</b> 572 409 068 <b>E43</b>	570 144 064 <b>E9</b> 553 400 047 <b>C10</b>	Ford Ford Ford	075 100 065
2.8 i (110 kW) / 2.8 i 4x4 (110 kW) / 2.9 i (107/110 kW) / 2.9 i CAT (107 kW) / 2.9 i 4x4 (107/110 kW) / 2.9 i 24V (143 kW) / 2.5 D (51 kW) / 2.5 TD (68/85 kW)			574 402 075 <b>E38</b>	572 409 068 <b>E43</b>	570 144 064 <b>E9</b>	Ford	100
<b>SCORPIO I Saloon (GGE)</b>	09/86 - 12/94						
1.8 (66 kW) / 1.9 (85 kW) / 2.0 (77/80 kW) / 2.0 i (85/88/92 kW) / 2.4 i (92 kW) *			561 400 060 <b>D21</b> 574 402 075 <b>E38</b>	560 409 054 <b>D59</b> 572 409 068 <b>E43</b>	570 144 064 <b>E9</b> 553 400 047 <b>C10</b>	Ford Ford Ford	075 100 065
2.9 (107 kW) / 2.9 i (107 kW) / 2.9 i 4x4 (107 kW) / 2.9 i 24V (143 kW) / 2.5 D (51 kW) / 2.5 TD (68/85 kW)			574 402 075 <b>E38</b>	572 409 068 <b>E43</b>	570 144 064 <b>E9</b>	Ford	100
<b>SCORPIO I Estate (GGE)</b>	05/88 - 09/94						
2.0 i (85 kW) / 2.4 i (92 kW) *			561 400 060 <b>D21</b> 574 402 075 <b>E38</b>	560 409 054 <b>D59</b> 572 409 068 <b>E43</b>	570 144 064 <b>E9</b> 553 400 047 <b>C10</b>	Ford Ford Ford	075 100 065
2.9 i (107 kW) / 2.9 i 4x4 (107 kW) / 2.9 24V (143 kW) / 2.5 TD (68/85 kW) / 2.5 D (51 kW)			574 402 075 <b>E38</b>	572 409 068 <b>E43</b>	570 144 064 <b>E9</b>	Ford	100
<b>SCORPIO II (GFR, GGR)</b>	10/94 - 08/98						
2.0 i (85 kW) / 2.0 i 16V (100 kW) / 2.3 i 16V (108 kW) *			561 400 060 <b>D21</b> 574 402 075 <b>E38</b>	560 409 054 <b>D59</b> 572 409 068 <b>E43</b>	570 144 064 <b>E9</b> 553 400 047 <b>C10</b>	Ford Ford Ford	075 100 065
2.9 i (110 kW) / 2.9 i 24V (152 kW) / 2.5 TD (85/92 kW)			574 402 075 <b>E38</b>	572 409 068 <b>E43</b>	570 144 064 <b>E9</b>	Ford	100
<b>SCORPIO II Estate (GNR, GGR)</b>	10/94 - 08/98						
2.0 i (85 kW) / 2.0 i 16V (100 kW) / 2.3 i 16V (108 kW) *			574 402 075 <b>E38</b>	560 409 054 <b>D59</b>	553 400 047 <b>C10</b>	Ford Ford Ford	075 100 065
2.9 i (110 kW) / 2.9 i 24V (152 kW) / 2.5 TD (85/92 kW)			574 402 075 <b>E38</b>	572 409 068 <b>E43</b>	570 144 064 <b>E9</b>	Ford	100
<b>SIERRA Hatchback (GBC)</b>	08/82 - 02/87						
1.3 (44 kW) / 1.6 (51/55/58 kW) / 1.8 (66 kW) / 2.0 (66/74/77 kW) / 2.0 i (85 kW) / 2.3 (84 kW) *			561 400 060 <b>D21</b>	560 409 054 <b>D59</b>	553 400 047 <b>C10</b>	Ford Ford	075 065
2.0 4x4 (150 kW) *			561 400 060 <b>D21</b>	560 409 054 <b>D59</b>	553 400 047 <b>C10</b>	Ford Ford	075 065
2.8 XR4i (105 kW) / 2.8 i XR 4x4 (107 kW) / 2.8 XR 4x4 (110 kW) / 2.3 D (49 kW)			574 402 075 <b>E38</b>	572 409 068 <b>E43</b>	570 144 064 <b>E9</b>	Ford	100
<b>SIERRA Estate (BNC)</b>	08/82 - 12/86						
1.6 (55 kW) / 1.8 (66 kW) / 2.0 (66/74/77/85 kW) / 2.3 (84 kW) *			561 400 060 <b>D21</b>	560 409 054 <b>D59</b>	553 400 047 <b>C10</b>	Ford Ford	075 065
2.8 XR4i (105 kW) / 2.8 i 4x4 (105 kW) / 2.3 D (49 kW)			574 402 075 <b>E38</b>	572 409 068 <b>E43</b>	570 144 064 <b>E9</b>	Ford	100
<b>SIERRA Hatchback (GBC, GBG)</b>	01/87 - 03/93						
1.6 (53 kW) / 1.6 i (59 kW) / 1.8 (59/64/66 kW) / 2.0 i (74/80/85/88/92 kW) / 2.0 i CAT (74 kW) / 2.0 (77 kW) / 2.0 i DOHC (85 kW) / 2.0 RS Cosworth (150 kW) / 2.0 16V Cosworth 4x4 (162 kW) / 2.0 16V Cosworth 4x4 CAT (162 kW) *			561 400 060 <b>D21</b>	560 409 054 <b>D59</b>	553 400 047 <b>C10</b>	Ford Ford	075 065
2.0 4x4 (88 kW) *			561 400 060 <b>D21</b>	560 409 054 <b>D59</b>	553 400 047 <b>C10</b>	Ford Ford	075 065
2.8 i (105 kW) / 2.8 i XR 4x4 (107/110 kW) / 2.8 (110 kW) / 2.9 i (107 kW) / 2.9 i XR 4x4 (107/110 kW) / 1.8 TD (55 kW) / 2.3 D (49 kW)			574 402 075 <b>E38</b>	572 409 068 <b>E43</b>	570 144 064 <b>E9</b>	Ford	100
<b>SIERRA (GBG, GB4)</b>	01/87 - 02/93						
1.6 (53 kW) / 1.6 i (59 kW) / 1.8 (64/59/66 kW) / 2.0 i (74/85/88/92 kW) / 2.0 i CAT (74 kW) / 2.0 (77/80 kW) / 2.0 i DOHC (85 kW) / 2.0 4x4 (88/92 kW) *			561 400 060 <b>D21</b>	560 409 054 <b>D59</b>	553 400 047 <b>C10</b>	Ford Ford	075 065




F


FORD  
VW  
▲  
\*




Adapter/Adattatore/Adaptateur/Adaptador/Адаптер  
Adapter/Adattatore/Adaptateur/Adaptador/Адаптер  
For cars with Start/Stop (Must replace AGM with AGM, EFB with EFB)  
Please check as 2 different size batteries can be fitted depending on electrical options

**VARTA**  
BY JOHNSON CONTROLS

# FORD

		<b>Start Stop Plus / Start Stop</b> ... B51 2 / B60 2	<b>SILVER dynamic</b> ... 316 2	<b>BLUE dynamic</b> ... 313 2	<b>BLACK dynamic</b> ... 312 2		<b>UK</b>
<b>FORD</b>							
<b>SIERRA (GBG, GB4)</b>	01/87 - 02/93						
2.0 RS Cosworth (150 kW) *			561 400 060 <b>D21</b>	560 409 054 <b>D59</b>	553 400 047 <b>C10</b>	Ford	075
2.8 i (105 kW) / 2.9 i (107/110 kW) / 2.9 4x4 (107/110 kW) / 1.8 TD (55 kW) / 2.3 D (49 kW)			574 402 075 <b>E38</b>	572 409 068 <b>E43</b>	570 144 064 <b>E9</b>	Ford	065 100
<b>SIERRA Estate (BNG)</b>	01/87 - 02/93						
1.6 (53 kW) / 1.6 i (59 kW) / 1.8 (59/64/66 kW) / 1.9 (80 kW) / 2.0 i (74/85/88/92 kW) / 2.0 i CAT (74 kW) / 2.0 (77 kW) / 2.0 i DOHC (85 kW) / 2.0 4x4 (88/92 kW) *			561 400 060 <b>D21</b>	560 409 054 <b>D59</b>	553 400 047 <b>C10</b>	Ford	075 065
2.8 i (105 kW) / 2.8 i 4x4 (107 kW) / 2.8 4x4 (110 kW) / 2.9 (107 kW) / 2.9 4x4 (107/110 kW) / 2.9 i (110 kW) / 1.8 TD (55 kW) / 2.3 D (49 kW)			574 402 075 <b>E38</b>	572 409 068 <b>E43</b>	570 144 064 <b>E9</b>	Ford	100
<b>S-MAX</b>	05/06 →						
2.0 Flexifuel (107 kW) *			574 402 075 <b>E38</b>	560 409 054 <b>D59</b>			075 100
2.3 (118 kW) *			561 400 060 <b>D21</b> 574 402 075 <b>E38</b>	560 409 054 <b>D59</b> 572 409 068 <b>E43</b>			075 100
1.8 TDCi (74 kW)			585 200 080 <b>F18</b>	580 406 074 <b>F17</b>			110
1.8 TDCi (92 kW) / 2.0 TDCi (85 kW) / 2.2 TDCi (129 kW)			585 200 080 <b>F18</b>	580 406 074 <b>F17</b>			110
<b>STREET KA</b>	05/03 - 07/05						
1.6 (70 kW)			552 401 052 <b>C6</b>	544 402 044 <b>B18</b>			063
<b>TAUNUS '80 (GBS, GBNS)</b>	07/79 - 07/82						
1.3 (43 kW) / 1.6 (51/54/65 kW) *			561 400 060 <b>D21</b>	560 409 054 <b>D59</b> 544 402 044 <b>B18</b>	541 400 036 <b>A17</b>	Ford	075 063
2.0 (74 kW) / 2.3 (84 kW) *			561 400 060 <b>D21</b>	544 402 044 <b>B18</b>	541 400 036 <b>A17</b>	Ford	075 063
<b>TAUNUS '80 Turnier (GBNS)</b>	07/79 - 07/82						
1.3 (46 kW) / 1.6 (51/54 kW) *			561 400 060 <b>D21</b>	560 409 054 <b>D59</b> 544 402 044 <b>B18</b>	541 400 036 <b>A17</b>	Ford	075 063
2.0 (74 kW) / 2.3 (84 kW) *			561 400 060 <b>D21</b>	544 402 044 <b>B18</b>	541 400 036 <b>A17</b>	Ford	075 063
<b>ECONOVAN (KBA, KCA)</b>	03/86 - 03/92						
1.4 (48 kW) / 2.0 D (41 kW)				560 410 054 <b>D47</b>			005
<b>ECONOVAN Box (KAA)</b>	05/85 - 03/92						
1.4 (48 kW) / 2.0 D (41 kW)				560 410 054 <b>D47</b>			005
<b>TOURNEO CONNECT</b>	06/02 →						
1.8 16V (85 kW)			561 400 060 <b>D21</b>	560 409 054 <b>D59</b>			075
1.8 Di (55 kW) / 1.8 Turbo Di (66 kW)			585 200 080 <b>F18</b>	580 406 074 <b>F17</b>			110
1.8 TDCi (81 kW)			574 402 075 <b>E38</b>	572 409 068 <b>E43</b>			100
<b>TRANSIT CONNECT (P65_, P70_, P80_)</b>	06/02 →						
1.8 16V (85 kW)			561 400 060 <b>D21</b>	560 409 054 <b>D59</b>			075
1.8 Di (55 kW) / 1.8 TDCi (66/81 kW)			585 200 080 <b>F18</b>	580 406 074 <b>F17</b>			110
<b>TRANSIT Flatbed / Chassis (V_ _)</b>	11/77 - 10/86						
1.6 (48 kW) / 2.0 (43/57 kW) *			561 400 060 <b>D21</b>	560 409 054 <b>D59</b> 572 409 068 <b>E43</b>	570 144 064 <b>E9</b> 553 400 047 <b>C10</b>	Ford	075 100 065
1.6 (62 kW) *			574 402 075 <b>E38</b>	560 409 054 <b>D59</b> 572 409 068 <b>E43</b>	570 144 064 <b>E9</b> 553 400 047 <b>C10</b>	Ford	075 100 065
2.4 D (46 kW) *			561 400 060 <b>D21</b>	560 409 054 <b>D59</b> 572 409 068 <b>E43</b>	570 144 064 <b>E9</b>	Ford	075 100
2.5 D (50 kW) *			574 402 075 <b>E38</b>	560 409 054 <b>D59</b> 572 409 068 <b>E43</b>	570 144 064 <b>E9</b>	Ford	075 100

FORD  
  
 Adapter/Adattatore/Adaptateur/Adaptador/Адаптер  
 Adapter/Adattatore/Adaptateur/Adaptador/Адаптер  
 For cars with Start/Stop (Must replace AGM with AGM, EFB with EFB)  
 \* Please check as 2 different size batteries can be fitted depending on electrical options

		<b>Start Stop Plus / Start Stop</b> ... B51 2 / B60 2	<b>SILVER dynamic</b> ... 316 2	<b>BLUE dynamic</b> ... 313 2	<b>BLACK dynamic</b> ... 312 2		<b>UK</b>
---	---	--	------------------------------------	----------------------------------	-----------------------------------	---	-----------




FORD							
<b>TRANSIT Bus (V_ _)</b>	11/77 - 10/86						
1.6 (48 kW) / 1.6 (62 kW) / 2.0 (43/55/57 kW) *			561 400 060 D21	560 409 054 D59 572 409 068 E43	570 144 064 E9 553 400 047 C10	Ford Ford Ford	075 100 065
2.4 D (46 kW) *			561 400 060 D21	560 409 054 D59 572 409 068 E43	570 144 064 E9	Ford Ford	075 100
2.5 D (50 kW) *			574 402 075 E38	560 409 054 D59 572 409 068 E43	570 144 064 E9	Ford Ford	075 100
<b>TRANSIT Box (V_ _)</b>	01/77 - 10/86						
1.6 (48 kW) *			561 400 060 D21	560 409 054 D59 572 409 068 E43	570 144 064 E9 553 400 047 C10	Ford Ford Ford	075 100 065
1.6 (62 kW) *			574 402 075 E38	560 409 054 D59 572 409 068 E43	570 144 064 E9 553 400 047 C10	Ford Ford Ford	075 100 065
2.0 (43 kW) *			561 400 060 D21	560 409 054 D59 572 409 068 E43	570 144 064 E9 553 400 047 C10	Ford Ford Ford	075 100 065
2.4 D (46 kW) *			561 400 060 D21	560 409 054 D59 572 409 068 E43	570 144 064 E9	Ford Ford	075 100
2.5 D (50 kW) *			574 402 075 E38	560 409 054 D59 572 409 068 E43	570 144 064 E9	Ford Ford	075 100
<b>TRANSIT Bus (T_ _)</b>	10/85 - 09/92						
1.6 (46 kW) / 1.6 (62 kW) / 2.0 L (56 kW) / 2.0 (60 kW) *			561 400 060 D21 574 402 075 E38	560 409 054 D59 572 409 068 E43	570 144 064 E9 553 400 047 C10	Ford Ford Ford	075 100 065
2.0 (57 kW) *			574 402 075 E38	560 409 054 D59	553 400 047 C10	Ford Ford Ford	075 100 065
2.5 D (50 kW)			574 402 075 E38	572 409 068 E43	570 144 064 E9	Ford	100
<b>TRANSIT Box (T_ _)</b>	09/85 - 09/92						
1.6 (46 kW) / 1.6 (62 kW) / 2.0 (56/60 kW) *			561 400 060 D21 574 402 075 E38	560 409 054 D59 572 409 068 E43	570 144 064 E9 553 400 047 C10	Ford Ford Ford	075 100 065
2.0 (57 kW) *			574 402 075 E38	560 409 054 D59	553 400 047 C10	Ford Ford Ford	075 100 065
2.5 D (50 kW)			574 402 075 E38	572 409 068 E43	570 144 064 E9	Ford	100
<b>TRANSIT Flatbed / Chassis (T_ _)</b>	11/85 - 09/92						
1.6 (62 kW) *			561 400 060 D21 574 402 075 E38	560 409 054 D59 572 409 068 E43	570 144 064 E9 553 400 047 C10	Ford Ford Ford	075 100 065
2.0 (57 kW) *			574 402 075 E38	560 409 054 D59	553 400 047 C10	Ford Ford Ford	075 100 065
2.5 D (50 kW) / 2.5 DI (52 kW)			574 402 075 E38	572 409 068 E43	570 144 064 E9	Ford	100
<b>TRANSIT Bus (E_ _)</b>	01/91 - 07/94						
2.0 (66 kW) / 2.0 i (72 kW) *			574 402 075 E38	560 409 054 D59	553 400 047 C10	Ford Ford Ford	075 100 065
2.9 i (107 kW) / 2.5 DI (51/59 kW) / 2.5 TD (63/74 kW)			574 402 075 E38	572 409 068 E43	570 144 064 E9	Ford	100
<b>TRANSIT Box (E_ _)</b>	05/91 - 06/94						
2.0 (66 kW) *			561 400 060 D21 574 402 075 E38	560 409 054 D59 572 409 068 E43	570 144 064 E9 553 400 047 C10	Ford Ford Ford	075 100 065
2.0 i (72 kW) *			574 402 075 E38	560 409 054 D59	553 400 047 C10	Ford Ford Ford	075 100 065
2.5 DI (51 kW) / 2.5 TD (74 kW)			574 402 075 E38	572 409 068 E43	570 144 064 E9	Ford	100


FORD  
VW  
▲  
\*




Adapter/Adattatore/Adaptateur/Adaptador/Адаптер  
Adapter/Adattatore/Adaptateur/Adaptador/Адаптер  
For cars with Start/Stop (Must replace AGM with AGM, EFB with EFB)  
Please check as 2 different size batteries can be fitted depending on electrical options

  
BY JOHNSON CONTROLS

# FORD

		<b>Start Stop Plus / Start Stop</b> ... B51 2 / B60 2	<b>SILVER dynamic</b> ... 316 2	<b>BLUE dynamic</b> ... 313 2	<b>BLACK dynamic</b> ... 312 2		<b>UK</b>
<b>FORD</b>							
<b>TRANSIT Flatbed / Chassis (E_ _)</b>	09/91 - 08/94						
2.0 (72 kW) *			574 402 075 <b>E38</b>	560 409 054 <b>D59</b>	553 400 047 <b>C10</b>		Ford 075 Ford 100 Ford 065
2.5 DI (51 kW) / 2.5 TD (63/74 kW)			574 402 075 <b>E38</b>	572 409 068 <b>E43</b>	570 144 064 <b>E9</b>		Ford 100
<b>TRANSIT TOURNEO</b>	11/94 - 12/00						
2.0 (84 kW) *			561 400 060 <b>D21</b> 574 402 075 <b>E38</b>	560 409 054 <b>D59</b> 572 409 068 <b>E43</b>	570 144 064 <b>E9</b> 553 400 047 <b>C10</b>		075 100 065
2.4 D (50 kW) / 2.5 DI (51/56 kW) / 2.5 TD (63/74 kW) *			561 400 060 <b>D21</b> 574 402 075 <b>E38</b>	560 409 054 <b>D59</b> 572 409 068 <b>E43</b>	570 144 064 <b>E9</b>		075 100
<b>TRANSIT Bus (E_ _)</b>	06/94 - 07/00						
2.0 (84 kW) / 2.0 CNG (84 kW) *			574 402 075 <b>E38</b>	560 409 054 <b>D59</b>	553 400 047 <b>C10</b>		075 100 065
2.5 DI (51 kW) / 2.5 TD (55/63/74 kW) *			574 402 075 <b>E38</b>	560 409 054 <b>D59</b>			075 100
<b>TRANSIT Box (E_ _)</b>	06/94 - 07/00						
2.0 (84 kW) *			574 402 075 <b>E38</b>	560 409 054 <b>D59</b>	553 400 047 <b>C10</b>		075 100 065
2.5 DI (51 kW) / 2.5 TD (55/63 kW) / 2.5 TDi (74 kW) *			574 402 075 <b>E38</b>	560 409 054 <b>D59</b>			075 100
<b>TRANSIT Flatbed / Chassis (E_ _)</b>	08/94 - 07/00						
2.0 (84 kW) *			574 402 075 <b>E38</b>	560 409 054 <b>D59</b>	553 400 047 <b>C10</b>		075 100 065
2.5 DI (51 kW) / 2.5 TD (55/63/74 kW) *			574 402 075 <b>E38</b>	560 409 054 <b>D59</b>			075 100
<b>TRANSIT Bus (FD_ _ , FB_ _ , FS_ _ , FZ_ _ , FC_ _)</b>	01/00 - 05/06						
2.0 DI (55 kW) / 2.0 TDCi (92 kW) / 2.4 DI [RWD] (55 kW) / 2.4 TD (55 kW) / 2.4 DI (66 kW) / 2.4 TDE (85/92 kW) / 2.4 TDi (88/66 kW) / 2.4 TDCi (101 kW)			585 200 080 <b>F18</b>	580 406 074 <b>F17</b>			110
2.0 (84 kW) / 2.0 [RWD] (84 kW) / 2.3 (107 kW) *			574 402 075 <b>E38</b>	560 409 054 <b>D59</b> 572 409 068 <b>E43</b>			075 100
2.3 16V [RWD] (107 kW) *			561 400 060 <b>D21</b> 574 402 075 <b>E38</b>	560 409 054 <b>D59</b> 572 409 068 <b>E43</b>			075 100
<b>TRANSIT Box (FA_ _)</b>	01/00 - 05/06						
2.0 (84 kW) *			561 400 060 <b>D21</b> 574 402 075 <b>E38</b>	560 409 054 <b>D59</b>			075 100
2.0 [RWD] (84 kW) / 2.3 16V [RWD] (107 kW)			561 400 060 <b>D21</b>	560 409 054 <b>D59</b>			075
2.3 (105 kW) *		570 901 076 <b>E39</b>	561 400 060 <b>D21</b> 574 402 075 <b>E38</b>	560 409 054 <b>D59</b> 572 409 068 <b>E43</b>			075 096AGM 100
2.3 (107 kW) *			561 400 060 <b>D21</b> 574 402 075 <b>E38</b>	560 409 054 <b>D59</b> 572 409 068 <b>E43</b>			075 100
2.0 DI (55 kW) / 2.0 TDCi (92 kW) / 2.4 TD (55 kW) / 2.4 DI [RWD] (55 kW) / 2.4 TD All-wheel Drive (55 kW) / 2.4 DI (66 kW) / 2.4 TDE (85/92 kW) / 2.4 TDi (88 kW) / 2.4 TDCi (101 kW)			585 200 080 <b>F18</b>	580 406 074 <b>F17</b>			110
<b>TRANSIT Flatbed / Chassis (FM_ _ , FN_ _)</b>	01/00 - 05/06						
2.3 16V (107 kW) / 2.3 (105 kW)			561 400 060 <b>D21</b>	560 409 054 <b>D59</b>			075
2.0 DI (55 kW) / 2.0 TDCi (92 kW) / 2.4 DI (55 kW) / 2.4 TDE (85/92 kW) / 2.4 TDi (88 kW) / 2.4 TDCi (101 kW)			585 200 080 <b>F18</b>	580 406 074 <b>F17</b>			110
<b>TRANSIT TOURNEO</b>	07/06 →						
2.2 TDCi (85 kW)			585 200 080 <b>F18</b>	580 406 074 <b>F17</b>			110

FORD  
  
 Adapter/Adattatore/Adaptateur/Adaptador/Адаптер  
 Adapter/Adattatore/Adaptateur/Adaptador/Адаптер  
 For cars with Start/Stop (Must replace AGM with AGM, EFB with EFB)  
 \* Please check as 2 different size batteries can be fitted depending on electrical options




		<b>Start Stop Plus / Start Stop</b> ... B51 2 / B60 2	<b>SILVER dynamic</b> ... 316 2	<b>BLUE dynamic</b> ... 313 2	<b>BLACK dynamic</b> ... 312 2		<b>UK</b>
<b>FORD</b>							
<b>TRANSIT Bus</b>	07/06 →						
2.2 TDCi (85 kW) / 2.4 TDCi All-wheel Drive (103 kW) / 3.2 TDCi (147 kW)			585 200 080 <i>F18</i>	580 406 074 <i>F17</i>			110
<b>TRANSIT Box</b>	07/06 →						
2.2 TDCi (85 kW) / 2.4 TDCi All-wheel Drive (103 kW) / 3.2 TDCi (147 kW)			585 200 080 <i>F18</i>	580 406 074 <i>F17</i>			110
<b>TRANSIT Flatbed / Chassis</b>	07/06 →						
2.2 TDCi (85 kW) / 2.4 TDCi All-wheel Drive (103 kW) / 3.2 TDCi (147 kW)			585 200 080 <i>F18</i>	580 406 074 <i>F17</i>			110
<b>FORD USA</b>							
<b>BRONCO II</b>	01/88 - 08/90						
2.9 i V6 4x4 (104 kW)				570 412 063 <i>E23</i>			068
<b>EXPLORER (U2)</b>	01/93 →						
4.0 V6 All-wheel Drive (115 kW) / 4.0 (150 kW) / 4.9 V6 All-wheel Drive (157 kW)			574 402 075 <i>E38</i>	572 409 068 <i>E43</i>	570 144 064 <i>E9</i>		100
4.0 V6 All-wheel Drive (150 kW)				574 013 068 <i>E12</i>			086
4.0 (152 kW) *		570 901 076 <i>E39</i>	574 402 075 <i>E38</i>	572 409 068 <i>E43</i>	570 144 064 <i>E9</i>		096AGM 100
<b>MUSTANG (C)</b>	09/93 →						
3.8 (112 kW) / 4.9 (160 kW)	01/97-		563 400 061 <i>D15</i>	560 408 054 <i>D24</i>			027
4.6 (160 kW)			563 400 061 <i>D15</i>	560 408 054 <i>D24</i>			027
<b>MUSTANG Convertible (C)</b>	09/93 →						
3.8 (112 kW) / 4.9 (160 kW)	01/97-		563 400 061 <i>D15</i>	560 408 054 <i>D24</i>			027
4.6 (160 kW)			563 400 061 <i>D15</i>	560 408 054 <i>D24</i>			027
<b>TAURUS (P5_)</b>	01/96 →						
3.0 (130 kW) / 3.0 24V (149 kW) / 3.0 V6 (115 kW)			574 402 075 <i>E38</i>	572 409 068 <i>E43</i>	570 144 064 <i>E9</i>		100
<b>TAURUS Wagon (P5_)</b>	09/96 →						
3.0 (95 kW) / 3.0 V6 (115 kW) / 3.0 24V (149 kW)			574 402 075 <i>E38</i>	572 409 068 <i>E43</i>	570 144 064 <i>E9</i>		100
<b>WINDSTAR (A3)</b>	01/95 →						
3.0 V6 (109 kW) / 3.8 V6 (149 kW)				595 405 083 <i>G8</i>			334
<b>FSO</b>							
<b>125P</b>	10/67 - 08/92						
1.3 (47 kW) / 1.5 (55 kW)					545 413 040 <i>B20</i>		077
<b>POLONEZ I</b>	10/77 - 08/88						
1.5 (55 kW)					545 413 040 <i>B20</i>		077
<b>POLONEZ II</b>	08/88 - 08/92						
1.5 i (55 kW)					545 413 040 <i>B20</i>		077
1.9 D (51 kW) *			563 401 061 <i>D39</i>	560 127 054 <i>D43</i>	556 401 048 <i>C15</i>		078 077
<b>POLONEZ III</b>	09/92 →						
1.4 i 16V (76 kW) / 1.6 i (57 kW) / 1.9 D (51 kW)					545 413 040 <i>B20</i>		077
<b>POLONEZ III Saloon</b>	09/92 →						
1.6 i (57 kW)					545 413 040 <i>B20</i>		077
<b>HONDA</b>							
<b>ACCORD I Hatchback (SJ, SY)</b>	01/79 - 09/83						
1.6 L/EX (59 kW)				545 157 033 <i>B33</i>			155
<b>ACCORD I (SJ, SY)</b>	05/76 - 09/83						
1.6 L/EX (59 kW)				545 157 033 <i>B33</i>			155
<b>ACCORD II Hatchback (AC, AD)</b>	09/83 - 10/85						
1.6 EX (65 kW) / 1.8 EX (74 kW)				545 157 033 <i>B33</i>			155
<b>ACCORD II (AC, AD)</b>	09/83 - 10/85						
1.6 EX (65 kW) / 1.8 EX (74 kW)				545 157 033 <i>B33</i>			155



F

FORD  
VW  
⚠  
\*

Adapter/Adattatore/Adaptateur/Adaptador/Адаптер  
Adapter/Adattatore/Adaptateur/Adaptador/Адаптер  
For cars with Start/Stop (Must replace AGM with AGM, EFB with EFB)  
Please check as 2 different size batteries can be fitted depending on electrical options

**VARTA**  
BY JOHNSON CONTROLS

		<b>Start Stop Plus / Start Stop</b> ... B51 2 / B60 2	<b>SILVER dynamic</b> ... 316 2	<b>BLUE dynamic</b> ... 313 2	<b>BLACK dynamic</b> ... 312 2		<b>UK</b>
<b>HONDA</b>							
<b>ACCORD III (CA4, CA5)</b>	11/85 - 12/89						
1.6 L (65 kW) / 2.0 EX (75/76/78 kW) / 2.0 EXi (85/90 kW) / 2.0 i 16V (98/101 kW)				560 411 054	<i>D48</i>		014
2.0 12V (75 kW)				560 411 054	<i>D48</i>		014
<b>ACCORD III Aerodeck (CA5)</b>	11/85 - 12/89						
1.6 L (65 kW) / 2.0 EX (75/76/78 kW) / 2.0 EXi (85/90 kW)				560 411 054	<i>D48</i>		014
2.0 (101 kW)				560 411 054	<i>D48</i>		014
<b>ACCORD IV (CB3, CB7)</b>	01/90 - 10/93						
1.8 (77 kW)				544 402 044	<i>B18</i>	541 400 036	<i>A17</i>
2.0 16V (66 kW) / 2.0 i 16V (98 kW) / 2.2 i 16V (110 kW)				560 411 054	<i>D48</i>		014
2.2 (103 kW) *			561 400 060	<i>D21</i>	560 409 054	<i>D59</i>	075
2.2 i 16V Automatik (108 kW) *			561 400 060	<i>D21</i>	560 409 054	<i>D59</i>	075
						541 400 036	<i>A17</i>
						553 400 047	<i>C10</i>
<b>ACCORD IV Aerodeck (CB8)</b>	01/91 - 12/93						
2.0 i 16V (98 kW) / 2.2 i 16V (108/110 kW)				560 411 054	<i>D48</i>		014
2.2 (103 kW)			561 400 060	<i>D21</i>	560 409 054	<i>D59</i>	075
<b>ACCORD IV Coupe (CC1)</b>	01/92 - 09/93						
2.0 i 16V (98 kW)				560 411 054	<i>D48</i>		014
<b>ACCORD V (CC7)</b>	03/93 - 02/96						
2.0 i (85 kW) / 2.0 i S (96 kW) / 2.3 i SR (116 kW)				560 411 054	<i>D48</i>		014
<b>ACCORD V Aerodeck (CE)</b>	09/93 - 02/98						
2.0 i LS 16V (100 kW) / 2.2 i ES (110 kW)				560 411 054	<i>D48</i>		014
<b>ACCORD V Coupe (CD7, CD9)</b>	09/93 - 02/98						
2.0 (100 kW) / 2.2 i ES (110 kW)				560 411 054	<i>D48</i>		014
<b>ACCORD VI (CE, CF)</b>	02/96 - 10/98						
1.9 i (85 kW) / 2.0 i LS (96 kW) / 2.2 i VTEC (110 kW)				560 411 054	<i>D48</i>		014
2.2 (103 kW)			561 400 060	<i>D21</i>	560 409 054	<i>D59</i>	075
2.0 TDi (77 kW)			574 402 075	<i>E38</i>	572 409 068	<i>E43</i>	570 144 064
							<i>E9</i>
<b>ACCORD VII (CG, CK)</b>	10/98 - 12/02						
1.6 LS (79 kW) / 1.6 i (85 kW) / 1.8 i (100 kW)			563 400 061	<i>D15</i>	560 408 054	<i>D24</i>	556 400 048
2.0 i (108 kW)					560 410 054	<i>D47</i>	005
2.2 Type-R (156 kW) / 2.3 (113 kW) / 3.0 Vtec (147 kW)					560 411 054	<i>D48</i>	014
2.0 Turbo DI (77 kW)			574 402 075	<i>E38</i>	572 409 068	<i>E43</i>	570 144 064
							<i>E9</i>
<b>ACCORD VII Hatchback (CH)</b>	12/99 - 12/02						
1.8 i (100 kW)			563 400 061	<i>D15</i>	560 408 054	<i>D24</i>	556 400 048
2.0 (108 kW)					560 410 054	<i>D47</i>	005
2.3 (113 kW)					560 411 054	<i>D48</i>	014
2.0 TDi (77 kW)			574 402 075	<i>E38</i>	572 409 068	<i>E43</i>	570 144 064
							<i>E9</i>
<b>ACCORD VII Coupe (CG)</b>	12/97 - 06/03						
2.0 i 16V (108 kW) / 3.0 V6 24V (147 kW) / 3.0 Vtec (152 kW)					560 411 054	<i>D48</i>	014
<b>ACCORD VII Aerodeck (CM_)</b>	02/98 →						
2.3 16 V (118 kW) / 2.4 Vtec E (118 kW) / 2.4 Vtec T (147 kW)					560 411 054	<i>D48</i>	014
<b>ACCORD VIII (CL_, CM_)</b>	02/03 →						
2.0 (114 kW) / 2.0 All-wheel Drive (114 kW) / 2.4 (113 kW) / 2.4 (140 kW) / 3.0 (177 kW)					545 156 033	<i>B32</i>	053
2.4 Vtec E (118 kW)					560 411 054	<i>D48</i>	014
2.4 Vtec (122 kW) / 3.0 (182 kW)			561 400 060	<i>D21</i>	560 409 054	<i>D59</i>	075
2.2 i-CTDi (103 kW) *		570 901 076	<i>E39</i>	577 400 078	<i>E44</i>	574 012 068	<i>E11</i>
							096AGM 096
<b>ACCORD VIII Tourer (CM_)</b>	04/03 →						
2.0 (114 kW) / 2.4 Vtec E (118 kW) / 2.4 (140 kW) / 2.4 Vtec T (147 kW)					545 156 033	<i>B32</i>	053
2.2 i-CTDi (103 kW) *		570 901 076	<i>E39</i>	577 400 078	<i>E44</i>	574 012 068	<i>E11</i>
							096AGM 096

			<b>Start Stop Plus / Start Stop</b> ... B51 2 / B60 2	<b>SILVER dynamic</b> ... 316 2	<b>BLUE dynamic</b> ... 313 2	<b>BLACK dynamic</b> ... 312 2		<b>UK</b>
<b>HONDA</b>								
<b>ACCORD Coupe</b>	07/03 →							
2.4 (118 kW) / 3.0 VTI- Vtec (177 kW)				561 400 060 <b>D21</b>	560 409 054 <b>D59</b>			075
<b>ACTY (TN)</b>	08/79 - 09/86							
0.6 (23 kW)					545 158 033 <b>B34</b>			057
<b>CAPA</b>	01/98 - 09/02							
1.5 16V (72 kW)					545 158 033 <b>B34</b>			057
<b>CIVIC I Hatchback (SB, SS)</b>	07/72 - 09/83							
1300 L (44 kW)					545 158 033 <b>B34</b>			057
<b>CIVIC I (SL)</b>	10/79 - 12/84							
1300 L (33 kW) / 1300 S (52 kW)					545 158 033 <b>B34</b>			057
<b>CIVIC I Wagon (WC)</b>	09/79 - 09/83							
1300 (44 kW)					545 158 033 <b>B34</b>			057
<b>CIVIC II Hatchback (AL, AJ, AG, AH)</b>	10/83 - 10/87							
1.2 (40 kW) / 1.3 (52 kW) / 1.5 GL (63 kW) / 1.5 GTi (66 kW) / 1.5 GT (74 kW)					545 158 033 <b>B34</b>			057
<b>CIVIC II</b>	10/83 - 10/87							
1.2 (40 kW) / 1.3 (52 kW) / 1.5 GL (63 kW) / 1.5 GTi (66 kW) / 1.5 GT (74 kW)					545 158 033 <b>B34</b>			057
<b>CIVIC III Hatchback (EC, ED, EE)</b>	09/87 - 10/93							
1.3 (55 kW) / 1.3 16 V (55 kW) / 1.4 L (66 kW) / 1.5 (60 kW) / 1.5 i 16V (66/69 kW) / 1.6 i 16V (80/81/96 kW) / 1.6 i 16V Vtec (110 kW)					545 156 033 <b>B32</b>			053
<b>CIVIC III Saloon (ED)</b>	09/87 - 10/93							
1.3 (55 kW) / 1.4 L (66 kW) / 1.5 (60 kW) / 1.5 i 16V (66/69 kW) / 1.6 i 16V (80/81/96 kW) / 1.6 i 16V 4x4 (80 kW)					545 156 033 <b>B32</b>			053
<b>CIVIC IV Hatchback (EG)</b>	10/91 - 11/95							
1.3 16V (55 kW) / 1.5 i 16V (66/69 kW) / 1.6 16V Vtec (92 kW) / 1.6 VTI 16V (118 kW) *	12/92- -11/92				545 156 033 <b>B32</b> 545 155 033 <b>B31</b>			053 156
<b>CIVIC IV Fastback (MA, MB)</b>	09/94 - 01/97							
1.4 i (55 kW) / 1.5 i Vtec-E (66 kW) / 1.6 i (83 kW) / 1.6 i Vtec (93 kW)					545 156 033 <b>B32</b>			053
<b>CIVIC IV (EG, EH)</b>	10/91 - 12/95							
1.5 (61 kW) / 1.6 EX (88 kW)					545 156 033 <b>B32</b>			053
1.5 i 16V (69 kW) / 1.6 16V Vtec (92 kW) / 1.6 VTI (118 kW) *	12/92- -11/92				545 156 033 <b>B32</b> 545 155 033 <b>B31</b>			053 156
<b>CIVIC IV Coupe (EJ)</b>	08/93 - 03/96							
1.5 i LSi (74 kW) / 1.6 i (77 kW) / 1.6 i Vtec (92/118 kW)					545 156 033 <b>B32</b>			053
<b>CIVIC V Hatchback (EJ9, EK1/3/4)</b>	10/95 - 02/01							
1.4 i (55 kW) / 1.6 i (84 kW) / 1.6 (92 kW) / 1.6 VTI (118 kW)					545 158 033 <b>B34</b>			057
1.4 i S (66 kW) / 1.5 i (84 kW)					545 156 033 <b>B32</b>			053
<b>CIVIC V Fastback (MB)</b>	01/97 - 02/01							
1.4 16V (55 kW) / 1.6 16V (85 kW) / 1.6 (92 kW) / 1.6 VTI (118 kW) / 2.0 i TD (63 kW)					545 158 033 <b>B34</b>			057
1.5 16V (84 kW) / 1.8 16V (124 kW)					545 156 033 <b>B32</b>			053
<b>CIVIC V (EJ9, EK3/4)</b>	10/95 - 03/01							
1.4 (55 kW) / 1.4 i (66 kW) / 1.5 i (84 kW) / 1.6 i Vtec (92 kW) / 1.6 VTI (118 kW)					545 158 033 <b>B34</b>			057
<b>CIVIC V Coupe (EJ6, EJ8)</b>	03/96 - 12/00							
1.6 i (77 kW) / 1.6 i Vtec (92/118 kW)					545 158 033 <b>B34</b>			057
<b>CIVIC V Aerodeck</b>	04/98 - 02/01							
1.4 16V (55 kW) / 1.6 16V (85 kW) / 1.8 16V (124 kW) / 2.0 i D (77 kW)					545 155 033 <b>B31</b>			156
1.5 16V (84 kW)					545 156 033 <b>B32</b>			053
<b>CIVIC VI Hatchback (EU_, EP_)</b>	01/00 - 09/05							
1.4 i (55 kW) / 1.4 iS (66 kW) / 1.6 i (81 kW) / 2.0 i Sport (118 kW) / 2.0 Type-R (147 kW)					545 158 033 <b>B34</b>			057




H




FORD  
VW  
\*  
\*

Adapter/Adattatore/Adaptateur/Adaptador/Адаптер  
 Adapter/Adattatore/Adaptateur/Adaptador/Адаптер  
 For cars with Start/Stop (Must replace AGM with AGM, EFB with EFB)  
 Please check as 2 different size batteries can be fitted depending on electrical options

**VARTA**  
BY JOHNSON CONTROLS



		<b>Start Stop Plus / Start Stop</b> ... B51 2 / B60 2	<b>SILVER dynamic</b> ... 316 2	<b>BLUE dynamic</b> ... 313 2	<b>BLACK dynamic</b> ... 312 2		<b>UK</b>
<b>HONDA</b>							
<b>CIVIC VI Hatchback (EU_, EP_)</b>	01/00 - 09/05						
1.7 CTDi (74 kW)			563 400 061 D15	560 408 054 D24			027
<b>CIVIC VI</b>	02/01 - 09/05						
1.3 IMA (61 kW) / 1.6 (84/81 kW) / 1.4 (66 kW) / 1.7 (85 kW) / 1.8 (103 kW)				545 158 033 B34			057
<b>CIVIC VI Coupe (EM)</b>	02/01 - 12/05						
1.6 i (81 kW) / 1.7 i (88 kW) / 1.7 i VTEC (92 kW)				545 158 033 B34			057
<b>CIVIC VII Hatchback (FD_)</b>	09/05 →						
1.4 (61 kW) / 1.6 (84 kW) / 1.8 (103 kW)				545 156 033 B32			053
Type R (148 kW)				545 158 033 B34			057
2.2 CTDi (103 kW) *		570 901 076 E39					096AGM
<b>CIVIC VII (FD_)</b>	09/05 →		577 400 078 E44	574 012 068 E11			096
1.3 (70 kW) / 1.6 (84 kW) / 1.8 (103 kW)				545 156 033 B32			053
<b>CIVIC I Shuttle (AN, AR)</b>	08/83 - 12/87						
1.5 (63 kW) / 1.5 4WD (63 kW)				545 157 033 B33			155
<b>CIVIC II Shuttle (EE)</b>	01/88 - 02/95						
1.3 (63 kW) / 1.6 4x4 (85 kW) / 1.8 (103 kW)				545 157 033 B33			155
1.4 i 16V (66 kW) / 1.5 i 16V (69 kW) / 1.6 i 16V 4WD (80/81 kW)				545 157 033 B33			155
<b>CONCERTO (HW)</b>	08/89 - 10/96						
1.4 (61 kW) / 1.5 i 16V (66 kW) / 1.6 16V (78 kW) / 1.6 i 16V (82/90 kW)			554 400 053 C30	552 400 047 C22			012
<b>CONCERTO Saloon (HWW)</b>	08/89 - 05/95						
1.4 (61 kW) / 1.5 i 16V (66 kW) / 1.6 16V (78 kW) / 1.6 i 16V (82/90 kW)			554 400 053 C30	552 400 047 C22			012
<b>CR-V I (RD)</b>	10/95 - 02/02						
2.0 16V (94 kW) / 2.0 (98 kW)				545 156 033 B32			053
<b>CR-V II (RD_)</b>	12/01 - 09/06						
2.0 (110 kW) / 2.4 Vtec (118 kW)				545 156 033 B32			053
2.2 CTDi (103 kW) *		570 901 076 E39					096AGM
<b>CR-V III</b>	10/06 →		577 400 078 E44	574 012 068 E11			096
2.0 i-VTEC (110 kW)			554 400 053 C30	552 400 047 C22			012
2.2 i-CTDi (103 kW)			577 400 078 E44	574 012 068 E11			096
<b>CRX I (AF, AS)</b>	10/83 - 10/87						
1.3 (52 kW) / 1.5 i (74 kW) / 1.6 i 16V (92 kW)				545 158 033 B34			057
<b>CRX II (ED, EE)</b>	10/87 - 02/92						
1.4 GL (66 kW) / 1.6 i 16V (79/91/96 kW) / 1.6 i 16V Vtec (110 kW)				545 158 033 B34			057
<b>CRX III (EH, EG)</b>	03/92 - 12/98						
1.6 ESi (92 kW) / 1.6 i VTi (118 kW)				545 155 033 B31			156
<b>FR-V (BE)</b>	02/05 →						
1.7 (92 kW) / 2.0 (110 kW)				545 156 033 B32			053
1.8 (103 kW)				545 158 033 B34			057
2.2 i CTDi (103 kW) *		570 901 076 E39					096AGM
<b>HR-V (GH)</b>	03/99 →		577 400 078 E44	574 012 068 E11			096
1.6 16V (77 kW) / 1.6 16V 4WD (77 kW)				545 156 033 B32			053
<b>INSIGHT (ZE)</b>	04/00 - 12/06						
1.0 Hybrid (56 kW)				540 127 033 A15			055
<b>INTEGRA Coupe (DC2, DC4)</b>	07/93 - 11/01						
1.8 Type-R (140 kW)				545 156 033 B32			053
<b>INTEGRA (DC5)</b>	02/02 →						
2.0 (118 kW) / 2.0 16V Type-R (162 kW)				545 156 033 B32			053
<b>JAZZ I</b>	10/83 - 10/86						
45 1.2 (33 kW) / 55 1.2 (40 kW) / 56 1.2 (41 kW)				540 127 033 A15			055
<b>JAZZ II (GD)</b>	03/02 - 07/08						
1.2 (57 kW) / 1.4 (61/65 kW)				540 126 033 A14			054

		<b>Start Stop Plus / Start Stop</b> ... B51 2 / B60 2	<b>SILVER dynamic</b> ... 316 2	<b>BLUE dynamic</b> ... 313 2	<b>BLACK dynamic</b> ... 312 2		<b>UK</b>
---	---	--	------------------------------------	----------------------------------	-----------------------------------	---	-----------

HONDA							
<b>LEGEND I (HS, KA)</b>	01/86 - 03/91						
2.5 i (110 kW) / 2.7 i 24V (124 kW)				560 410 054	D47		005
<b>LEGEND I Coupe (KA3)</b>	10/87 - 03/91						
2.7 i 24V (124 kW)				560 410 054	D47		005
<b>LEGEND II (KA7)</b>	01/91 - 03/96						
3.2 i 24V (151 kW)				570 413 063	E24		069
<b>LEGEND II Coupe (KA8)</b>	01/91 - 03/96						
3.2 i 24V (151 kW)				570 413 063	E24		069
<b>LEGEND III (KA9)</b>	02/96 →						
3.5 i 24V (151 kW) / 3.5 (221 kW) / 3.5 V6 AWD (217 kW)				570 413 063	E24		069
<b>LOGO (GA3)</b>	03/99 - 03/02						
1.3 (48 kW)				545 158 033	B34		057
<b>NSX Coupe (NA)</b>	06/90 - 09/05						
3.0 24V Vtec Automatic (188 kW) / 3.0 24V Vtec (201 kW) / 3.2 24V Vtec (206 kW)				560 410 054	D47		005
<b>NSX Convertible (NA)</b>	03/95 - 09/05						
3.0 24V Vtec Automatic (188 kW) / 3.0 24V Vtec (201 kW) / 3.2 24V Vtec (206 kW)				560 410 054	D47		005
<b>PRELUDE I Coupe (SN)</b>	11/78 - 10/82						
1.6 (59 kW)				545 158 033	B34		057
<b>PRELUDE II (AB)</b>	11/83 - 04/87						
1.8 EX (74 kW)				545 158 033	B34		057
<b>PRELUDE III (BA)</b>	04/86 - 01/92						
2.0 EX (80 kW) / 2.0 (84 kW) / 2.0 i EX 16V (101/101/103/101/110 kW)				570 413 063	E24		069
<b>PRELUDE IV (BB)</b>	02/92 - 12/96						
2.0 i 16V (98 kW)				560 410 054	D47		005
2.2 i 16V Vtec (136 kW) / 2.3 i 16V (118 kW)				570 412 063	E23		068
<b>PRELUDE V (BB)</b>	10/96 - 10/00						
2.0 16V (98 kW)				560 410 054	D47		005
2.2 16V (136 kW)				570 412 063	E23		068
<b>QUINTET (SU)</b>	02/80 - 12/84						
1.6 EX (59 kW)				545 158 033	B34		057
<b>SHUTTLE (RA)</b>	06/94 - 06/02						
2.2 16V (110 kW) / 2.3 16V (110 kW)				560 410 054	D47		005
<b>STREAM (RN)</b>	05/01 →						
1.7 16V (92 kW) / 2.0 16V (115 kW)				545 156 033	B32		053
<b>S2000 (AP)</b>	03/99 →						
2.0 Vtec (170 kW) / 2.0 (177 kW) / 2.2 Vtec (176 kW)				545 158 033	B34		057
<b>VAMOS</b>	09/99 →						
0.7 (34 kW) / 0.7 Turbo (47 kW) / 0.7 Turbo 4x4 (47 kW)				545 158 033	B34		057
HYUNDAI							
<b>ACCENT (X-3)</b>	10/94 - 01/00						
1.3 (40 kW) / 1.3 i 12V (62 kW) / 1.5 i 12V (65 kW) / 1.5 i 16V (73 kW)						545 077 030	B23 048
<b>ACCENT Saloon (X-3)</b>	10/94 - 01/00						
1.3 (44 kW) / 1.3 i 12V (62 kW) / 1.5 i 12V (65 kW) / 1.5 i 16V (73 kW)						545 077 030	B23 048
<b>ACCENT (LC)</b>	01/00 →						
1.3 (55 kW) / 1.5 (66/75 kW) / 1.6 (77 kW)			554 400 053	C30	552 400 047	C22	012
1.5 CRDi (60 kW)					570 412 063	E23	068
<b>ACCENT Saloon (LC)</b>	09/99 →						
1.3 (55 kW) / 1.5 (66 kW) / 1.6 (77 kW)			554 400 053	C30	552 400 047	C22	012
1.5 CRDi (60 kW)					570 412 063	E23	068
<b>ACCENT (MC)</b>	11/05 →						
1.4 GL (71 kW) / 1.6 GLS (82 kW)			554 400 053	C30	552 400 047	C22	012









FORD  
VW  
\*  
\*

Adapter/Adattatore/Adaptateur/Adaptador/Адаптер  
Adapter/Adattatore/Adaptateur/Adaptador/Адаптер  
For cars with Start/Stop (Must replace AGM with AGM, EFB with EFB)  
Please check as 2 different size batteries can be fitted depending on electrical options

**VARTA**  
BY JOHNSON CONTROLS

		<b>Start Stop Plus / Start Stop</b> ... B51 2 / B60 2	<b>SILVER dynamic</b> ... 316 2	<b>BLUE dynamic</b> ... 313 2	<b>BLACK dynamic</b> ... 312 2		<b>UK</b>
<b>HYUNDAI</b>							
<b>ACCENT (MC)</b>	11/05 →						
1.5 CRDi GLS (81 kW)				570 412 063	E23		068
<b>ACCENT Saloon (MC)</b>	11/05 →						
1.4 GL (71 kW) / 1.6 GLS (82 kW)			554 400 053	C30	552 400 047	C22	012
1.5 CRDi GLS (81 kW)					570 412 063	E23	068
<b>ATOS (MX)</b>	02/98 →						
0.8 (38 kW) / 1.0 i (40/43 kW) / 1.1 (43/46 kW)					540 126 033	A14	054
1.3 (63 kW)					540 126 033	A14	054
<b>ATOS PRIME (MX)</b>	08/99 →						
1.0 i (40 kW) / 1.1 (46 kW)					540 126 033	A14	054
1.1 (43 kW)					540 126 033	A14	054
<b>COUPE (RD)</b>	06/96 - 04/02						
1.6 i 16V (84 kW) / 1.6 16V (85 kW) / 2.0 16V (99/102 kW)					570 412 063	E23	068
<b>COUPE (GK)</b>	08/01 →						
1.6 16V (77 kW) / 2.0 (102 kW) / 2.0 GLS (105 kW) / 2.7 V6 (123 kW)					570 412 063	E23	068
<b>ELANTRA (XD)</b>	06/00 →						
1.6 (66 kW) *			563 400 061	D15	552 400 047	C22	027
							012
1.8 (79 kW) / 2.0 (102/104/105 kW)			563 400 061	D15	560 408 054	D24	027
CRDi (85 kW) / 2.0 CRDi (83 kW)					570 413 063	E24	069
<b>ELANTRA Saloon (XD)</b>	06/00 →						
1.6 (66 kW) / 1.8 (79/97 kW) / 2.0 (102/104/105 kW)			563 400 061	D15	560 408 054	D24	027
1.6 (77 kW) *			563 400 061	D15	560 408 054	D24	027
					552 400 047	C22	012
1.6 CRDi (85 kW)					570 413 063	E24	069
2.0 CRDi (83 kW)					570 413 063	E24	069
<b>GALLOPER I</b>	08/91 - 07/98						
3.0 V6 (104 kW)					570 413 063	E24	069
2.5 TD (62 kW) / 2.5 TD intercooler (70 kW)					595 405 083	G8	334
<b>GALLOPER II (JK-01)</b>	08/98 →						
3.0 V6 (104 kW)					570 413 063	E24	069
2.5 TD (65 kW) / 2.5 TD intercooler (73 kW) / 2.5 TcI D (77 kW)					595 405 083	G8	334
2.6 TD All-wheel Drive (63 kW)					595 405 083	G8	334
<b>GETZ (TB)</b>	08/02 →						
1.1 (46 kW) / 1.3 (60/63 kW) / 1.4 (71 kW) / 1.6 (77 kW)			554 400 053	C30	552 400 047	C22	012
1.5 CRDi (65 kW) / 1.5 CRDi GLS (75/81 kW)					570 412 063	E23	068
<b>GRACE Bus</b>	07/93 - 10/04						
2.5 D (55 kW) / 2.5 TD (59 kW) / 2.6 D (57 kW)					595 404 083	G7	335
<b>GRANDEUR (TG)</b>	04/05 →						
2.7 (141 kW) / 3.3 (173 kW) / 3.8 (195 kW) *		570 901 076	E39				096AGM
				577 400 078	E44	574 012 068	096
2.2 CRDi (110 kW)					570 412 063	E23	068
<b>H100 Bus (P)</b>	07/93 →						
2.4 (84 kW) / 2.5 D (55/57 kW) / 2.5 TD (59 kW) / 2.6 D (57 kW)					595 404 083	G7	335
<b>H100 Box</b>	07/93 →						
2.4 (82 kW) / 2.5 D (55/57 kW) / 2.6 D (57 kW)					595 404 083	G7	335
<b>H-1 Bus (KMF)</b>	10/97 →						
2.4 (82 kW)					574 013 068	E12	086
2.4 4WD (82 kW) / 2.5 D (57 kW) / 2.5 TD (59/73/74 kW) / 2.5 TD 4WD (73/74 kW) / 2.5 CRDi (81/103 kW) / 2.5 CRDi 4WD (103 kW) / 2.6 TDiC (63 kW)					595 404 083	G7	335

FORD  
VW  
\* Adapter/Adattatore/Adaptateur/Adaptador/Адаптер  
Adapter/Adattatore/Adaptateur/Adaptador/Адаптер  
For cars with Start/Stop (Must replace AGM with AGM, EFB with EFB)  
Please check as 2 different size batteries can be fitted depending on electrical options




 		<b>Start Stop Plus / Start Stop</b> ... B51 2 / B60 2	<b>SILVER dynamic</b> ... 316 2	<b>BLUE dynamic</b> ... 313 2	<b>BLACK dynamic</b> ... 312 2		<b>UK</b>
<b>HYUNDAI</b>							
<b>H-1 Bus (KMF)</b>	10/97 →						
2.4 (101 kW)				574 013 068	<b>E12</b>		086
<b>H-1 Box</b>	03/00 →						
2.4 (82 kW)				574 013 068	<b>E12</b>		086
2.5 TD (59 kW) / 2.5 CRDi (81/103 kW)				595 404 083	<b>G7</b>		335
2.5 TD (74 kW)				595 405 083	<b>G8</b>		334
<b>H-1 Flatbed / Chassis</b>	06/00 - 10/05						
2.5 CRDi (103 kW)				574 013 068	<b>E12</b>		086
<b>H-1 Cargo</b>	02/08 →						
2.5 CRDi (125 kW)				574 013 068	<b>E12</b>		086
<b>H-1 Travel</b>	05/08 →						
2.5 CRDi (125 kW)				595 404 083	<b>G7</b>		335
<b>i10</b>	12/07 →						
1.1 (49 kW)				540 126 033	<b>A14</b>		054
1.1 CRDi (55 kW)				560 410 054	<b>D47</b>		005
<b>i30</b>	10/07 →						
1.4 (77 kW) / 1.6 (85/90 kW) / 2.0 (105 kW)			554 400 053	<b>C30</b>	552 400 047	<b>C22</b>	012
1.4 (80 kW) *			554 400 053	<b>C30</b>	552 400 047	<b>C22</b>	012
1.6 (93 kW)		560 901 068 					027AGM
1.6 CRDi (66 kW) *		570 901 076 					096AGM
2.0 CRDi (103 kW)				570 412 063	<b>E23</b>		068
2.0 CRDi (103 kW)				570 412 063	<b>E23</b>		068
<b>i30 CW Estate</b>	02/08 →						
1.6 (85 kW) / 2.0 (105 kW)			554 400 053	<b>C30</b>	552 400 047	<b>C22</b>	012
1.6 (93 kW) *			554 400 053	<b>C30</b>	552 400 047	<b>C22</b>	012
1.6 CRDi (66 kW) *		560 901 068 					027AGM
1.6 CRDi (66 kW) *		570 901 076 					096AGM
2.0 CRDi (103 kW)				570 412 063	<b>E23</b>		068
2.0 CRDi (103 kW)				570 412 063	<b>E23</b>		068
<b>LANTRA I (J-1)</b>	10/90 - 11/95						
1.5 i.e. (63 kW) *	01/94- -12/93			545 156 033	<b>B32</b>		053
1.6 i.e. 16V (78 kW) / 1.8 i.e. 16V (93 kW)				545 079 030	<b>B24</b>		049
1.6 i.e. 16V (78 kW) / 1.8 i.e. 16V (93 kW)				560 411 054	<b>D48</b>		014
<b>LANTRA II (J-2)</b>	11/95 - 10/00						
1.5 12V (65 kW)			554 400 053	<b>C30</b>	552 400 047	<b>C22</b>	012
1.6 i (66 kW) / 1.6 16V (84 kW) *	-05/98 06/99-		554 400 053	<b>C30</b>	552 400 047	<b>C22</b>	048
1.6 i (66 kW) / 1.6 16V (84 kW) *			554 400 053	<b>C30</b>	552 400 047	<b>C22</b>	012
1.8 16V (94 kW) / 2.0 16V (102 kW) / 2.0 (100 kW)			563 400 061	<b>D15</b>	560 408 054	<b>D24</b>	027
1.8 16V (94 kW) / 2.0 16V (102 kW) / 2.0 (100 kW)			563 400 061	<b>D15</b>	560 408 054	<b>D24</b>	027
1.9 D (50 kW)				595 404 083	<b>G7</b>		335
<b>LANTRA II Wagon (J2)</b>	02/96 →						
1.5 12V (65 kW)			554 400 053	<b>C30</b>	552 400 047	<b>C22</b>	012
1.6 i (66 kW) / 1.6 16V (84 kW) *	-05/98 06/99-		554 400 053	<b>C30</b>	552 400 047	<b>C22</b>	048
1.6 i (66 kW) / 1.6 16V (84 kW) *			554 400 053	<b>C30</b>	552 400 047	<b>C22</b>	012
1.8 16V (94 kW) / 2.0 16V (102 kW) / 2.0 (100 kW)			563 400 061	<b>D15</b>	560 408 054	<b>D24</b>	027
1.8 16V (94 kW) / 2.0 16V (102 kW) / 2.0 (100 kW)			563 400 061	<b>D15</b>	560 408 054	<b>D24</b>	027
1.9 D (50 kW)				595 404 083	<b>G7</b>		335
<b>MATRIX (FC)</b>	06/01 - 12/05						
1.6 (76 kW)	06/01-04/06		563 400 061	<b>D15</b>	560 408 054	<b>D24</b>	027
1.8 (90 kW)			563 400 061	<b>D15</b>	560 408 054	<b>D24</b>	027
1.5 CRDi (60 kW) / 1.5 CRDi VGT (81 kW)					570 412 063	<b>E23</b>	068
<b>PONY</b>	06/74 - 06/86						
1.2 (40 kW) / 1.4 (50 kW) *						545 079 030	049
1.2 (40 kW) / 1.4 (50 kW) *				560 411 054	<b>D48</b>		014
<b>PONY Wagon</b>	02/78 - 06/86						
1.2 (40 kW) / 1.4 (50 kW) *						545 079 030	049
1.2 (40 kW) / 1.4 (50 kW) *				560 411 054	<b>D48</b>		014
<b>PONY</b>	10/85 - 09/89						
1.3 (50 kW) / 1.5 (53 kW) *						545 079 030	049
1.3 (50 kW) / 1.5 (53 kW) *				560 411 054	<b>D48</b>		014

H

FORD  
VW  
  
\*





Adapter/Adattatore/Adaptateur/Adaptador/Адаптер  
Adapter/Adattatore/Adaptateur/Adaptador/Адаптер  
For cars with Start/Stop (Must replace AGM with AGM, EFB with EFB)  
Please check as 2 different size batteries can be fitted depending on electrical options

  
BY JOHNSON CONTROLS

		<b>Start Stop Plus / Start Stop</b> ... B51 2 / B60 2	<b>SILVER dynamic</b> ... 316 2	<b>BLUE dynamic</b> ... 313 2	<b>BLACK dynamic</b> ... 312 2		<b>UK</b>
---	---	--	------------------------------------	----------------------------------	-----------------------------------	---	-----------

HYUNDAI							
<b>PONY Saloon</b>	10/85 - 09/89						
1.3 (50 kW) / 1.5 (53 kW) *				560 411 054	D48	545 079 030	B24 049 014
<b>PONY (X-2)</b>	10/89 - 01/95					545 079 030	B24 049
1.3 (43 kW) / 1.5 (53 kW) / 1.5 i (61/62 kW)							
<b>PONY/EXCEL Saloon (X-2)</b>	01/90 - 01/95					545 079 030	B24 049
1.3 (49 kW) / 1.5 (53 kW) / 1.5 i (61/62 kW)							
<b>SANTAMO</b>	10/98 →						
2.0 16V (102 kW)				560 411 054	D48		014
<b>SANTA FÉ (SM)</b>	02/01 →						
2.0 (99 kW) / 2.4 16V (100/107 kW) / 2.4 16V 4x4 (100/107 kW) / 3.3 4x4 (173 kW) / 3.5 (147 kW) / 3.5 4x4 (147 kW)			563 400 061	D15	560 408 054	D24	027
2.7 V6 4x4 (127 kW)					570 412 063	E23	068
2.0 CRDi (83 kW) / 2.0 CRDi 4x4 (83 kW) / 2.0 CRDi All-wheel Drive (107 kW)					595 404 083	G7	335
<b>SANTA FÉ (CM)</b>	03/06 →						
2.7 (125 kW) / 2.7 4x4 (125 kW) / 2.7 V6 GLS (139 kW) / 2.7 V6 GLS 4x4 (139 kW) / 3.3 Dynamic 4x4 (173 kW) / 2.2 CRDi (102/114 kW) / 2.2 CRDi 4x4 (102/114 kW) / 2.2 CRDi GLS (110 kW) / 2.2 CRDi GLS 4x4 (110 kW)					595 404 083	G7	335
<b>S COUPE (SLC)</b>	02/90 - 05/96						
1.5 GS (57 kW) *	-12/91 01/92-					545 079 030	B24 049 057
1.5 i (62 kW) / 1.5 i Turbo (85 kW) *	-12/93 01/94-				545 158 033	B34	049 057
<b>SONATA I (Y-2)</b>	09/88 - 10/93						
1.8 i (70 kW) / 2.0 i (74/80 kW) / 2.0 i 16V (96 kW) / 2.4 i (83 kW) / 3.0 i V6 (107 kW)					570 413 063	E24	069
<b>SONATA II (Y-3)</b>	05/93 - 08/98						
1.8 GLS (63 kW) / 1.8 i (72 kW) / 2.0 i (70/77 kW) / 2.0 i 16V (92/102 kW) *			563 401 061	D39	560 127 054	D43	078 077
3.0 i V6 (107 kW)					570 413 063	E24	069
<b>SONATA III (EF)</b>	03/98 - 10/01						
2.0 16V (100 kW)			563 400 061	D15	560 408 054	D24	556 400 048
2.5 V6 24V (118 kW) / 2.4 16V (105 kW)			577 400 078	E44	574 012 068	E11	C14 096
<b>SONATA IV (EU4)</b>	10/01 - 11/04						
2.0 (96 kW) / 2.0 VVTi GLS (106 kW) / 2.7 V6 (127/129 kW)			563 400 061	D15	560 408 054	D24	027
2.0 CRDi Dynamic (103 kW) / 2.2 CRDi GLS (110 kW)					570 412 063	E23	068
<b>SONATA V (NF)</b>	01/05 →						
2.0 VVTi GLS (106 kW) / 2.4 (119 kW) / 3.3 (171 kW)					570 412 063	E23	068
2.0 CRDi (100 kW) / 2.2 CRDi GLS (110 kW)					595 404 083	G7	335
<b>STAREX (H1)</b>	06/97 →						
2.4 (82 kW) / 2.4 4WD (82 kW) / 2.5 Tci (73/74 kW)					574 013 068	E12	086
2.5 TD (59 kW) / 2.5 TD 4WD (59 kW) / 2.5 CRDi (103 kW) / 2.5 CRDi 4x4 (103 kW)					595 404 083	G7	335
<b>STELLAR (F31_, SF2_)</b>	10/83 - 12/91						
1.4 (50 kW) / 1.6 (56 kW) / 2.0 GSL (61/66/74 kW)			554 400 053	C30	552 400 047	C22	545 412 040
<b>TERRACAN (HP)</b>	06/01 →						
3.5 i V6 4WD (143 kW) / 2.5 D (74/59 kW) / 2.5 TD (74 kW) / 2.9 CRDi (110/110/120 kW)					595 404 083	G7	335




FORD  
VW  
\* Adapter/Adattatore/Adaptateur/Adaptador/Адаптер  
Adapter/Adattatore/Adaptateur/Adaptador/Адаптер  
For cars with Start/Stop (Must replace AGM with AGM, EFB with EFB)  
Please check as 2 different size batteries can be fitted depending on electrical options

 		<b>Start Stop Plus / Start Stop</b> ... B51 2 / B60 2	<b>SILVER dynamic</b> ... 316 2	<b>BLUE dynamic</b> ... 313 2	<b>BLACK dynamic</b> ... 312 2		<b>UK</b>
<b>HYUNDAI</b>							
<b>TRAJET (FO)</b>	03/00 →						
2.0 (104 kW) / 2.7 V6 (127 kW) / 2.0 CRDi (92 kW)			563 400 061 <i>D15</i>	560 408 054 <i>D24</i>			027
2.0 CRDi (83 kW)				595 404 083 <i>G7</i>			335
<b>TUCSON (JM)</b>	08/04 →						
2.0 (104 kW) / 2.0 All-wheel Drive (104 kW) / 2.7 All-wheel Drive (129 kW) / 2.0 CRDi (83/88/100/103 kW) / 2.0 CRDi All-wheel Drive (83/100/103 kW)				595 404 083 <i>G7</i>			335
2.0 CRDi All-wheel Drive (88 kW)				595 404 083 <i>G7</i>			335
<b>XG</b>	12/98 →						
25 (120 kW) / 30/300 (138 kW) / 350 (145 kW)			577 400 078 <i>E44</i>	574 012 068 <i>E11</i>	570 409 064 <i>E13</i>		096
<b>INNOCENTI</b>							
<b>ELBA (146)</b>	08/91 - 12/96						
1.4 i.e. (49 kW) / 1.5 i.e. (55 kW) / 1.6 i.e. (55 kW)			554 400 053 <i>C30</i>	552 400 047 <i>C22</i>	545 412 040 <i>B19</i>		012
1.7 D (42 kW)			563 400 061 <i>D15</i>	560 408 054 <i>D24</i>	556 400 048 <i>C14</i>		027
<b>MINI</b>	05/74 - 01/95						
0.55 (24 kW) / 0.65 (23/23 kW) / 1.0 (27/32/35/39 kW) / 1.3 (47 kW) / 1.3 De Tomaso (51 kW)			552 401 052 <i>C6</i>	544 402 044 <i>B18</i>	541 400 036 <i>A17</i>		063
<b>IRMSCHER</b>							
<b>COUPE</b>	01/97 →						
1.6 16V (78 kW) *			561 400 060 <i>D21</i>	560 409 054 <i>D59</i>	553 400 047 <i>C10</i>		075 065
<b>GT</b>	01/88 - 12/90						
3.6 (147 kW) *			561 400 060 <i>D21</i>	560 409 054 <i>D59</i>	553 400 047 <i>C10</i>		075 065
<b>SENATOR</b>	01/90 - 12/96						
4.0 24V (200 kW) *			561 400 060 <i>D21</i>	560 409 054 <i>D59</i>	553 400 047 <i>C10</i>		075 065
<b>OMEGA Caravan</b>	01/90 - 12/96						
4.0 i (200 kW) *			561 400 060 <i>D21</i>	560 409 054 <i>D59</i>	553 400 047 <i>C10</i>		075 065
<b>ISUZU</b>							
<b>CAMPO (KB)</b>	04/77 - 12/91						
2.0 (48 kW) / 2.0 4WD (48 kW) / 2.0 D (36 kW) / 2.0 D 4WD (36 kW)				570 413 063 <i>E24</i>			069
2.2 (66 kW) / 2.2 D (39/45 kW) / 2.2 D 4WD (39 kW) / 2.5 D (55 kW) / 2.5 D 4WD (55 kW)				595 404 083 <i>G7</i>			335
<b>D-MAX (8DH)</b>	05/02 →						
2.4 4x4 (94 kW) / 3.5 V6 24V 4x4 (147 kW) / 2.5 D 4x4 (74 kW) / 3.0 DiTD (96 kW) / 3.0 DiTD 4x4 (96 kW)				595 405 083 <i>G8</i>			334
2.5 D (74 kW)				595 404 083 <i>G7</i>			335
2.5 DiTD 4x4 (100 kW) / 3.0 D 4x4 (120 kW)				570 412 063 <i>E23</i>			068
<b>GEMINI (JT)</b>	02/88 - 12/90						
1.5 (52 kW) / 1.6 GTI 16V (84 kW)				560 410 054 <i>D47</i>			005
1.5 D (37 kW) / 1.5 TD (49 kW)				570 412 063 <i>E23</i>			068
<b>GEMINI Saloon (JT)</b>	02/88 - 12/90						
1.5 (52 kW)				560 410 054 <i>D47</i>			005
1.5 D (37 kW) / 1.5 TD (49 kW)				570 412 063 <i>E23</i>			068
<b>GEMINI</b>	01/90 - 12/93						
1.5 (73 kW) / 1.6 (97/132 kW) / 1.8 (105 kW)				560 410 054 <i>D47</i>			005
1.7 TD (65 kW)				570 413 063 <i>E24</i>			069
<b>GEMINI Saloon</b>	01/90 - 12/93						
1.5 (73 kW) / 1.6 (97/132 kW) / 1.8 (105 kW)				560 410 054 <i>D47</i>			005
1.7 TD (65 kW)				570 413 063 <i>E24</i>			069
<b>IMPULSE</b>	01/90 - 12/93						
1.6 (71 kW)				560 410 054 <i>D47</i>			005





FORD  
VW  
▲  
\*

Adapter/Adattatore/Adaptateur/Adaptador/Адаптер  
Adapter/Adattatore/Adaptateur/Adaptador/Адаптер  
For cars with Start/Stop (Must replace AGM with AGM, EFB with EFB)  
Please check as 2 different size batteries can be fitted depending on electrical options

**VARTA**  
BY JOHNSON CONTROLS

		<b>Start Stop Plus / Start Stop</b> ... B51 2 / B60 2	<b>SILVER dynamic</b> ... 316 2	<b>BLUE dynamic</b> ... 313 2	<b>BLACK dynamic</b> ... 312 2		<b>UK</b>
<b>ISUZU</b>							
<b>MIDI Bus (94000, 98000)</b>	01/89 →						
2.0 (61 kW) / 2.0 4WD (61 kW) / 2.0 TD (51 kW) / 2.2 D (45 kW) / 2.2 D 4WD (45 kW) / 2.4 D (56 kW)				595 405 083	G8		334
<b>MIDI Van (94000, 98000)</b>	01/88 →						
2.0 (61 kW) / 2.0 4WD (61 kW) / 2.0 TD (51 kW) / 2.2 D (45 kW) / 2.2 D 4WD (45 kW) / 2.4 TD (56 kW)				595 405 083	G8		334
<b>MIDI Box (98000N)</b>	01/88 →						
2.0 (61 kW) / 2.0 4WD (61 kW) / 2.2 D (45 kW) / 2.2 D 4WD (45 kW) / 2.4 TD (56 kW)				595 405 083	G8		334
<b>PIAZZA (JR_)</b>	06/81 - 12/90						
2.0 Turbo (110 kW)				570 413 063	E24		069
<b>TROOPER (UBS)</b>	01/83 - 12/91						
2.6 CLS Plane 4x4 (66 kW) / 2.2 D 4x4 (39 kW)				570 413 063	E24		069
2.8 TD (71 kW)				595 405 083	G8		334
<b>TROOPER Open Off-Road Vehicle (UBS)</b>	01/83 - 12/91						
2.2 (58 kW) / 2.3 (66 kW) / 2.6 CLS Plane 4x4 (66 kW) / 2.6 i (85 kW)				570 413 063	E24		069
2.2 D 4x4 (39 kW) / 2.2 D (45 kW) / 2.2 TD (53 kW)				595 405 083	G8		334
<b>TROOPER (UB)</b>	08/91 - 04/00						
3.2 (130 kW) / 3.1 TD (84 kW)				595 405 083	G8		334
<b>TROOPER Open Off-Road Vehicle (UB)</b>	08/91 - 07/98						
3.2 (130 kW) / 3.1 TD (84 kW)				595 405 083	G8		334
<b>TROOPER</b>	04/00 →						
3.5 V6 24V (158 kW) / 3.0 DTI (118 kW)				595 405 083	G8		334
<b>TROOPER Open Off-Road Vehicle</b>	04/00 →						
3.5 V6 24V (158 kW) / 3.0 DTI (118 kW)				595 405 083	G8		334
<b>IVECO</b>							
<b>MASSIF Station Wagon</b>	10/08 →						
3.0 HPI (107 kW) / 3.0 HPT (130 kW)			600 402 083	H3	595 402 080	G3	019
<b>MASSIF Pickup</b>	10/08 →						
3.0 HPI (107 kW) / 3.0 HPT (130 kW)			600 402 083	H3	595 402 080	G3	019
<b>MASSIF Single Cab</b>	10/08 →						
3.0 HPI (107 kW) / 3.0 HPT (130 kW)			600 402 083	H3	595 402 080	G3	019
<b>JAGUAR</b>							
<b>S-TYPE (CCX)</b>	01/99 →						
2.5 V6 (147 kW) / 3.0 V6 (175 kW) / 4.0 V8 (203 kW) / 4.2 V8 (219 kW) / R 4.2 V8 (291 kW) / 2.7 D (152 kW) *		595 901 085	G14	600 402 083	H3	595 402 080	G3
<b>XF</b>	03/08 →						
3.0 (175 kW) / 4.2 (219 kW) / 4.2 Kompressor (306 kW) / 5.0 (283 kW) / 5.0 Kompressor (375 kW) / 2.7 D (152 kW) / 3.0 D (177/202 kW) *		595 901 085	G14	600 402 083	H3	595 402 080	G3
<b>X-TYPE (CF1)</b>	06/01 →						
2.0 V6 (115 kW) / 2.5 V6 (144 kW) / 3.0 V6 (169 kW) / 2.0 D (96 kW) *		570 901 076	E39	577 400 078	E44	574 012 068	E11
2.2 D (107 kW) *		570 901 076	E39	585 200 080	F18	580 406 074	F17
				577 400 078	E44	574 012 068	E11
2.2 D (114 kW) *		570 901 076	E39	585 200 080	F18	580 406 074	F17
				577 400 078	E44	574 012 068	E11
<b>X-TYPE Estate</b>	11/03 →						
2.0 V6 (115 kW) / 2.5 (144 kW) / 3.0 (169 kW) *		570 901 076	E39	577 400 078	E44	574 012 068	E11

FORD  
VW  
\* Adapter/Adattatore/Adaptateur/Adaptador/Адаптер  
Adapter/Adattatore/Adaptateur/Adaptador/Адаптер  
For cars with Start/Stop (Must replace AGM with AGM, EFB with EFB)  
Please check as 2 different size batteries can be fitted depending on electrical options




 		Start Stop Plus / Start Stop ... B51 2 / B60 2	SILVER <i>dynamic</i> ... 316 2	BLUE <i>dynamic</i> ... 313 2	BLACK <i>dynamic</i> ... 312 2		UK
<b>JAGUAR</b>							
<b>X-TYPE Estate</b>	11/03 →						
2.0 D (96 kW) / 2.2 D (114 kW)			585 200 080 F18	580 406 074 F17			110
2.2 D (107 kW)			585 200 080 F18	580 406 074 F17			110
<b>XJ</b>	07/68 - 02/93						
6 3.4 (119 kW) / Sovereign V12 (194/197 kW)			563 400 061 D15	560 408 054 D24	556 400 048 C14		027
6 4.2 (130 kW) / 12 5.3 (187/211 kW) / 12 H.E. (217 kW) *		570 901 076 E39	577 400 078 E44	574 012 068 E11	570 409 064 E13		096AGM 096
<b>XJ (XJ 40, 81)</b>	10/86 - 11/94						
6 2.9 (108 kW) / 6 3.6 (136/145/156 kW)			563 400 061 D15	560 408 054 D24	556 400 048 C14		027
6 3.2 24V (146 kW) *		570 901 076 E39	577 400 078 E44	574 012 068 E11	570 409 064 E13		096AGM 096
6 4.0 (163 kW) / 4.0 (166/187 kW) / V12 6.0 (229 kW) *		570 901 076 E39	577 400 078 E44	574 012 068 E11	570 409 064 E13		096AGM 096
<b>XJ (X300)</b>	11/94 - 07/97						
6 3.2 (155 kW) / 6 Sovereign 4.0 (177 kW) / R Super Charged 4.0 (235 kW) / 12 6.0 (229 kW) *		570 901 076 E39	577 400 078 E44	574 012 068 E11	570 409 064 E13		096AGM 096
<b>XJ (NAW, NBW)</b>	07/97 - 05/03						
8 3.2 (174 kW) / 8 4.0 (209 kW) / R 4.0 (267 kW) *		570 901 076 E39	577 400 078 E44	574 012 068 E11	570 409 064 E13		096AGM 096
<b>XJ</b>	05/03 →						
6 3.0 (175 kW) / 8 3.5 (190 kW) / 8 4.2 (219 kW) / R 4.2 (291 kW) / 6 2,7 D (152 kW) *		570 901 076 E39	577 400 078 E44	574 012 068 E11			096AGM 096
<b>XJS Coupe</b>	09/75 - 03/96						
3.6 (136 kW) / 4.0 (163/171 kW) / 5.3 H.E. (194/217 kW) / 5.3 (197/202/207/211/213 kW) / 6.0 (222/238 kW) *		570 901 076 E39	577 400 078 E44	574 012 068 E11	570 409 064 E13		096AGM 096
6.0 (248 kW) *		570 901 076 E39	577 400 078 E44	574 012 068 E11	570 409 064 E13		096AGM 096
<b>XJSC Convertible</b>	07/85 - 03/96						
3.6 (136 kW) / 4.0 (163/171 kW) / 5.3 H.E. (194/217 kW) / 5.3 (197/202/207/211 kW) / 6.0 (222 kW) *		570 901 076 E39	577 400 078 E44	574 012 068 E11	570 409 064 E13		096AGM 096
<b>XK 8 Coupe (QEV)</b>	03/96 →						
4.0 (209 kW) / 4.2 (219 kW) / R 4,2 (291 kW) *		595 901 085 G14	600 402 083 H3	595 402 080 G3	590 122 072 F6		017 019AGM 019
4.0 (216 kW) *		595 901 085 G14	600 402 083 H3	595 402 080 G3	590 122 072 F6		017 019AGM 019
<b>XK 8 Convertible (QDV)</b>	03/96 →						
4.0 (209 kW) / 4.2 (219 kW) / R 4,2 (291 kW) *		595 901 085 G14	600 402 083 H3	595 402 080 G3	590 122 072 F6		017 019AGM 019
4.0 (216 kW) *		595 901 085 G14	600 402 083 H3	595 402 080 G3	590 122 072 F6		017 019AGM 019
<b>XK Coupe</b>	03/06 →						
3.5 XK (190 kW) / 4.2 XK8 (219 kW) / 4.2 XKR (291/306 kW) *		595 901 085 G14	600 402 083 H3	595 402 080 G3			019AGM 019
<b>XK Convertible</b>	03/06 →						
3.6 (190 kW) / 5.0 XKR (375/375 kW) *		595 901 085 G14	600 402 083 H3	595 402 080 G3			019AGM 019
4.2 XK8 (219 kW) / 4.2 XKR (306 kW) *		595 901 085 G14	600 402 083 H3	595 402 080 G3			019AGM 019
<b>JEEP</b>							
<b>CJ5 - CJ8</b>	01/66 - 12/87						
2.0 (63 kW)			563 400 061 D15	560 408 054 D24	556 400 048 C14		027
2.1 D (44 kW) / 2.4 D (44 kW)				570 413 063 E24			069


FORD  
VW  
▲  
\*









Adapter/Adattatore/Adaptateur/Adaptador/Адаптер  
Adapter/Adattatore/Adaptateur/Adaptador/Адаптер  
For cars with Start/Stop (Must replace AGM with AGM, EFB with EFB)  
Please check as 2 different size batteries can be fitted depending on electrical options

  
BY JOHNSON CONTROLS



		<b>Start Stop Plus / Start Stop</b> ... B51 2 / B60 2	<b>SILVER dynamic</b> ... 316 2	<b>BLUE dynamic</b> ... 313 2	<b>BLACK dynamic</b> ... 312 2		<b>UK</b>
<b>JEEP</b>							
<b>CHEROKEE (XJ)</b>	10/84 →						
2.5 (89 kW) / 2.5 Tdi 4x4 (85 kW) / 2.5 TD (85 kW)					574 013 068 E12		086
4.0 i (135 kW)					574 013 068 E12		086
2.1 TD (59 kW)					595 404 083 G7		335
<b>CHEROKEE (KJ)</b>	09/01 →						
3.7 V6 (150 kW) / 3.7 Laredo (150 kW)					574 013 068 E12		086
2.5 CRD (105 kW) / 2.8 CRD (110/120 kW)					574 013 068 E12		086
<b>COMMANDER</b>	09/05 →						
3.7 V6 (157 kW) / 4.7 V8 (170 kW) / 5.7 V8 (240 kW) *		570 901 076 E39	577 400 078 E44		574 012 068 E11		096AGM 096
<b>COMPASS</b>	08/06 →						
2.0 CRD 4x4 (103 kW)					574 013 068 E12		086
<b>GRAND CHEROKEE I (Z)</b>	09/91 - 04/99						
4.0 i (130 kW) / 4.0 Laredo (131 kW) / 5.2 Limited 4x4 (136 kW) / 5.2 i (155/158 kW) / 5.2 (156 kW) / 5.9 i (177 kW)					570 413 063 E24		069
5.2 (164 kW) / 5.2 4WD (164 kW)					570 413 063 E24		069
2.5 TD (85 kW) / 2.5 TD Laredo (85 kW)					574 013 068 E12		086
<b>GRAND CHEROKEE II (WJ, WG)</b>	10/98 →						
3.7 Laredo (157 kW) / 4.7 (167 kW) / 3.1 TD (103 kW)					574 013 068 E12		086
4.0 4x4 (140 kW) / 4.7 V8 (164/190 kW) / 4.7 V8 4x4 (167 kW) *		570 901 076 E39	577 400 078 E44		574 012 068 E11		096AGM 096
4.7 V8 (162 kW)					574 012 068 E11		096
2.7 CRD 4x4 (120 kW) / 2.7 CRD Laredo (120 kW) *		595 901 085 G14	600 402 083 H3		595 402 080 G3		019AGM 019
2.7 CRD 4x4 (120 kW) *		595 901 085 G14	600 402 083 H3				019AGM 019
<b>GRAND CHEROKEE III</b>	06/05 →						
3.7 V6 (157 kW) / 4.7 V8 (170 kW) / 5.7 V8 (240 kW) / 6.1 V8 (313 kW) *		570 901 076 E39	577 400 078 E44		574 012 068 E11		096AGM 096
3.0 CRD (160 kW) *		595 901 085 G14	600 402 083 H3				019AGM 019
<b>PATRIOT</b>	01/08 →						
2.4 (125 kW) / 2.4 Eco + (125 kW) / 2.0 CRD (103 kW)					574 013 068 E12		086
<b>WRANGLER I (YJ, SJ_)</b>	08/86 - 08/96						
2.5 (89 kW) / 4.0 2WD (131 kW) / 4.0 (131/131 kW) / 4.2 2WD (82 kW) / 4.2 (84 kW)					574 013 068 E12		086
<b>WRANGLER II (TJ)</b>	08/96 →						
2.4 (105 kW) / 2.5 (87 kW) / 4.0 (124/130 kW) / 4.0 Rubicon (128 kW)			563 401 061 D39		560 127 054 D43		077
3.8 (153 kW)					570 413 063 E24		069
<b>WRANGLER III (JK)</b>	04/07 →						
2.8 CRD (130 kW)					574 013 068 E12		086
<b>JENSEN</b>							
<b>INTERCEPTOR S4</b>	01/87 - 12/91						
5.9 (179 kW)					570 413 063 E24		069
<b>S-V8</b>	10/98 →						
4.6 (243 kW)					570 413 063 E24		069
<b>JIANGLING LANDWIND</b>							
<b>LANDWIND</b>	09/05 →						
2.0 (84 kW) / 2.4 (92 kW) / 2.8 D (68 kW)					595 405 083 G8		334
<b>KIA</b>							
<b>BESTA Box</b>	02/96 →						
2.2 D (48 kW)					595 404 083 G7		335
<b>CARENS I (FC)</b>	11/00 - 07/02						
1.8 i (81 kW) / 2.0 GSX (100 kW)			563 400 061 D15		560 408 054 D24		027




FORD  
  
  
 Adapter/Adattatore/Adaptateur/Adaptador/Адаптер  
 Adapter/Adattatore/Adaptateur/Adaptador/Адаптер  
 For cars with Start/Stop (Must replace AGM with AGM, EFB with EFB)  
 \* Please check as 2 different size batteries can be fitted depending on electrical options

		<b>Start Stop Plus / Start Stop</b> ... B51 2 / B60 2	<b>SILVER dynamic</b> ... 316 2	<b>BLUE dynamic</b> ... 313 2	<b>BLACK dynamic</b> ... 312 2		<b>UK</b>
<b>KIA</b>							
<b>CARENS II (FJ)</b>	07/02 →						
1.6 (77 kW) / 1.8 (93 kW) / 2.0 CVVT (102 kW)			563 400 061 <i>D15</i>	560 408 054 <i>D24</i>			027
2.0 CRDi (83 kW)				570 412 063 <i>E23</i>			068
<b>CARENS III (UN)</b>	09/06 →						
2.0 CVVT (106 kW)			563 400 061 <i>D15</i>	560 408 054 <i>D24</i>			027
2.0 CRDi (103 kW)				570 412 063 <i>E23</i>			068
<b>CARNIVAL (UP)</b>	08/99 - 10/01						
2.5 V6 (121 kW) / 2.9 TD (93 kW)				560 410 054 <i>D47</i>			005
2.5 i (132 kW)				595 404 083 <i>G7</i>			335
<b>CARNIVAL II (GQ)</b>	10/01 →						
2.4 (109 kW) / 2.5 V6 (110 kW) / 3.5 (143 kW)				560 410 054 <i>D47</i>			005
2.9 CRDi (106 kW) / 2.9 TD (93 kW)				595 404 083 <i>G7</i>			335
<b>CARNIVAL III (UVP_)</b>	09/05 →						
3.8 (195 kW)				595 404 083 <i>G7</i>			335
2.9 CRDi LX (141 kW)				595 404 083 <i>G7</i>			335
<b>CEE'D Hatchback (ED)</b>	12/06 →						
1.4 (80 kW) / 1.6 (93 kW) *		560 901 068  <i>D52</i>		560 410 054 <i>D47</i>			005 027AGM
1.6 (90 kW) / 2.0 (105 kW) / 2.0 CRDi (103 kW)				560 410 054 <i>D47</i>			005
1.6 CRDi 90 (66 kW) / 1.6 CRDi 115 (85 kW) *		570 901 076  <i>E39</i>					096AGM 005
1.6 CRDi 115 (85 kW) *				560 410 054 <i>D47</i>			
<b>CEE'D Estate (ED)</b>	09/07 →						
1.4 (80 kW) *		560 901 068  <i>D52</i>		560 410 054 <i>D47</i>			005 027AGM
1.6 (90 kW) / 2.0 (105 kW)				560 410 054 <i>D47</i>			005
1.6 (93 kW)		560 901 068  <i>D52</i>					027AGM
1.6 CRDi 90 (66 kW) / 1.6 CRDi 115 (85 kW) *		570 901 076  <i>E39</i>					096AGM 005
2.0 CRDi (103 kW)				560 410 054 <i>D47</i>			005
<b>PRO CEE'D (ED)</b>	02/08 →						
1.4 (80 kW) / 1.6 (90/93 kW) / 2.0 (105 kW) / 1.6 CRDi 90 (66 kW) / 1.6 CRDi 115 (85 kW)				560 410 054 <i>D47</i>			005
2.0 CRDi (103 kW)				570 412 063 <i>E23</i>			068
<b>CERATO Saloon (LD)</b>	04/04 →						
1.6 (90 kW) / 2.0 (105 kW)			563 400 061 <i>D15</i>	560 408 054 <i>D24</i>			027
1.8 CVVT (93 kW)				560 410 054 <i>D47</i>			005
1.5 CRDi (75 kW) / 1.6 CRDi (85 kW) / 2.0 CRDi (83 kW)				570 412 063 <i>E23</i>			068
<b>CERATO (LD)</b>	03/04 →						
1.6 (90 kW) / 2.0 (105 kW)			563 400 061 <i>D15</i>	560 408 054 <i>D24</i>			027
1.5 CRDi (75 kW) / 1.6 CRDi (85 kW) / 2.0 CRDi (83 kW)				570 412 063 <i>E23</i>			068
<b>CLARUS (K9A)</b>	07/96 →						
1.8 i 16V (85 kW) / 2.0 i 16V (98 kW)			563 400 061 <i>D15</i>	560 408 054 <i>D24</i>	556 400 048 <i>C14</i>		027
<b>CLARUS Estate (GC)</b>	05/98 →						
1.8 i 16V (85 kW) / 2.0 i 16V (98 kW)			563 400 061 <i>D15</i>	560 408 054 <i>D24</i>	556 400 048 <i>C14</i>		027
<b>JOICE</b>	02/00 →						
2.0 (88 kW)				570 413 063 <i>E24</i>			069
<b>MAGENTIS (GD)</b>	05/01 →						
2.0 (100 kW) / 2.5 V6 (124 kW)			563 400 061 <i>D15</i>	560 408 054 <i>D24</i>			027
2.7 V6 (132 kW)			563 400 061 <i>D15</i>	560 408 054 <i>D24</i>			027
<b>MAGENTIS (MG)</b>	11/05 →						
2.0 (106 kW) / 2.7 (138 kW)			563 400 061 <i>D15</i>	560 408 054 <i>D24</i>			027
2.0 CRDi (103 kW)				570 412 063 <i>E23</i>			068
<b>OPIRUS (GH)</b>	09/03 →						
2.7 (120 kW) / 3.3 (173 kW)				595 404 083 <i>G7</i>			335
3.5 (149 kW) *				570 412 063 <i>E23</i>			068
				595 404 083 <i>G7</i>			335




FORD  
VW  


Adapter/Adattatore/Adaptateur/Adaptador/Адаптер  
Adapter/Adattatore/Adaptateur/Adaptador/Адаптер  
For cars with Start/Stop (Must replace AGM with AGM, EFB with EFB)  
Please check as 2 different size batteries can be fitted depending on electrical options

**VARTA**  
BY JOHNSON CONTROLS

		<b>Start Stop Plus / Start Stop</b> ... B51 2 / B60 2	<b>SILVER dynamic</b> ... 316 2	<b>BLUE dynamic</b> ... 313 2	<b>BLACK dynamic</b> ... 312 2		<b>UK</b>
<b>KIA</b>							
<b>OPIRUS (GH)</b> 3.8 V6 (196 kW) *	09/03 →				570 412 063 E23 595 404 083 G7		068 335
<b>PRIDE (DA)</b> 1.1 i (38 kW) / 1.3 16V (44/47/53 kW) / 1.3 i (51 kW) / 1.3 (54 kW) / 1.4 LX (71 kW) / 1.6 CVVT LX (82 kW) 1.5 CRDi LX (81 kW)	01/90 →				560 410 054 D47		005 068
<b>PRIDE Estate</b> 1.3 (47 kW)	08/99 →				560 410 054 D47		005
<b>RETONA (CE)</b> 2.0 16V (94 kW) 2.0 TD (61 kW)	06/99 →				560 410 054 D47 595 404 083 G7		005 335
<b>RIO (DC_)</b> 1.3 (55 kW) / 1.5 16V (72 kW)	09/00 - 02/05				560 410 054 D47		005
<b>RIO Estate (DC)</b> 1.3 (55 kW) / 1.5 16V (71/72 kW)	08/00 - 02/05				560 410 054 D47		005
<b>RIO II (JB)</b> 1.4 16V (71 kW) / 1.6 16V (82 kW) / 1.5 CRDi (81 kW)	03/05 →				560 410 054 D47		005
<b>RIO II Saloon (JB)</b> 1.4 16V (71 kW) / 1.6 16V (82 kW) / 1.5 CRDi (81 kW)	03/05 →				560 410 054 D47		005
<b>ROADSTER</b> 1.8 (100 kW)	08/99 →		563 400 061 D15	560 408 054 D24	556 400 048 C14		027
<b>SEPHIA (FA)</b> 1.5 i (59 kW) / 1.6 i (59 kW) / 1.8 i 16V (82 kW)	01/95 - 10/97				560 411 054 D48		014
<b>SEPHIA Saloon (FA)</b> 1.5 i (59 kW) / 1.6 i (59 kW) / 1.8 i 16V (82 kW)	09/93 - 10/97				560 411 054 D48		014
<b>SHUMA (FB)</b> 1.5 i 16V (65 kW) / 1.8 i 16V (81 kW) *	10/97 - 12/01		563 401 061 D39	560 127 054 D43	556 401 048 C15		078 077
<b>SHUMA Saloon (FB)</b> 1.5 (59 kW) / 1.5 i 16V (65 kW) / 1.8 GX (85 kW) *	03/96 - 10/01		563 401 061 D39	560 127 054 D43	556 401 048 C15		078 077
<b>SHUMA II (FB)</b> 1.6 (75 kW) 1.8 (84 kW)	05/01 - 08/04		563 401 061 D39	560 408 054 D24 560 127 054 D43			027 077
<b>SHUMA II Saloon (FB)</b> 1.6 (75 kW)	05/01 - 05/04		563 401 061 D39	560 127 054 D43			077
<b>SORENTO (JC)</b> 2.4 (102 kW) / 3.5 V6 (143 kW) 3.3 V6 (182 kW) / 3.8 All-wheel Drive (196 kW) 2.5 CRDi (103 kW)	08/02 →				570 413 063 E24 570 413 063 E24 595 405 083 G8		069 069 334
<b>SORENTO (XM)</b> 2.4 16V (129 kW) / 2.4 16V 4WD (129 kW) 2.2 CRDi (145 kW) / 2.2 CRDi 4WD (145 kW)	11/09 →				570 413 063 E24 595 405 083 G8		069 334
<b>SPORTAGE (K00)</b> 2.0 i 4WD (70 kW) / 2.0 (87 kW) / 2.0 4WD (87 kW) / 2.0 i 16V (94 kW) / 2.0 i 16V 4WD (94 kW) * 2.0 TD 4WD (61 kW) 2.2 D 4x4 (52 kW)	04/94 - 04/04		563 401 061 D39	560 127 054 D43	556 401 048 C15		078 077 068 027
<b>SPORTAGE (JE_)</b> 2.0 i 16V (104 kW) / 2.0 16V 4WD (104 kW) 2.7 V6 4WD (129 kW) 2.0 CRDi (83 kW) / 2.0 CRDi 4WD (83 kW)	09/04 →				560 410 054 D47 570 412 063 E23 595 404 083 G7		005 068 335

FORD  
VW  
\* Adapter/Adattatore/Adaptateur/Adaptador/Адаптер  
Adapter/Adattatore/Adaptateur/Adaptador/Адаптер  
For cars with Start/Stop (Must replace AGM with AGM, EFB with EFB)  
Please check as 2 different size batteries can be fitted depending on electrical options




		<b>Start Stop Plus / Start Stop</b> ... B51 2 / B60 2	<b>SILVER dynamic</b> ... 316 2	<b>BLUE dynamic</b> ... 313 2	<b>BLACK dynamic</b> ... 312 2		<b>UK</b>
<b>LADA</b>							
<b>110</b>	01/95 →						
1.5 (54 kW) / 1.5 16V (67/70 kW) / 2.0 i (110 kW) / Wankel (88 kW) *			563 401 061 D39	560 127 054 D43	556 401 048 C15		078 077
<b>111</b>	01/95 →						
1.5 (56 kW) / 1.5 16V (67/70 kW)			563 401 061 D39	560 127 054 D43			077
<b>112</b>	01/95 →						
1.5 (54 kW) / 1.5 16V (67/70 kW) *			563 401 061 D39	560 127 054 D43	556 401 048 C15		078 077
<b>1200-1500 Estate</b>	09/73 - 06/85						
1200 (44 kW) / 1300 (49 kW) / 1500 (54 kW) *			563 401 061 D39	560 127 054 D43	556 401 048 C15		078 077
<b>1200-1600</b>	01/70 - 02/93						
1200 L/S (44 kW) / 1300 (48/51 kW) / 1500 N/S (55 kW) / 1500 (55 kW) / 1600 N/L (57 kW) / 1600 (58 kW) *			563 401 061 D39	560 127 054 D43	556 401 048 C15		078 077
<b>2170</b>	12/08 →						
1.6 (72 kW)			563 401 061 D39	560 127 054 D43			077
<b>2172</b>	12/08 →						
1.6 (72 kW)			563 401 061 D39	560 127 054 D43			077
<b>KALINA Hatchback (1119)</b>	10/04 →						
1.4 16V (66 kW) / 1.4 16V LPG (65 kW)			563 401 061 D39	560 127 054 D43			077
1.6 (60 kW) / 1.6 16V (66 kW)			563 401 061 D39	560 127 054 D43			077
<b>KALINA Saloon (1118)</b>	10/04 →						
1.4 16V (66 kW) / 1.4 16V LPG (65 kW)			563 401 061 D39	560 127 054 D43			077
1.6 (60 kW) / 1.6 16V (66 kW)			563 401 061 D39	560 127 054 D43			077
<b>KALINA Estate (1117)</b>	10/04 →						
1.4 16V (66 kW) / 1.4 16V LPG (65 kW) / 1.6 (60 kW)			563 401 061 D39	560 127 054 D43			077
<b>NADESDHA (2120)</b>	12/97 →						
1.7 (60 kW) / 1.7 i (59 kW) / 1.8 (60 kW) / 1.8 i (67 kW) *			563 401 061 D39	560 127 054 D43	556 401 048 C15		078 077
<b>NIVA (2121)</b>	12/76 →						
1600 (54 kW) / 1700 i (59 kW) / 1700 i 4x4 (60 kW) / 1900 Diesel (47/55 kW) *			563 401 061 D39	560 127 054 D43	556 401 048 C15		078 077
<b>NIVA II (2123)</b>	09/02 →						
1.7 (59 kW)			563 401 061 D39	560 127 054 D43			077
1.7 LPG (57 kW)			563 401 061 D39	560 127 054 D43			077
<b>NOVA (2105, 2108, 2109)</b>	05/81 →						
1200 Junior/L (44 kW) / 1300 Spezial/L (48 kW) / 1500 S (52 kW) / 1500 Special (55 kW) / 1600 (56 kW) / 1700 i Classic (62 kW) *			563 401 061 D39	560 127 054 D43	556 401 048 C15		078 077
<b>NOVA Estate (2104)</b>	09/85 →						
1300 (48 kW) / 1500 (49/55 kW) / 1700 (62 kW) *			563 401 061 D39	560 127 054 D43	556 401 048 C15		078 077
<b>SAMARA (2108, 2109)</b>	01/86 →						
1100 (39 kW) / 1300 (45/46/48/50 kW) / 1500 (50/52/53 kW) / 1.5 (57 kW) *			563 401 061 D39	560 127 054 D43	556 401 048 C15		078 077
<b>SAMARA FORMA (21099)</b>	09/87 →						
1100 (39 kW) / 1300 (45/46/48/50 kW) / 1500 (50/52/53 kW) / 1.5 (57 kW) *			563 401 061 D39	560 127 054 D43	556 401 048 C15		078 077
<b>TOSCANA</b>	09/83 →						
1300 (48 kW) / 1500 (55 kW) *			563 401 061 D39	560 127 054 D43	556 401 048 C15		078 077
<b>LAMBORGHINI</b>							
<b>DIABLO</b>	01/90 →						
VT (361 kW) / SE (386 kW) / SV (390 kW) / GT 2 (470 kW) / GT 5.9 (423 kW) *		570 901 076 E39	577 400 078 E44	574 012 068 E11	570 409 064 E13		096AGM 096


FORD  
VW  
▲  
\*





Adapter/Adattatore/Adaptateur/Adaptador/Адаптер  
Adapter/Adattatore/Adaptateur/Adaptador/Адаптер  
For cars with Start/Stop (Must replace AGM with AGM, EFB with EFB)  
Please check as 2 different size batteries can be fitted depending on electrical options

**VARTA**  
BY JOHNSON CONTROLS

# LAMBORGHINI > LANCIA

		<b>Start Stop Plus / Start Stop</b> ... B51 2 / B60 2	<b>SILVER dynamic</b> ... 316 2	<b>BLUE dynamic</b> ... 313 2	<b>BLACK dynamic</b> ... 312 2		<b>UK</b>
<b>LAMBORGHINI</b>							
<b>JALPA</b>	01/82 - 12/87						
P 350 (188 kW)				560 411 054	<i>D48</i>		014
<b>MURCIÉLAGO</b>	11/01 →						
6.2 (426 kW) / LP 640 (471 kW) *		570 901 076	<i>E39</i>	577 400 078	<i>E44</i>	574 012 068	<i>E11</i>
							096AGM 096
<b>MURCIÉLAGO Roadster</b>	08/04 →						
6.2 (426 kW) *		570 901 076	<i>E39</i>	577 400 078	<i>E44</i>	574 012 068	<i>E11</i>
							096AGM 096
<b>URRACO</b>	01/74 - 12/81						
P200 (133 kW) / P250 (162 kW) / P300 (195 kW)						570 413 063	<i>E24</i>
							069
<b>LANCIA</b>							
<b>A 112</b>	03/78 - 12/86						
0.9 Junior (29 kW) / 1.0 Abarth (51 kW) *	01/83- -12/82					542 400 039	<i>B35</i>
						552 400 047	<i>C22</i>
	01/83-			554 400 053	<i>C30</i>		
1.0 LX (35 kW) *	03/84- 03/84-					542 400 039	<i>B35</i>
						552 400 047	<i>C22</i>
	03/84-			554 400 053	<i>C30</i>	545 413 040	<i>B20</i>
						545 412 040	<i>B19</i>
<b>BETA (828_B_)</b>	08/73 - 07/82						
1300 (61 kW) / 1600 (74 kW) / 2000 (85 kW)				563 401 061	<i>D39</i>	560 127 054	<i>D43</i>
						545 413 040	<i>B20</i>
<b>BETA Coupe (828BC)</b>	04/76 - 12/84						
1300 (62 kW) / 1600 (74 kW) / 2000 (85/88 kW) / 2000 i.e. (90 kW) / 2000 VX (99 kW)						542 400 039	<i>B35</i>
<b>BETA H.P.E. (828BF)</b>	05/76 - 09/84						
1600 (74 kW) / 2000 (85 kW) / 2000 i.e. (90 kW) / 2000 Volumex (99 kW)						542 400 039	<i>B35</i>
<b>BETA Spider (828BS)</b>	05/76 - 10/86						
1600 (74 kW) / 2000 (85 kW)						542 400 039	<i>B35</i>
<b>DEDRA (835)</b>	01/89 - 07/99						
1.6 i.e. (55 kW) *						542 400 039	<i>B35</i>
				554 400 053	<i>C30</i>	552 400 047	<i>C22</i>
						545 412 040	<i>B19</i>
				563 400 061	<i>D15</i>	560 408 054	<i>D24</i>
						556 400 048	<i>C14</i>
1.6 LE (66 kW) / 1.6 16V (76 kW) / 1.8 16V LE (83 kW) / 1.8 GT 16V (96 kW) / 1.8 i.e. (66 kW) / 2.0 i.e. (83/86 kW) / 2.0 16V (102 kW) / 2.0 i.e. Turbo (119 kW) / 2.0 i.e. Turbo Integrale (121 kW) / 2.0 HF Integrale (124 kW) / 2.0 Turbo (130 kW)							
1.9 TDS (66 kW) *		570 901 076	<i>E39</i>	577 400 078	<i>E44</i>	574 012 068	<i>E11</i>
						570 409 064	<i>E13</i>
							096AGM 096
<b>DEDRA SW (835)</b>	07/94 - 07/99						
1.6 (66 kW) / 1.6 16V (76 kW) / 1.8 16V LE (83 kW) / 1.8 GT 16V (96 kW) / 1.8 i.e. (74 kW) / 2.0 16V (102 kW) / 2.0 Integrale (102 kW)				563 400 061	<i>D15</i>	560 408 054	<i>D24</i>
						556 400 048	<i>C14</i>
1.9 TDS (66 kW) *		570 901 076	<i>E39</i>	577 400 078	<i>E44</i>	574 012 068	<i>E11</i>
						570 409 064	<i>E13</i>
							096AGM 096
<b>DELTA I (831AB0)</b>	09/79 - 01/94						
1.1 (47 kW) / 1.3 (55 kW) / 1.3 (58 kW) / 1.5 (63 kW) / 1.6 GT i.e. (66/80 kW) / 1.6 GT (77 kW) / 1.6 HF Turbo (96/97/103/122 kW)						545 413 040	<i>B20</i>
1.8 S4 (184 kW) / 2.0 HF Integrale (122/130/133 kW) / 2.0 16V HF Integrale (144 kW) / 2.0 16V HF Evo Integrale (155 kW) *				563 401 061	<i>D39</i>	560 127 054	<i>D43</i>
						556 401 048	<i>C15</i>
1.9 Turbo DS (59 kW) *		570 901 076	<i>E39</i>	577 400 078	<i>E44</i>	574 012 068	<i>E11</i>
						570 409 064	<i>E13</i>
							096AGM 096

FORD Adapter/Adattatore/Adaptateur/Adaptador/Адаптер  
 VW Adapter/Adattatore/Adaptateur/Adaptador/Адаптер  
 For cars with Start/Stop (Must replace AGM with AGM, EFB with EFB)  
 \* Please check as 2 different size batteries can be fitted depending on electrical options




		<b>Start Stop Plus / Start Stop</b> ... B51 2 / B60 2	<b>SILVER dynamic</b> ... 316 2	<b>BLUE dynamic</b> ... 313 2	<b>BLACK dynamic</b> ... 312 2		<b>UK</b>
<b>LANCIA</b>							
<b>DELTA II (836)</b>	06/93 - 09/99						
1.4 i.e. (51 kW) / 1.6 i.e. (55/66 kW) / 1.6 i.e. 16V (76 kW) *			554 400 053 <b>C30</b>	542 400 039 <b>B35</b>			202 012
1.8 (66 kW) / 1.8 i.e. 16V (83 kW) / 1.8 i.e. 16V GT (96 kW) / 1.8 i.e. (66 kW) / 2.0 16V (102 kW) / 2.0 (108 kW) / 2.0 16V Turbo (137/142 kW) *			563 400 061 <b>D15</b>	552 400 047 <b>C22</b>	545 412 040 <b>B19</b>		027 012
1.9 TD (66 kW) *		570 901 076 <b>E39</b>	577 400 078 <b>E44</b>	574 012 068 <b>E11</b>	570 409 064 <b>E13</b>		096AGM 096
<b>DELTA III</b>	09/08 →						
1.4 (88 kW) *			563 400 061 <b>D15</b>	552 400 047 <b>C22</b>			027 012
1.8 (147 kW) / 1.6 D Multijet (88 kW)			563 401 061 <b>D39</b>	560 127 054 <b>D43</b>			077
1.9 D Multijet (140 kW) / 2.0 D Multijet (121 kW) *		570 901 076 <b>E39</b>	577 400 078 <b>E44</b>	574 012 068 <b>E11</b>			096AGM 096
<b>GAMMA</b>	08/81 - 12/84						
2500 (103 kW) *			563 401 061 <b>D39</b>	560 127 054 <b>D43</b>	556 401 048 <b>C15</b>		078 077
<b>GAMMA Coupe</b>	08/81 - 04/84						
2500 (103 kW) *			563 401 061 <b>D39</b>	560 127 054 <b>D43</b>	556 401 048 <b>C15</b>		078 077
<b>KAPPA (838A)</b>	08/94 - 10/01						
2.0 16V Turbo (151 kW) / 2.0 20V (107/114 kW) / 2.0 20V Turbo (162 kW) / 2.4 20V (129 kW) / 3.0 24V (150 kW)			563 400 061 <b>D15</b>	560 408 054 <b>D24</b>	556 400 048 <b>C14</b>		027
2.4 T.DS (91 kW) / 2.4 JTD (100 kW) *		570 901 076 <b>E39</b>	577 400 078 <b>E44</b>	574 012 068 <b>E11</b>	570 409 064 <b>E13</b>		096AGM 096
<b>KAPPA SW (838B)</b>	07/96 - 10/01						
2.0 16V Turbo (151 kW) / 2.0 20V (114 kW) / 2.0 20V Turbo (162 kW) / 2.4 20V (129 kW) / 3.0 24V (150 kW)			563 400 061 <b>D15</b>	560 408 054 <b>D24</b>	556 400 048 <b>C14</b>		027
2.4 T.DS (91 kW) / 2.4 JTD (100 kW) *		570 901 076 <b>E39</b>	577 400 078 <b>E44</b>	574 012 068 <b>E11</b>	570 409 064 <b>E13</b>		096AGM 096
<b>KAPPA Coupe (838)</b>	07/96 - 03/01						
2.0 16V Turbo (151 kW) / 2.0 20V (114 kW) / 2.0 20V Turbo (162 kW) / 2.4 20V (129 kW) / 3.0 24V (150 kW) *		570 901 076 <b>E39</b>	577 400 078 <b>E44</b>	574 012 068 <b>E11</b>	570 409 064 <b>E13</b>		027 096AGM 096
<b>LYBRA (839AX)</b>	07/99 →						
1.6 16V (76 kW) / 1.6 (76 kW) / 1.8 16V (96 kW) / 2.0 20V (110/113 kW) *			563 400 061 <b>D15</b>	552 400 047 <b>C22</b>	545 412 040 <b>B19</b>		027 012
1.9 JTD (77 kW) / 2.4 JTD (99/103/110 kW) *		570 901 076 <b>E39</b>	563 400 061 <b>D15</b>	560 408 054 <b>D24</b>			027 096AGM 096
			577 400 078 <b>E44</b>	574 012 068 <b>E11</b>	570 409 064 <b>E13</b>		
<b>LYBRA SW (839BX)</b>	07/99 →						
1.6 16V (76 kW) / 1.6 (76 kW) / 1.8 16V (96 kW) / 2.0 20V (110/113 kW) *			563 400 061 <b>D15</b>	552 400 047 <b>C22</b>	545 412 040 <b>B19</b>		027 012
1.9 JTD (77 kW) / 2.4 JTD (99/103/110 kW) *		570 901 076 <b>E39</b>	577 400 078 <b>E44</b>	574 012 068 <b>E11</b>	556 400 048 <b>C14</b>		027 096AGM 096
			577 400 078 <b>E44</b>	574 012 068 <b>E11</b>	570 409 064 <b>E13</b>		
<b>MUSA</b>	10/04 →						
1.4 (57 kW)			554 400 053 <b>C30</b>	552 400 047 <b>C22</b>			012
1.4 (70 kW) *		560 500 056  <b>D53</b>	554 400 053 <b>C30</b>	552 400 047 <b>C22</b>			027EFB 012
1.3 D Multijet (51 kW) / 1.9 D Multijet (74 kW)			563 400 061 <b>D15</b>	560 408 054 <b>D24</b>			027
1.6 D Multijet (88 kW)			563 400 061 <b>D15</b>	560 408 054 <b>D24</b>			027
<b>PHEDRA (179)</b>	09/02 →						
2.0 (100 kW) / 3.0 V6 (150 kW) / 2.0 JTD (79/80 kW) / 2.0 D Multijet (100 kW) / 2.2 JTD (94 kW) *		570 901 076 <b>E39</b>	577 400 078 <b>E44</b>	574 012 068 <b>E11</b>			096AGM 096

FORD  
VW  


Adapter/Adattatore/Adaptateur/Adaptador/Адаптер  
Adapter/Adattatore/Adaptateur/Adaptador/Адаптер  
For cars with Start/Stop (Must replace AGM with AGM, EFB with EFB)  
Please check as 2 different size batteries can be fitted depending on electrical options




  
BY JOHNSON CONTROLS

# LANCIA > LAND ROVER

		<b>Start Stop Plus / Start Stop</b> ... B51 2 / B60 2	<b>SILVER dynamic</b> ... 316 2	<b>BLUE dynamic</b> ... 313 2	<b>BLACK dynamic</b> ... 312 2		<b>UK</b>
---	---	--	------------------------------------	----------------------------------	-----------------------------------	---	-----------

LANCIA							
<b>PRISMA (831AB0)</b>	01/83 - 02/92						
1.3 (58 kW) / 1.5 (55/59/63 kW) / 1.6 i.e. Super (66 kW) / 1.6 (73/77 kW) / 1.6 i.e. (80 kW) *			554 400 053 C30	542 400 039 B35 552 400 047 C22	545 412 040 B19		202 012
2.0 i.e. 4WD (85 kW)			563 400 061 D15	560 408 054 D24	556 400 048 C14		027
1.9 Diesel (48 kW) / 1.9 Turbo Diesel (59 kW) *		570 901 076 E39	577 400 078 E44	574 012 068 E11	570 409 064 E13		096AGM 096
<b>THEMA (834)</b>	11/84 - 07/94						
2000 i.e. (83 kW) / 2000 i.e. (86 kW) / 2000 i.e. 16V (104/108 kW) / 2000 i.e. Turbo (110 kW) / 2000 16V (112 kW) / 2000 i.e. Turbo (122 kW) / 2000 i.e. 16V Turbo (130 kW) / 2000 16V Turbo (133/148 kW) *			563 400 061 D15	560 408 054 D24 552 400 047 C22	556 400 048 C14 545 412 040 B19		027 012
2850 V6 i.e. (108 kW) / 8.32 (151/158 kW) / 3000 V6 (126 kW) *			563 400 061 D15	552 400 047 C22	545 412 040 B19		027 012
2500 Turbo D (74 kW) / 2500 Turbo DS (85/77/85 kW) *		570 901 076 E39	577 400 078 E44	574 012 068 E11	570 409 064 E13		096AGM 096
<b>THEMA SW (834)</b>	03/87 - 07/94						
2000 i.e. 16V (104 kW) / 2000 Turbo (110 kW) / 2000 16V (112 kW) / 2000 i.e. 16V Turbo (130/133 kW) / 2000 Turbo 16V (148 kW) / 3000 V6 (126 kW) *			563 400 061 D15	560 408 054 D24 552 400 047 C22	556 400 048 C14 545 412 040 B19		027 012
2500 Turbo DS (74 kW) *		570 901 076 E39	577 400 078 E44	574 012 068 E11	570 409 064 E13		096AGM 096
<b>THEESIS (841AX)</b>	07/02 →						
2.0 Turbo (136 kW) / 2.4 (125 kW) / 3.0 V6 (158 kW) / 3.2 V6 (169 kW) / 2.4 JTD (110/129 kW) / 2.4 D Multijet (136 kW) *		595 901 085 G14	600 402 083 H3	595 402 080 G3			019AGM 019
<b>Y10 (156)</b>	03/85 - 12/95						
1.0 Fire (32 kW) / 1.0 Fire 4WD (32 kW) / 1.0 Turbo (62 kW) / 1.1 i.e. Fire (37 kW) / 1.1 i.e. Fire 4WD (37 kW) / 1.1 Avenue (40 kW) / 1.1 Avenue 4WD (40 kW) / 1.1 i.e. (42 kW) / 1.1 i.e. 4WD (42 kW) / 1.3 i.e. Fire (53/56 kW) *			554 400 053 C30	542 400 039 B35 552 400 047 C22	545 412 040 B19		202 012
<b>Y (840A)</b>	11/95 - 09/03						
1.1 (40 kW) / 1.2 (44 kW) / 1.2 16V (59/63 kW) / 1.4 12V (55/59 kW) *			554 400 053 C30	542 400 039 B35 552 400 047 C22	545 412 040 B19		202 012
<b>YPSILON</b>	10/03 →						
1.2 (44 kW) / 1.4 (57 kW) / 1.4 16V (70 kW) *			554 400 053 C30	542 400 039 B35 552 400 047 C22			202 012
1.3 JTD (51 kW) / 1.3 D Multijet (55/66/77 kW)			563 400 061 D15	560 408 054 D24			027
<b>ZETA (220)</b>	05/95 - 09/02						
2.0 16V (97 kW) / 2.0 Turbo (108 kW) / 2.0 JTD (80/80 kW) / 2.1 TD (80 kW)			563 400 061 D15	560 408 054 D24	556 400 048 C14		027
LAND ROVER							
<b>88/109</b>	09/63 - 12/86						
2.3 (51 kW) / 3.5 (68 kW)				570 413 063 E24			069
2.3 D (46 kW)				595 405 083 G8			334
<b>88/109 Hardtop</b>	09/63 - 12/86						
2.3 (51 kW)				570 413 063 E24			069
2.3 D (46 kW)				595 405 083 G8			334
<b>90/110 (DHMC)</b>	09/83 - 07/90						
2.3 4x4 (52 kW) / 2.3 D 4x4 (46 kW)				570 413 063 E24			069
2.5 (62 kW) / 3.5 V8 (100 kW) / 2.5 D 4x4 (51 kW) / 2.5 TD (63 kW)				570 413 063 E24			069
<b>DEFENDER Station Wagon (LD)</b>	09/90 →						
2.5 4x4 (61 kW) / 3.5 4x4 (86 kW) / 3.9 V8 (136 kW) / 2.5 90,110 TDI (83 kW)				570 413 063 E24			069
3.9 4x4 (134 kW)				570 413 063 E24			069

FORD Adapter/Adattatore/Adaptateur/Adaptador/Адаптер  
 VW Adapter/Adattatore/Adaptateur/Adaptador/Адаптер  
 \* For cars with Start/Stop (Must replace AGM with AGM, EFB with EFB)  
 Please check as 2 different size batteries can be fitted depending on electrical options

		<b>Start Stop Plus / Start Stop</b> ... B51 2 / B60 2	<b>SILVER dynamic</b> ... 316 2	<b>BLUE dynamic</b> ... 313 2	<b>BLACK dynamic</b> ... 312 2		<b>UK</b>
<b>LAND ROVER</b>							
<b>DEFENDER (LD)</b>	09/90 →						
3.9 4x4 (134 kW)				570 413 063	<b>E24</b>		069
2.5 90 TDI (83 kW)				570 413 063	<b>E24</b>		069
<b>DEFENDER Pickup (LD_)</b>	10/95 →						
3.9 4x4 (134 kW)				570 413 063	<b>E24</b>		069
<b>DISCOVERY I (LJ, LG)</b>	10/89 - 10/98						
2.0 16 V (99 kW) / 3.5 4x4 (98 kW) / 3.5 (113 kW) / 3.9 V8 (134 kW) / 2.5 TDI (83 kW)				570 413 063	<b>E24</b>		069
3.5 4x4 (122 kW)				570 413 063	<b>E24</b>		069
<b>DISCOVERY II (LJ, LT)</b>	06/94 →						
2.0 16 V (99 kW) / 3.9 V8 (134 kW) / 4.0 V8 (136 kW)				570 413 063	<b>E24</b>		069
<b>DISCOVERY III (TAA)</b>	07/04 →						
4.4 (220 kW) / 2.7 TD (140 kW) *		595 901 085 <b>G14</b>	600 402 083 <b>H3</b>	595 402 080 <b>G3</b>			019AGM 019
<b>FREELANDER (LN)</b>	02/98 →						
1.8 16V (86 kW) / 1.8 i 16V (88 kW) / 2.5 V6 (130 kW)			563 400 061 <b>D15</b>	560 408 054 <b>D24</b>			027
2.0 DI (72 kW) / 2.0 Td4 (80/82 kW) *		570 901 076 <b>E39</b>	577 400 078 <b>E44</b>	574 012 068 <b>E11</b>	570 409 064 <b>E13</b>		096AGM 096
<b>FREELANDER Soft Top</b>	02/98 →						
1.8 i 16V (88 kW)			563 400 061 <b>D15</b>	560 408 054 <b>D24</b>	556 400 048 <b>C14</b>		027
2.0 DI (72 kW) *		570 901 076 <b>E39</b>	577 400 078 <b>E44</b>	574 012 068 <b>E11</b>	570 409 064 <b>E13</b>		096AGM 096
<b>FREELANDER 2 (FA_)</b>	10/06 →						
3.2 i6 HSE 4x4 (170 kW) / 3.2 (171 kW) / 2.2 TD4 (112 kW) / 2.2 TD4 4x4 (115 kW) *		570 901 076 <b>E39</b>	577 400 078 <b>E44</b>	574 012 068 <b>E11</b>			096AGM 096
2.2 TD4 (118 kW) *		570 901 076 <b>E39</b> 580 901 080 <b>F21</b>	577 400 078 <b>E44</b>	574 012 068 <b>E11</b>			096AGM 115AGM 096
<b>RANGE ROVER I (AE, AN, HAA, HAB, HAM, HBM, RE, RN)</b>	07/70 - 07/94						
3.5 Vogue (93 kW) / 3.5 (107/97 kW) / 3.9 CAT (127 kW) / 3.9 Vogue SEI (134 kW) / 4.3 Vogue LSE (149 kW) / 2.4 Diesel (78 kW) / 2.4 TD 4x4 (89 kW) / 2.5 TDi 4x4 (83 kW) / 2.5 TD 4x4 (89 kW)				570 413 063	<b>E24</b>		069
3.5 4x4 (96 kW) / 2.4 TD 4x4 (83 kW)				570 413 063	<b>E24</b>		069
<b>RANGE ROVER II (LP)</b>	07/94 - 03/02						
3.9 (140 kW) / 4.0 (136 kW) / 4.6 (160/165 kW)				570 413 063	<b>E24</b>		069
<b>RANGE ROVER III (LM)</b>	03/02 →						
4.2 (291 kW) / 4.4 (210/225 kW) / 3.0 TD 6 (130 kW) *		595 901 085 <b>G14</b>	600 402 083 <b>H3</b> 610 402 092 <b>I1</b>	595 402 080 <b>G3</b>			019AGM 019 020
5.0 V8 (375 kW) *		595 901 085 <b>G14</b>	610 402 092 <b>I1</b>	595 402 080 <b>G3</b>			019AGM 019 020
3.6 TD 8 (200 kW) *		595 901 085 <b>G14</b>	610 402 092 <b>I1</b>				019AGM 020
<b>RANGE ROVER SPORT (LS)</b>	02/05 →						
4.2 (287 kW) / 4.4 (220 kW) / 2.7 TDVM (140 kW) *		595 901 085 <b>G14</b>	600 402 083 <b>H3</b> 610 402 092 <b>I1</b>	595 402 080 <b>G3</b>			019AGM 019 020
5.0 V8 (375 kW) / 3.0 TD (180 kW) *		595 901 085 <b>G14</b>	610 402 092 <b>I1</b>	595 402 080 <b>G3</b>			019AGM 019 020
3.6 TD 8 (200 kW) *		595 901 085 <b>G14</b>	610 402 092 <b>I1</b>				019AGM 020
<b>LDV</b>							
<b>CONVOY Bus</b>	04/96 →						
2.5 D (56 kW)				570 413 063	<b>E24</b>		069




FORD  
VW  
⚠  
\*

Adapter/Adattatore/Adaptateur/Adaptador/Адаптер  
Adapter/Adattatore/Adaptateur/Adaptador/Адаптер  
For cars with Start/Stop (Must replace AGM with AGM, EFB with EFB)  
Please check as 2 different size batteries can be fitted depending on electrical options



**VARTA**  
BY JOHNSON CONTROLS






# LDV > LDV

		<b>Start Stop Plus / Start Stop</b> ... B51 2 / B60 2	<b>SILVER dynamic</b> ... 316 2	<b>BLUE dynamic</b> ... 313 2	<b>BLACK dynamic</b> ... 312 2		<b>UK</b>
---	---	--	------------------------------------	----------------------------------	-----------------------------------	---	-----------

LDV							
<b>CONVOY Bus</b>	04/96 →						
2.5 D (53 kW)					574 013 068 E12		086
<b>CONVOY Box</b>	10/96 →						
2.4 D (55 kW) / 2.5 D (53/71 kW)					570 413 063 E24		069
2.5 DI (56 kW) / 2.5 TDI (74 kW)					570 413 063 E24		069
<b>CONVOY Flatbed / Chassis</b>	10/96 →						
2.5 D (53 kW) *		570 901 076 E39	577 400 078 E44	574 012 068 E11			096AGM 096
2.5 DI (56 kW) / 2.5 TDI (74 kW) *		570 901 076 E39	577 400 078 E44	574 012 068 E11	570 413 063 E24		069 096AGM 096
<b>CUB</b>	08/98 →						
2.3 D (53 kW)					574 013 068 E12		086
<b>MAXUS Bus</b>	02/05 →						
2.5 CRD (99 kW)					570 413 063 E24		069
<b>MAXUS Box</b>	02/05 →						
2.5 DTiC (88 kW) / 2.5 CRD (99 kW)					570 413 063 E24		069
<b>MAXUS Flatbed / Chassis</b>	02/05 →						
2.5 CRD (70 kW)					570 413 063 E24		069
<b>PILOT Bus</b>	04/96 - 10/05						
1.9 D (51 kW)					570 413 063 E24		069
<b>PILOT Box</b>	04/96 - 10/05						
1.9 D (51 kW)					570 413 063 E24		069
1.9 D (52 kW)					574 013 068 E12		086
<b>PILOT Flatbed / Chassis</b>	04/96 - 10/05						
1.9 D (51 kW)					570 413 063 E24		069
<b>SHERPA Bus (AS)</b>	03/74 - 12/82						
1.7 (54 kW) / 1.8 D (48 kW) *			574 402 075 E38	570 413 063 E24	572 409 068 E43	570 144 064 E9	069 100
<b>SHERPA Bus (FR)</b>	01/83 - 09/88						
1.6 (48 kW) / 1.8 (50 kW) / 2.0 (64 kW) / 3.5 (103 kW) / 2.6 D (59 kW) *			574 402 075 E38	570 413 063 E24	572 409 068 E43	570 144 064 E9	069 100
2.4 D (51 kW)					570 413 063 E24		069
<b>SHERPA Box</b>	07/82 - 03/89						
1.7 (54 kW) / 2.0 (64 kW) / 1.8 D (38 kW) / 2.5 D (51/59 kW) / 2.5 D All-wheel Drive (51 kW)					570 413 063 E24		069
<b>SHERPA Pickup</b>	07/82 - 03/89						
1.7 (54 kW) / 2.0 (64 kW) / 1.8 D (38 kW) / 2.5 D (51 kW) / 2.5 D All-wheel Drive (51 kW)					570 413 063 E24		069
<b>200 Box</b>	04/89 - 03/96						
2.0 (67 kW) / 1.9 D (47 kW)					570 413 063 E24		069
<b>200 Pickup</b>	10/94 - 03/96						
1.9 D (47 kW)					570 413 063 E24		069
<b>400 Bus</b>	04/89 - 03/96						
2.5 D (53 kW)					570 413 063 E24		069
<b>400 Bus</b>	11/95 - 10/98						
2.5 TD (71 kW)			574 402 075 E38	572 409 068 E43	570 144 064 E9		100
<b>400 Box</b>	11/86 - 03/96						
2.5 D (51 kW)					570 413 063 E24		069
<b>400 Box</b>	11/95 - 10/98						
2.5 TD (71 kW) *			574 402 075 E38	570 413 063 E24	572 409 068 E43	570 144 064 E9	069 100
<b>400 Flatbed / Chassis</b>	11/86 - 03/96						
2.5 D (51 kW)					570 413 063 E24		069
<b>400 Flatbed / Chassis</b>	11/95 - 10/98						
2.5 TD (71 kW) *			574 402 075 E38	570 413 063 E24	572 409 068 E43	570 144 064 E9	069 100

FORD  
  
  
 Adapter/Adattatore/Adaptateur/Adaptador/Адаптер  
 Adapter/Adattatore/Adaptateur/Adaptador/Адаптер  
 For cars with Start/Stop (Must replace AGM with AGM, EFB with EFB)  
 \* Please check as 2 different size batteries can be fitted depending on electrical options





		<b>Start Stop Plus / Start Stop</b> ... B51 2 / B60 2	<b>SILVER dynamic</b> ... 316 2	<b>BLUE dynamic</b> ... 313 2	<b>BLACK dynamic</b> ... 312 2		<b>UK</b>
<b>LEXUS</b>							
<b>ES (F1, F2)</b>	12/89 - 12/97						
250 (118 kW) / 300 (138 kW) *				560 410 054 <i>D47</i> 570 412 063 <i>E23</i>			005 068
<b>ES (VZV_)</b>	10/96 - 10/06						
3.0 (140 kW) / 3.3 (168 kW)				570 412 063 <i>E23</i>			068
<b>GS (JZS147)</b>	03/93 - 08/97						
300 (156 kW)				570 413 063 <i>E24</i>			069
<b>GS (JZS160)</b>	08/97 - 03/05						
300 (161 kW) / 300 T3 (163 kW) / 400 (216 kW) / 430 (208 kW)				570 413 063 <i>E24</i>			069
<b>GS (GRS_, UZS_)</b>	04/05 →						
3.0 (170 kW) / 300 (183 kW) / 430 (208 kW) / 4.3 VVTi (221 kW)				570 413 063 <i>E24</i>			069
450 h (218 kW)				570 412 063 <i>E23</i>			068
460 (255 kW)				595 405 083 <i>G8</i>			334
<b>IS (GXE10)</b>	04/99 →						
200 (114 kW)				560 411 054 <i>D48</i>			014
300 (157 kW)				560 410 054 <i>D47</i>			005
<b>IS SportCross</b>	10/01 →						
200 (114 kW)				570 413 063 <i>E24</i>			069
300 (157 kW)				595 404 083 <i>G7</i>			335
<b>IS</b>	10/05 →						
250 (153 kW)				570 413 063 <i>E24</i>			069
220 d (130 kW)				595 405 083 <i>G8</i>			334
IS F (311 kW)				560 411 054 <i>D48</i>			014
<b>LS (UCF10)</b>	10/89 - 12/94						
400 (180 kW)				595 404 083 <i>G7</i>			335
<b>LS (UCF20)</b>	10/94 - 10/00						
400 (194 kW)				595 404 083 <i>G7</i>			335
4.0 (216 kW)				570 412 063 <i>E23</i>			068
<b>LS (FE)</b>	10/00 →						
430 (207 kW)				570 412 063 <i>E23</i>			068
<b>LS</b>	04/06 →						
460 (255 kW) / 460 AWD (270/280 kW)				595 405 083 <i>G8</i>			334
460 (280 kW)				595 405 083 <i>G8</i>			334
<b>RX (XU1)</b>	08/97 - 05/03						
3.0 2WD (148 kW)				570 412 063 <i>E23</i>			068
300 V6 (148 kW)				570 412 063 <i>E23</i>			068
<b>RX (MCU_)</b>	04/03 →						
300 (150 kW) / 3.3 (171 kW) / 350 (203 kW)				570 412 063 <i>E23</i>			068
400h (155 kW) / 3.3 FWD (171 kW)				570 412 063 <i>E23</i>			068
<b>RX (GYL_)</b>	04/09 →						
3.5 AWD (183 kW) / 350 AWD (204 kW)				570 412 063 <i>E23</i>			068
<b>SC</b>	08/01 →						
430 (210 kW)				570 412 063 <i>E23</i>			068
<b>LOTUS</b>							
<b>ECLAT</b>	10/75 - 08/86						
2.2 (119 kW) *			577 400 078 <i>E44</i>	560 408 054 <i>D24</i> 574 012 068 <i>E11</i>	556 400 048 <i>C14</i> 570 409 064 <i>E13</i>		027 096
<b>ELAN</b>	09/89 - 11/95						
1.6 i 16V (97 kW) / 1.6 i 16V Turbo (115/123 kW) *			577 400 078 <i>E44</i>	560 408 054 <i>D24</i> 574 012 068 <i>E11</i>	556 400 048 <i>C14</i>		027 096
<b>ELISE</b>	08/95 - 11/00						
1.8 16V (88 kW) / 111 S (107 kW)			552 401 052 <i>C6</i>	544 402 044 <i>B18</i>	541 400 036 <i>A17</i>		063
<b>ELISE</b>	11/00 →						
1.8 (90 kW)			552 401 052 <i>C6</i>	544 402 044 <i>B18</i>			063
1.8 (99 kW)			552 401 052 <i>C6</i>	544 402 044 <i>B18</i>			063
<b>ELISE 340 R</b>	02/00 →						
1.8 (130 kW)			552 401 052 <i>C6</i>	544 402 044 <i>B18</i>			063


FORD  
VW  
▲  
\*




Adapter/Adattatore/Adaptateur/Adaptador/Адаптер  
Adapter/Adattatore/Adaptateur/Adaptador/Адаптер  
For cars with Start/Stop (Must replace AGM with AGM, EFB with EFB)  
Please check as 2 different size batteries can be fitted depending on electrical options

**VARTA**  
BY JOHNSON CONTROLS

# LOTUS > MASERATI

 		<b>Start Stop Plus / Start Stop</b> ... B51 2 / B60 2	<b>SILVER dynamic</b> ... 316 2	<b>BLUE dynamic</b> ... 313 2	<b>BLACK dynamic</b> ... 312 2		<b>UK</b>
<b>LOTUS</b>							
<b>ELITE</b>	05/74 - 12/82						
2.2 (119 kW)			552 401 052 <b>C6</b>	544 402 044 <b>B18</b>	541 400 036 <b>A17</b>		063
<b>ESPRIT S2</b>	10/75 - 08/88						
2.2 S2 (118 kW) / 2.2 Turbo (157 kW) *			561 400 060 <b>D21</b>	560 409 054 <b>D59</b>	553 400 047 <b>C10</b>		075 065
2.2 Turbo Essex Limited S4 (157 kW) *			561 400 060 <b>D21</b>	560 409 054 <b>D59</b>	553 400 047 <b>C10</b>		075 065
<b>ESPRIT S3</b>	05/80 - 05/89						
2.2 (119 kW) *			561 400 060 <b>D21</b>	560 409 054 <b>D59</b>	553 400 047 <b>C10</b>		075 065
<b>ESPRIT S4 (082)</b>	05/89 →						
2.0 GT3 (179 kW) / 2.2 16V Turbo SE (197 kW) / 2.2 (209 kW) / 3.5 V8 32V Turbo (260 kW) *			561 400 060 <b>D21</b>	560 409 054 <b>D59</b>	553 400 047 <b>C10</b>		075 065
2.2 (158 kW) *			561 400 060 <b>D21</b>	560 409 054 <b>D59</b>	553 400 047 <b>C10</b>		075 065
<b>EXCEL</b>	10/83 - 08/91						
2.2 (119 kW) / 2.2 SE/SA (135 kW)			563 400 061 <b>D15</b>	560 408 054 <b>D24</b>	556 400 048 <b>C14</b>		027
<b>EXIGE (SCC_)</b>	09/01 →						
1.8 16V (132 kW) / 1.8 Cup 240 (181 kW) / 1.8 265 E (197 kW)			552 401 052 <b>C6</b>	544 402 044 <b>B18</b>			063
<b>LTI</b>							
<b>TX</b>	01/97 →						
2.4 TDi (66 kW) / 2.5 D (75 kW)		570 901 076 <b>E39</b>					096AGM
<b>MASERATI</b>							
<b>228</b>	08/86 - 12/90						
2.8 (182 kW) / 2.8 i (184 kW)			563 400 061 <b>D15</b>	560 408 054 <b>D24</b>	556 400 048 <b>C14</b>		027
<b>420/430 (69, 78, AF3)</b>	03/85 - 12/94						
420 (133 kW) / 420 i (138 kW) / 2.8 Bi Turbo (165/209 kW) / 430 i (182 kW) *			563 401 061 <b>D39</b>	560 127 054 <b>D43</b>	556 401 048 <b>C15</b>		078 077
2.0 (162 kW) *		570 901 076 <b>E39</b>	577 400 078 <b>E44</b>	574 012 068 <b>E11</b>			096AGM 096
<b>3200 GT</b>	10/98 - 03/02						
3.2 Biturbo V8 32V (250 kW) *		570 901 076 <b>E39</b>	577 400 078 <b>E44</b>	574 012 068 <b>E11</b>			096AGM 096
<b>BITURBO (70, 77)</b>	06/84 - 12/94						
222 (162 kW) / 2.24V (180 kW) / 4.24V (180 kW) / 425 i (138 kW) / 425 (140/147 kW) / 222 SE (165 kW) / 222 E (182 kW) / 2.8 SE (184 kW) *			563 401 061 <b>D39</b>	560 127 054 <b>D43</b>	556 401 048 <b>C15</b>		078 077
<b>BITURBO Coupe</b>	12/81 - 12/88						
2.0 (136 kW) / S 2.0 (151 kW) / Si 2.0 (151 kW) / 2.5 (147 kW) *			563 401 061 <b>D39</b>	560 127 054 <b>D43</b>	556 401 048 <b>C15</b>		078 077
<b>BITURBO Spider</b>	07/85 - 12/94						
2.0 (136 kW) / 2.8 (165 kW) *			563 401 061 <b>D39</b>	560 127 054 <b>D43</b>	556 401 048 <b>C15</b>		078 077
<b>GHIBLI II</b>	04/92 →						
2.0 24V Biturbo (225 kW) / 2.8 24V Biturbo (209 kW)					588 403 074 <b>F5</b>		024
2.0 (236 kW)					588 403 074 <b>F5</b>		024
<b>KARIF</b>	04/88 →						
2.8 (165 kW) *		570 901 076 <b>E39</b>	577 400 078 <b>E44</b>	574 012 068 <b>E11</b>	570 409 064 <b>E13</b>		096AGM 096
<b>KHAMSIN</b>	01/72 - 12/82						
4.9 (235 kW)				570 413 063 <b>E24</b>			069
<b>KYALAMI</b>	04/76 - 12/85						
4.2 (188 kW) / 4.9 (206 kW)				570 413 063 <b>E24</b>			069
<b>MERAK</b>	05/75 - 12/83						
2.0 (125 kW) / 3.0 SS (162 kW)				570 413 063 <b>E24</b>			069

FORD  
VW  
  
 Adapter/Adattatore/Adaptateur/Adaptador/Адаптер  
 Adapter/Adattatore/Adaptateur/Adaptador/Адаптер  
 For cars with Start/Stop (Must replace AGM with AGM, EFB with EFB)  
 \* Please check as 2 different size batteries can be fitted depending on electrical options





		Start Stop Plus / Start Stop ... B51 2 / B60 2	SILVER <i>dynamic</i> ... 316 2	BLUE <i>dynamic</i> ... 313 2	BLACK <i>dynamic</i> ... 312 2		UK
<b>MASERATI</b>							
<b>QUATTROPORTE</b>	08/76 - 12/89						
4.7 (188 kW) / 4.9 (206 kW)				570 413 063	E24		069
<b>QUATTROPORTE II</b>	03/94 →						
2.0 Biturbo (211 kW) / 2.8 Biturbo (209 kW) / 3.2 V8 32V (247 kW)				570 413 063	E24		069
<b>QUATTROPORTE III</b>	03/04 →						
4.2 (295 kW) *		595 901 085	G14	600 402 083	H3	595 402 080	G3
							019AGM 019
<b>SHAMAL</b>	09/89 - 11/95						
3.2 (240 kW) *		570 901 076	E39	577 400 078	E44	574 012 068	E11
						570 409 064	E13
							096AGM 096
<b>SPYDER Coupe</b>	03/02 →						
4.2 (287 kW) / 4.2 Grand Sport (295 kW) *		570 901 076	E39	577 400 078	E44	574 012 068	E11
							096AGM 096
<b>SPYDER GT Convertible</b>	10/01 →						
4.2 (287 kW) *		570 901 076	E39	577 400 078	E44	574 012 068	E11
							096AGM 096
<b>MAZDA</b>							
<b>121 I (DA)</b>	10/87 - 11/90						
1.1 (42 kW) / 1.3 (40/44/48 kW) / 1.5 (56 kW)					545 156 033	B32	053
<b>121 III (JASM, JBSM)</b>	03/96 →						
1.25 (55 kW) / 1.3 (37/44 kW)				563 400 061	D15	560 408 054	D24
1.8 D (44 kW) *		570 901 076	E39	577 400 078	E44	574 012 068	E11
						570 409 064	E13
							096AGM 096
<b>2 (B2W)</b>	04/03 →						
1.25 (55 kW) / 1.3 L (67 kW) / 1.4 (59 kW) / 1.6 (74 kW) / 1.5 (82 kW) / 1.4 CD (50 kW)				552 401 052	C6	544 402 044	B18
							063
<b>2 (DE)</b>	10/07 →						
1.3 (55 kW) / 1.5 (76 kW) / 1.4 MZR-CD (50 kW)				563 400 061	D15	560 408 054	D24
							027
<b>323 I Station Wagon (FA)</b>	05/78 - 05/86						
1.3 (44 kW) / 1.4 (51 kW) / 1.5 (52 kW)					560 410 054	D47	005
1.5 (87 kW)					560 410 054	D47	005
<b>323 II Hatchback (BD)</b>	06/80 - 10/89						
1.1 (40 kW) / 1.3 (44/50 kW) / 1.5 (55/59/63/65 kW)					560 410 054	D47	005
1.6 (54 kW)					560 410 054	D47	005
<b>323 II (BD)</b>	10/80 - 10/89						
1.1 (40 kW) / 1.3 (44/50 kW) / 1.5 (55/59/65 kW) / 1.6 GLX (54 kW)					560 410 054	D47	005
1.3 (50 kW)					560 410 054	D47	005
<b>323 III Hatchback (BF)</b>	08/85 - 11/91						
1.1 (40 kW) / 1.3 (44/50 kW) / 1.4 (44 kW) / 1.3 i (49 kW) / 1.5 (55/54 kW) / 1.5 i (70 kW) / 1.5 i Turbo (85 kW) / 1.6 (54 kW) / 1.6 GT (63/77 kW) / 1.6 GT Turbo 4WD (110 kW) / 1.6 GT Turbo (103 kW) / 1.6 GT Turbo 4WD (103 kW) / 1.7 D (40 kW)					560 410 054	D47	005
<b>323 III (BF)</b>	08/85 - 04/90						
1.1 (40 kW) / 1.3 (44/50 kW) / 1.4 (44 kW) / 1.5 (54/55 kW) / 1.5 i (70 kW) / 1.5 i Turbo (85 kW) / 1.6 GLX (54 kW) / 1.6 GT (63/77 kW) / 1.6 GT Turbo (103 kW) / 1.7 D (40 kW)					560 410 054	D47	005
<b>323 III Station Wagon (BW)</b>	01/86 - 10/95						
1.3 (44 kW) / 1.5 LX (50 kW) / 1.5 (55/54/55 kW) / 1.6 (54/63/63 kW) / 1.6 4x4 (63 kW) / 1.7 D (40/41/42 kW)					560 410 054	D47	005


FORD  
VW  
▲  
\*




Adapter/Adattatore/Adaptateur/Adaptador/Адаптер  
Adapter/Adattatore/Adaptateur/Adaptador/Адаптер  
For cars with Start/Stop (Must replace AGM with AGM, EFB with EFB)  
Please check as 2 different size batteries can be fitted depending on electrical options

**VARTA**  
BY JOHNSON CONTROLS

# MAZDA

 		<b>Start Stop Plus / Start Stop</b> ... B51 2 / B60 2	<b>SILVER dynamic</b> ... 316 2	<b>BLUE dynamic</b> ... 313 2	<b>BLACK dynamic</b> ... 312 2		<b>UK</b>
<b>MAZDA</b>							
<b>323 C IV (BG)</b>	06/89 - 10/94						
1.3 (49 kW) / 1.3 16V (54 kW) / 1.6 (62 kW) / 1.6 16V (65 kW) / 1.8 16V 4WD (76 kW) / 1.8 16V GT (94 kW) / 1.8 16V (103 kW) / 1.8 16V Turbo 4WD (120/136 kW) / 1.7 D (41 kW)				560 410 054	D47		005
<b>323 F IV (BG)</b>	06/89 - 10/94						
1.6 (62 kW) / 1.6 16V (65 kW) / 1.8 16V (76/103 kW) / 1.8 4WD (76 kW) / 1.8 16V GT (94 kW)				560 410 054	D47		005
1.6 (66 kW)				560 410 054	D47		005
<b>323 S IV (BG)</b>	06/89 - 10/94						
1.3 (49 kW) / 1.3 16V (54 kW) / 1.6 (62 kW) / 1.6 16V (65 kW) / 1.8 16V (76 kW) / 1.8 16V 4WD (76 kW) / 1.8 16V GT (94 kW) / 1.8 16V Turbo 4WD (120 kW) / 1.7 D (41 kW)				560 410 054	D47		005
1.6 (66 kW) / 1.8 Turbo 4WD (122 kW)				560 410 054	D47		005
<b>323 P V (BA)</b>	10/96 - 09/98						
1.3 16V (54 kW) / 1.5 16V (65 kW) / 2.0 D (52 kW)				560 410 054	D47		005
<b>323 C V (BA)</b>	08/94 - 09/98						
1.3 16V (54 kW) / 1.5 16V (65 kW) / 1.8 16V (84 kW)				560 410 054	D47		005
<b>323 F V (BA)</b>	07/94 - 09/98						
1.5 16V (65 kW) / 2.0 24V (106 kW)				560 410 054	D47		005
1.8 16V (84 kW)				560 410 054	D47		005
<b>323 S V (BA)</b>	05/94 - 09/98						
1.3 16V (54 kW) / 1.6 (80 kW) / 1.8 16V (84 kW) / 1.8 (92 kW) / 2.0 (98 kW) / 1.6 TD (60 kW) / 2.0 D (52 kW)				560 410 054	D47		005
1.5 16V (65 kW)				560 410 054	D47		005
<b>323 F VI (BJ)</b>	09/98 - 05/04						
1.4 (53 kW) / 1.4 16V (54 kW) / 1.5 16V (65 kW) / 1.6 (70/72 kW) / 1.9 16V (84 kW) / 1.8 Astina (92 kW) / 2.0 (96 kW) / 2.0 D (52 kW)				560 410 054	D47		005
2.0 TD (66 kW)				595 404 083	G7		335
2.0 TD (74 kW)				595 404 083	G7		335
<b>323 S VI (BJ)</b>	05/98 - 05/04						
1.4 (53 kW) / 1.4 16V (54 kW) / 1.6 (70/72/80 kW) / 1.9 16V (84 kW) / 2.0 (96 kW) / 2.0 D (52 kW)				560 410 054	D47		005
1.5 16V (65 kW) / 1.5 (80 kW) / 1.8 Protege (92 kW) / 2.0 Astina (98 kW)				560 410 054	D47		005
2.0 TD (66 kW) *				595 405 083	G8		334
				595 404 083	G7		335
2.0 DiTD (74 kW) *				595 405 083	G8		334
				560 410 054	D47		005
				595 404 083	G7		335
<b>3 (BK14)</b>	10/03 →						
1.4 (59 kW) / 1.6 (77 kW) / 2.0 (110 kW) / 2.3 MZR (118 kW) / 2.3 MZR Sport (126 kW) / 2.3 DiSi Turbo MPS (184 kW) / 2.3 MPS (191 kW)			561 400 060	D21	560 409 054	D59	075
1.6 DI Turbo (80 kW)					570 412 063	E23	068
2.0 MZR-CD (105 kW)					595 404 083	G7	335
<b>3 Saloon (BK12)</b>	10/03 →						
1.6 (77 kW) / 2.0 (110 kW)			561 400 060	D21	560 409 054	D59	075
1.6 DI Turbo (80 kW)					570 412 063	E23	068
<b>5 (CR19)</b>	02/05 →						
1.8 (85 kW) / 2.0 (107 kW)					560 410 054	D47	005
2.3 (122 kW)					595 404 083	G7	335
2.0 CD (81 kW)					595 404 083	G7	335

FORD Adapter/Adattatore/Adaptateur/Adaptador/Адаптер  
 VW Adapter/Adattatore/Adaptateur/Adaptador/Адаптер  
 For cars with Start/Stop (Must replace AGM with AGM, EFB with EFB)  
 \* Please check as 2 different size batteries can be fitted depending on electrical options





		<b>Start Stop Plus / Start Stop</b> ... B51 2 / B60 2	<b>SILVER dynamic</b> ... 316 2	<b>BLUE dynamic</b> ... 313 2	<b>BLACK dynamic</b> ... 312 2		<b>UK</b>
<b>MAZDA</b>							
<b>626 I (CB)</b>	05/79 - 10/82						
1.6 (55 kW) / 2.0 (66 kW)				560 411 054	D48		014
<b>626 II Hatchback (GC)</b>	11/82 - 09/87						
1.6 (55 kW) / 2.0 (68/74/88 kW)				560 410 054	D47		005
2.0 i Turbo (87 kW)				570 412 063	E23		068
2.0 D (46 kW)				570 412 063	E23		068
<b>626 II (GC)</b>	11/82 - 09/87						
1.6 (59 kW) / 2.0 (68/74/88 kW)				560 410 054	D47		005
2.0 D (47 kW)				570 412 063	E23		068
2.0 i Turbo (87 kW) *				560 410 054	D47		005
				570 412 063	E23		068
2.0 D (46 kW)				570 412 063	E23		068
<b>626 II Coupe (GC)</b>	02/83 - 10/87						
2.0 (70 kW) / 2.0 i Turbo (87 kW)				560 411 054	D48		014
<b>626 III Hatchback (GD)</b>	06/87 - 05/92						
1.6 (60 kW) / 1.8 (65/69 kW) / 2.0 12V (79 kW) / 2.0 (66 kW) / 2.0 16V (103/109 kW) / 2.2 12V (85 kW) / 2.2 12V 4WD (85 kW)				560 410 054	D47		005
2.0 (74 kW) / 2.0 4x4 (110 kW) / 2.2 i Turbo (100 kW)				560 410 054	D47		005
2.0 D (44 kW)				570 412 063	E23		068
<b>626 III (GD)</b>	06/87 - 05/92						
1.6 (60 kW) / 1.8 (65 kW) / 2.0 (66 kW) / 2.0 12V (79 kW) / 2.0 16V (103/109 kW) / 2.2 12V (85 kW)				560 410 054	D47		005
2.2 12V 4WD (85 kW)				560 410 054	D47		005
2.0 D (44 kW)				570 412 063	E23		068
<b>626 III Station Wagon (GV)</b>	09/87 - 09/97						
1.8 (65 kW) / 2.0 GLX (86 kW) / 2.0 (66 kW) / 2.0 12V (81 kW) / 2.0 16V (103 kW) / 2.0 i 16V (110 kW) / 2.2 12V (85 kW) / 2.2 12V 4WD (85 kW)				560 410 054	D47		005
1.8 (66 kW)				560 410 054	D47		005
2.0 D (44 kW) / 2.0 D Comprex (55 kW)				570 412 063	E23		068
<b>626 III Coupe (GD)</b>	06/87 - 05/92						
1.6 (60 kW) / 1.8 (65 kW) / 2.0 12V (79 kW) / 2.0 (66 kW) / 2.0 16V (103/109 kW) / 2.2 12V (85 kW)				560 410 054	D47		005
<b>626 IV Hatchback (GE)</b>	08/91 - 04/97						
1.8 (66 kW) / 2.0 i (85 kW) / 2.0 i 4WD (85 kW) / 2.5 24V (120/121 kW)				560 410 054	D47		005
2.0 D GLX Comprex (55 kW)				570 412 063	E23		068
<b>626 IV (GE)</b>	08/91 - 06/97						
1.8 i (66 kW) / 2.0 i (85 kW) / 2.0 i 4WD (85 kW)				560 410 054	D47		005
1.8 i (78 kW)				560 410 054	D47		005
2.0 D GLX Comprex (55 kW)				570 412 063	E23		068
2.0 D (56 kW)				570 412 063	E23		068
<b>626 V Hatchback (GF)</b>	05/97 - 10/02						
1.8 (66 kW) / 2.0 (85 kW) / 2.0 H.P. (100 kW)				560 410 054	D47		005
2.0 DITD (66 kW) / 2.0 Turbo DI (74 kW) / 2.0 TD (81 kW)				595 404 083	G7		335
<b>626 V (GF)</b>	05/97 - 10/02						
1.6 (79 kW) / 1.8 (66/74 kW) / 2.0 (85/100 kW)				560 410 054	D47		005
2.0 DITD (66 kW) / 2.0 Turbo DI (74 kW) / 2.0 TD (81 kW)				595 404 083	G7		335
<b>626 V Station Wagon (GW)</b>	02/98 - 10/02						
1.8 (66 kW) / 2.0 (85 kW) / 2.0 H.P. (100 kW)				560 410 054	D47		005
2.0 DITD (66 kW) / 2.0 Turbo DI (74 kW) / 2.0 TD (81 kW)				595 404 083	G7		335

FORD  
VW  
▲  
\*

Adapter/Adattatore/Adaptateur/Adaptador/Адаптер  
Adapter/Adattatore/Adaptateur/Adaptador/Адаптер  
For cars with Start/Stop (Must replace AGM with AGM, EFB with EFB)  
Please check as 2 different size batteries can be fitted depending on electrical options





**VARTA**  
BY JOHNSON CONTROLS

# MAZDA

 		<b>Start Stop Plus / Start Stop</b> ... B51 2 / B60 2	<b>SILVER dynamic</b> ... 316 2	<b>BLUE dynamic</b> ... 313 2	<b>BLACK dynamic</b> ... 312 2		<b>UK</b>
<b>MAZDA</b>							
<b>6 Hatchback (GG)</b>	08/02 →						
1.8 (88 kW) / 2.0 (104/108 kW)				560 410 054	D47		005
2.3 (122 kW) *				560 410 054	D47		005
				570 412 063	E23		068
2.0 DI (89 kW) *				570 412 063	E23		068
				595 404 083	G7		335
2.5 (125 kW) *				560 410 054	D47		005
				570 412 063	E23		068
<b>6 (GG)</b>	06/02 →						
1.8 (88 kW) / 2.0 (104/108 kW)				560 410 054	D47		005
2.3 (118 kW) / 2.5 (125 kW) / 3.0 (162/164 kW) *				560 410 054	D47		005
				570 412 063	E23		068
2.3 (122 kW) *				560 410 054	D47		005
				570 412 063	E23		068
2.0 DI (89 kW) *				570 412 063	E23		068
				595 404 083	G7		335
<b>6 Station Wagon (GY)</b>	08/02 →						
1.8 (88 kW) / 2.0 (104/108 kW)				560 410 054	D47		005
2.3 AWD (119 kW) / 2.3 (122 kW) *				560 410 054	D47		005
				570 412 063	E23		068
2.5 (125 kW) *				560 410 054	D47		005
				570 412 063	E23		068
2.0 DI (89 kW) *				570 412 063	E23		068
				595 404 083	G7		335
2.0 CiTD 4x4 (89 kW) *				570 412 063	E23		068
				595 404 083	G7		335
<b>6 Hatchback (GH)</b>	08/07 →						
1.8 MRZ (88 kW) / 2.0 MRZ (108 kW) *			563 400 061	D15	560 408 054	D24	027
					560 410 054	D47	005
2.5 MRZ (125 kW) / 2.0 MRZ-CD (103 kW) *			563 400 061	D15	560 408 054	D24	027
					560 410 054	D47	005
					570 412 063	E23	068
2.2 MRZ-CD (92 kW)					570 412 063	E23	068
<b>6 (GH)</b>	08/07 →						
1.8 MRZ (88 kW) / 2.0 MRZ (108 kW) *			563 400 061	D15	560 408 054	D24	027
					560 410 054	D47	005
2.5 MRZ (125 kW) / 2.0 MRZ-CD (103 kW) *			563 400 061	D15	560 408 054	D24	027
					560 410 054	D47	005
					570 412 063	E23	068
2.2 MRZ-CD (92 kW)					570 412 063	E23	068
<b>6 Estate (GH)</b>	02/08 →						
1.8 MRZ (88 kW) / 2.0 MRZ (108 kW) *					560 408 054	D24	027
					560 410 054	D47	005
2.5 MRZ (125 kW) / 2.0 MRZ-CD (103 kW) *					560 408 054	D24	027
					570 412 063	E23	068
2.2 MRZ-CD (92 kW)					570 412 063	E23	068
<b>929 I (LA)</b>	09/78 - 07/86						
2.0 (66 kW)					560 411 054	D48	014
<b>929 II (HB)</b>	12/81 - 09/87						
2.0 (66 kW) / 2.0 i GLX (88 kW)					560 410 054	D47	005
<b>929 II Estate (HV)</b>	01/83 - 12/87						
2.0 (66 kW)					560 410 054	D47	005
<b>929 II Coupe (HB)</b>	12/81 - 09/87						
2.0 (66 kW) / 2.0 i (88 kW)					560 410 054	D47	005
<b>929 III (HC)</b>	05/87 - 06/91						
2.0 (85 kW) / 2.2 12V (85 kW) / 2.2 i (100 kW) / 3.0 i (123 kW) / 3.0 (125/140 kW)					560 410 054	D47	005
<b>929 IV (HD)</b>	07/91 - 03/96						
3.0 i (140 kW)					570 412 063	E23	068
<b>929 V (HE)</b>	07/91 - 11/97						
3.0 (138 kW)					570 412 063	E23	068

FORD  
VW  
▲  
\*

Adapter/Adattatore/Adaptateur/Adaptador/Адаптер  
Adapter/Adattatore/Adaptateur/Adaptador/Адаптер  
For cars with Start/Stop (Must replace AGM with AGM, EFB with EFB)  
Please check as 2 different size batteries can be fitted depending on electrical options

 		<b>Start Stop Plus / Start Stop</b> ... B51 2 / B60 2	<b>SILVER dynamic</b> ... 316 2	<b>BLUE dynamic</b> ... 313 2	<b>BLACK dynamic</b> ... 312 2		<b>UK</b>
<b>MAZDA</b>							
<b>B-SERIE (PE)</b>	02/77 - 01/82						
1.6 (62 kW) / 1.8 (60 kW)				560 411 054	D48		014
2.2 D (47 kW)				595 405 083	G8		334
<b>B-SERIE (UD)</b>	10/81 - 08/85						
1.6 (58 kW) / 1.8 (62 kW) / 2.0 (57/57 kW)				560 411 054	D48		014
2.2 D (42 kW)				595 405 083	G8		334
<b>B-SERIE (UF)</b>	01/85 - 06/99						
1.6 (60 kW) / 2.0 (62/65 kW) / 2.2 (68/62 kW) / 2.2 12V (68 kW)				560 411 054	D48		014
2.2 (64 kW)				560 411 054	D48		014
2.6 4x4 (73 kW) / 2.6 12V 4WD (90 kW) / 2.6 (91 kW) / 2.2 D (47/55 kW) / 2.5 D (63 kW) / 2.5 D 4WD (57/63 kW)				595 405 083	G8		334
2.6 All-wheel Drive (92 kW) / 2.6 (92 kW) / 2.2 D (46/52 kW) / 2.5 D (64 kW) / 2.5 D All-wheel Drive (64 kW)				595 405 083	G8		334
<b>B-SERIE (UN)</b>	02/99 →						
2.2 4WD (60 kW) / 2.2 (68 kW) / 2.2 8V 4WD (68 kW) / 2.6 12V 4WD (90 kW) / 2.5 D (61/57/62 kW) / 2.5 D 4x4 (61/65 kW) / 2.5 TDiC 4x4 (80 kW) / 2.5 D 4WD (57/62 kW) / 2.5 TD 4WD (80 kW)				595 405 083	G8		334
2.6 i (92 kW) / 2.6 i 4x4 (92 kW) / 2.5 TD (86 kW) / 2.5 D All-wheel Drive (86 kW)				595 405 083	G8		334
<b>BT-50 (CD)</b>	12/06 →						
2.5 CD 4WD (105 kW)				595 405 083	G8		334
3.0 CDVi (115 kW) / 3.0 CDVi 4x4 (115 kW)				595 405 083	G8		334
<b>CX-7 (ER)</b>	10/07 →						
2.3 MZR DISI Turbo (190 kW) *		570 901 076	E39	577 400 078	E44	574 012 068	E11
							096AGM 096
<b>DEMIO (DW)</b>	08/98 →						
1.2 (55 kW) / 1.3 16V (46/53 kW) / 1.3 (67 kW) / 1.5 16V (55 kW) / 1.4 (59 kW) / 1.5 (82 kW) / 1.6 (74 kW)				545 156 033	B32		053
<b>LUCE (HC)</b>	06/89 - 09/92						
3.0 (123 kW)				560 410 054	D47		005
<b>MPV I (LV)</b>	03/95 - 09/99						
3.0 i V6 (109 kW)				560 410 054	D47		005
2.5 TD (85 kW)				595 404 083	G7		335
<b>MPV II (LW)</b>	08/99 →						
2.0 (88 kW) / 2.3 (104 kW) / 2.5 V6 (125 kW) / 3.0 V6 (147 kW)				560 410 054	D47		005
2.0 DI (100 kW)				595 404 083	G7		335
<b>MX-3 (EC)</b>	07/91 →						
1.6 i (65 kW) / 1.8 i V6 (95/98 kW)				560 410 054	D47		005
1.8 i V6 (99 kW)				560 410 054	D47		005
<b>MX-5 I (NA)</b>	09/89 - 04/98						
1.6 (66 kW) / 1.8 (96/96 kW)						545 077 030	B23
<b>MX-5 II (NB)</b>	01/98 - 10/05						
1.6 16V (81 kW) / 1.8 (103/107 kW) / 1.9 16V (102/107 kW) / 1.8 16V (103 kW)		552 401 052	C6	544 402 044	B18	541 400 036	A17
<b>MX-5 III (NC)</b>	03/05 →						
1.8 (93 kW) / 2.0 (118 kW)				545 156 033	B32		053
<b>MX-6 (GE6)</b>	07/91 →						
1.8 (74 kW) / 2.0 (85 kW) / 2.2 (162 kW) / 2.5 i 24V (120 kW) / 2.5 24V (121 kW)				560 410 054	D47		005
<b>PREMACY (CP)</b>	07/99 →						
1.8 (74 kW) / 1.9 (84 kW) / 2.0 (96/107 kW) / 2.0 TD (66/74 kW) / 2.3 SVT (122 kW)				560 410 054	D47		005
<b>RX 5</b>	06/75 - 12/81						
1.1 Wankel (92 kW)				545 157 033	B33		155

M





FORD  
VW  
\*

Adapter/Adattatore/Adaptateur/Adaptador/Адаптер  
Adapter/Adattatore/Adaptateur/Adaptador/Адаптер  
For cars with Start/Stop (Must replace AGM with AGM, EFB with EFB)  
Please check as 2 different size batteries can be fitted depending on electrical options

**VARTA**  
BY JOHNSON CONTROLS






# MAZDA > MERCEDES-BENZ

 		<b>Start Stop Plus / Start Stop</b> ... B51 2 / B60 2	<b>SILVER dynamic</b> ... 316 2	<b>BLUE dynamic</b> ... 313 2	<b>BLACK dynamic</b> ... 312 2		<b>UK</b>	
<b>MAZDA</b>								
<b>RX 7 I (SA)</b>	03/78 - 03/86							
Wankel (77 kW)				560 411 054	D48		014	
<b>RX 7 II (FC)</b>	11/85 - 12/91							
Wankel (110 kW) / Turbo (133/147 kW)				560 410 054	D47		005	
<b>RX 7 II Convertible</b>	03/89 - 01/92							
Turbo (147 kW)				560 410 054	D47		005	
<b>RX 7 III (FD)</b>	07/92 →							
Wankel Twin Turbo (176 kW)				570 412 063	E23		068	
<b>RX 8 (SE17)</b>	10/03 →							
2.6 Wankel (141 kW)				570 412 063	E23		068	
2.6 Wankel (177 kW)				570 412 063	E23		068	
<b>TRIBUTE (EP)</b>	03/00 →							
2.0 (91 kW) / 2.0 4WD (91 kW) / 2.3 GX (110 kW) / 2.3 AWD (110 kW) / 3.0 V6 24V 4WD (145 kW) / 3.0 V6 AWD (149 kW)			563 400 061	D15	560 408 054	D24	027	
<b>XEDOS 6 (CA)</b>	01/92 →							
1.6 16V (79 kW) / 1.8 (85 kW) / 2.0 V6 (103/106 kW)					560 411 054	D48	014	
<b>XEDOS 9 (TA)</b>	07/93 →							
2.0 24V (105 kW) / 2.0 (118 kW) *			561 400 060	D21	560 409 054 560 410 054	D59 D47	075 005 065	
					553 400 047	C10		
2.3 24V (155 kW) / 2.5 (147 kW) / 2.5 24V (123 kW) / 2.5 V6 (120 kW) *			561 400 060	D21	560 409 054 595 404 083	D59 G7	075 065 335	
					553 400 047	C10		
<b>E-SERIE Box</b>	08/80 - 06/84							
E1600 (51 kW)				560 410 054	D47		005	
<b>E-SERIE Bus (SR1)</b>	01/84 - 05/94							
E2000 (63 kW) / E2000 4WD (60 kW)				560 410 054	D47		005	
E2200 D (46 kW)				570 412 063	E23		068	
<b>E-SERIE Box (SR2)</b>	01/84 - 07/04							
E2000 (60 kW) / E2000 4WD (63/65/71 kW)				560 410 054	D47		005	
E2200 D (46 kW) / 2200 D 4WD (47 kW) / E2200 D 4WD (52 kW)				570 412 063	E23		068	
E2500 TD (84 kW)				570 412 063	E23		068	
<b>E-SERIE MPV (SG)</b>	01/95 →							
2.0 (74 kW)				560 410 054	D47		005	
2.5 (96 kW)				570 412 063	E23		068	
<b>E-SERIE Box (SG)</b>	01/99 →							
E2000 (71 kW)				560 410 054	D47		005	
<b>MERCEDES-BENZ</b>								
<b>A-CLASS (W168)</b>	07/97 - 08/04							
A 140 (60 kW) / A 190 (92 kW) / 1.9 A 190 Twin Engine (184 kW) / A 210 (103 kW)			563 400 061	D15	560 408 054	D24	556 400 048 C14	027
A 160 (75 kW)			577 400 078	E44	574 012 068	E11		096
A 160 CDI (44 kW) / A 170 CDI (66/70 kW) *		570 901 076	E39					096AGM 096
			577 400 078	E44	574 012 068	E11		
<b>A-CLASS (W169)</b>	09/04 →							
A 150 (70 kW) / A 170 (85 kW) / A 200 (100 kW) / A 200 TURBO (142 kW)			563 400 061	D15	560 408 054	D24		027
A 160 (70 kW) / A 180 (85 kW)		570 901 076	E39					096AGM
A 160 CDI (60 kW) / A 180 CDI (80 kW) / A 200 CDI (103 kW) *		570 901 076	E39					096AGM 096
			577 400 078	E44	574 012 068	E11		
<b>B-CLASS (W245)</b>	03/05 →							
B 150 (70 kW) / B 170 (85 kW) / B 200 (100 kW) / B 200 TURBO (142 kW)			563 400 061	D15	560 408 054	D24		027
B 160 (70 kW) / B 180 (85 kW)		570 901 076	E39					096AGM
B 180 CDI (80 kW) / B 200 CDI (103 kW) *		570 901 076	E39					096AGM 096
			577 400 078	E44	574 012 068	E11		

FORD  
VW  
△  
\*

Adapter/Adattatore/Adaptateur/Adaptador/Адаптер  
Adapter/Adattatore/Adaptateur/Adaptador/Адаптер  
For cars with Start/Stop (Must replace AGM with AGM, EFB with EFB)  
Please check as 2 different size batteries can be fitted depending on electrical options

		<b>Start Stop Plus / Start Stop</b> ... B51 2 / B60 2	<b>SILVER dynamic</b> ... 316 2	<b>BLUE dynamic</b> ... 313 2	<b>BLACK dynamic</b> ... 312 2		<b>UK</b>
---	---	--	------------------------------------	----------------------------------	-----------------------------------	---	-----------




MERCEDES-BENZ							
<b>B-CLASS (W245)</b>	03/05 →						
B 170 NGT (85 kW) / B 180 NGT (85 kW) *		570 901 076 E39	577 400 078 E44	574 012 068 E11			096AGM 096
<b>VANEO (414)</b>	02/02 →						
1.4 (60 kW) / 1.6 (60 kW) / 1.9 (92 kW) / 1.7 CDI (55/67 kW) *		570 901 076 E39	577 400 078 E44	574 012 068 E11			096AGM 096
<b>190 (W201)</b>	10/82 - 08/93						
E 1.8 (80 kW) *			563 400 061 D15 554 400 053 C30	552 400 047 C22	545 412 040 B19		027 012
2.0 (66 kW) / E 2.0 (83/85/90 kW) / E 2.3 (97/100 kW) / E 2.3-16 (125/130/136 kW) / E 2.5-16 (143/150 kW) / 2.3 (97 kW) / 2.3 E (100 kW) / E Evolution II 2.5 (173 kW) / E 2.6 (118/122 kW) / 2.6 (118 kW) *		570 901 076 E39	563 400 061 D15 577 400 078 E44	560 408 054 D24	556 400 048 C14		027 096AGM 096
E 2.0 (87 kW) *		570 901 076 E39	577 400 078 E44	560 408 054 D24	556 400 048 C14		027 096AGM 096
D 2.0 (53 kW) / D 2.5 (66/69 kW) / Turbo-D 2.5 (90/93 kW) *		570 901 076 E39	600 402 083 H3 577 400 078 E44	595 402 080 G3 574 012 068 E11			019 096AGM 096
<b>C-CLASS (W202)</b>	03/93 - 05/00						
C 180 (89 kW) / C 200 (100 kW) / C 200 Kompressor (132/141 kW) / C 220 (110 kW) / C 230 (110 kW) / C 230 Kompressor (142 kW) *		570 901 076 E39	577 400 078 E44	574 012 068 E11	570 409 064 E13		027 096AGM 096
C 240 (125 kW)			600 402 083 H3	595 402 080 G3			019
C 280 (142 kW) *		570 901 076 E39	600 402 083 H3	595 402 080 G3			019 096AGM 096
				574 012 068 E11	570 409 064 E13		096
C 36 AMG (206 kW) / C 43 AMG (225 kW) / C 200 D (55/65 kW) / C 200 CDI (75 kW) / C 220 CDI (92 kW) / C 220 D (55/70 kW) / C 250 D (83 kW) / C 250 Turbo-D (110 kW) *		595 901 085 G14	600 402 083 H3 577 400 078 E44	595 402 080 G3 574 012 068 E11			019AGM 019 096
<b>C-CLASS Estate (S202)</b>	06/96 - 03/01						
C 180 T (90 kW) / C 200 T Kompressor (141 kW) / C 200 T Kompressor (120 kW) / C 230 T (110 kW) / C 230 T Kompressor (142 kW) / C 240 T (125/125 kW) *		570 901 076 E39	577 400 078 E44	574 012 068 E11			027 096AGM 096
C 200 T (100 kW)			600 402 083 H3	595 402 080 G3			019
C 280 T (145 kW) *		570 901 076 E39	600 402 083 H3 577 400 078 E44	595 402 080 G3 574 012 068 E11	570 409 064 E13		019 096AGM 096
C 43 AMG (225 kW) / C 200 T D (65 kW) / C 200 T CDI (75 kW) / C 220 T CDI (92 kW) / C 220 T D (55/70 kW) / C 250 T Turbo-D (110 kW) *		595 901 085 G14	600 402 083 H3 577 400 078 E44	595 402 080 G3 574 012 068 E11			019AGM 019 096
<b>C-CLASS (W203)</b>	05/00 →						
C 180 Kompressor (105 kW) / C 200 Kompressor (120/120 kW) / C 200 CGI Kompressor (125 kW) / C 230 Kompressor (141 kW) / C 230 (150 kW) / C 240 (125 kW) / C 240 4-matic (125 kW) *		570 901 076 E39	577 400 078 E44	574 012 068 E11			027 096AGM 096
C 180 (95 kW) *		570 901 076 E39	577 400 078 E44	560 408 054 D24			027 096AGM 096
C 280 (170 kW) / C 280 4-matic (170 kW) / C 320 (160 kW) / C 320 4-matic (160 kW) / 3.5 (170 kW) / C 350 (200 kW) / C 350 4-matic (200 kW) *		570 901 076 E39	600 402 083 H3	595 402 080 G3 574 012 068 E11			019 096AGM 096

FORD  
VW  
▲  
\*

Adapter/Adattatore/Adaptateur/Adaptador/Адаптер  
Adapter/Adattatore/Adaptateur/Adaptador/Адаптер  
For cars with Start/Stop (Must replace AGM with AGM, EFB with EFB)  
Please check as 2 different size batteries can be fitted depending on electrical options




  
BY JOHNSON CONTROLS

# MERCEDES-BENZ

		<b>Start Stop Plus / Start Stop</b> ... B51 2 / B60 2	<b>SILVER dynamic</b> ... 316 2	<b>BLUE dynamic</b> ... 313 2	<b>BLACK dynamic</b> ... 312 2		<b>UK</b>
---	---	--	------------------------------------	----------------------------------	-----------------------------------	---	-----------

MERCEDES-BENZ							
<b>C-CLASS (W203)</b>	05/00 →						
C 32 AMG Kompressor (260 kW) / C 55 AMG (270 kW) / C 200 CDI (75/85/90 kW) / C 270 CDI (125 kW) / C 30 CDI AMG (170 kW) / C 320 CDI (165 kW) *		595 901 085 <b>G14</b>	600 402 083 <b>H3</b>	595 402 080 <b>G3</b> 574 012 068 <b>E11</b>			019AGM 019 096
C 220 CDI (105 kW) *		595 901 085 <b>G14</b>	600 402 083 <b>H3</b>	574 012 068 <b>E11</b>			019AGM 019 096
<b>C-CLASS T-Model (S203)</b>	03/01 →						
C 180 Kompressor (105 kW) / C 180 (95 kW) / C 200 Kompressor (120/120 kW) / C 200 CGI Kompressor (125 kW) / C 230 Kompressor (141 kW) / C 230 (150 kW) / C 240 (125 kW) / C 240 4-matic (125 kW) *		570 901 076 <b>E39</b>	577 400 078 <b>E44</b>	560 408 054 <b>D24</b> 574 012 068 <b>E11</b>			027 096AGM 096
C 280 (170 kW) / C 280 4-matic (170 kW) / C 320 (160 kW) / C 320 4-matic (160 kW) / C 350 (200 kW) / C 350 4-matic (200 kW) *		570 901 076 <b>E39</b>	600 402 083 <b>H3</b> 577 400 078 <b>E44</b>	595 402 080 <b>G3</b> 574 012 068 <b>E11</b>			019 096AGM 096
C 32 AMG Kompressor (260 kW) / C 55 AMG (270 kW) / C 200 CDI (75/85/90 kW) / C 220 CDI (105/110 kW) / C 270 CDI (125 kW) / C 320 CDI (165 kW) / C 30 CDI AMG (170 kW) *		595 901 085 <b>G14</b>	600 402 083 <b>H3</b> 577 400 078 <b>E44</b>	595 402 080 <b>G3</b> 574 012 068 <b>E11</b>			019AGM 019 096
<b>C-CLASS Coupe (CL203)</b>	03/01 →						
C 160 Kompressor (90 kW) / C 180 Kompressor (105 kW) / C 180 (95 kW) / C 220 (120 kW) / C 200 Kompressor (120/120 kW) / C 200 CGI Kompressor (125 kW) / C 230 Kompressor (141/145 kW) / C 230 (150 kW) *		570 901 076 <b>E39</b>	577 400 078 <b>E44</b>	560 408 054 <b>D24</b> 574 012 068 <b>E11</b>			027 096AGM 096
C 320 (160 kW) *		570 901 076 <b>E39</b>	600 402 083 <b>H3</b>	595 402 080 <b>G3</b> 574 012 068 <b>E11</b>			019 096AGM 096
C 32 AMG Kompressor (260 kW) / C 350 (200 kW) / C 200 CDI (90 kW) / C 220 CDI (105/110 kW) / C 30 CDI AMG (170 kW) *		595 901 085 <b>G14</b>	600 402 083 <b>H3</b>	595 402 080 <b>G3</b> 574 012 068 <b>E11</b>			019AGM 019 096
<b>C CLASS (W204)</b>	01/07 →						
C 180 Kompressor (115 kW)		570 901 076 <b>E39</b>					096AGM
C 180 Kompressor (115 kW) *		570 901 076 <b>E39</b>	577 400 078 <b>E44</b>	574 012 068 <b>E11</b>			096AGM 096
C 180 CGI (115 kW) *		570 901 076 <b>E39</b>	577 400 078 <b>E44</b>	574 012 068 <b>E11</b>			096AGM 096
C 200 Kompressor (135 kW) / C 230 (150 kW) *		570 901 076 <b>E39</b>	600 402 083 <b>H3</b> 577 400 078 <b>E44</b>	595 402 080 <b>G3</b> 574 012 068 <b>E11</b>			019 096AGM 096
C 200 CGI (135 kW) / C 300 (170 kW) *		570 901 076 <b>E39</b>	585 200 080 <b>F18</b> 577 400 078 <b>E44</b>	574 012 068 <b>E11</b>			096AGM 110 096
C 230 4-matic (150 kW) *		570 901 076 <b>E39</b>	577 400 078 <b>E44</b>	560 408 054 <b>D24</b> 574 012 068 <b>E11</b>			027 096AGM 096
C 250 CGI (150 kW)		580 901 080 <b>F21</b>					115AGM
C 280 (170 kW) / C 280 4-matic (170 kW) / C 350 (200 kW) / C 350 4-matic (200 kW) / C 200 CDI (100 kW) / C 220 CDI (125 kW) / C 320 CDI (165 kW) / C 320 CDI 4-matic (165 kW) *		570 901 076 <b>E39</b>	585 200 080 <b>F18</b> 577 400 078 <b>E44</b>	580 406 074 <b>F17</b> 574 012 068 <b>E11</b>			096AGM 110 096
C 300 4-matic (170 kW) *		570 901 076 <b>E39</b>	585 200 080 <b>F18</b>	574 012 068 <b>E11</b>			096AGM 110 096

FORD  
VW  
△  
\*  
Adapter/Adattatore/Adaptateur/Adaptador/Адаптер  
Adapter/Adattatore/Adaptateur/Adaptador/Адаптер  
For cars with Start/Stop (Must replace AGM with AGM, EFB with EFB)  
Please check as 2 different size batteries can be fitted depending on electrical options

		<b>Start Stop Plus / Start Stop</b> ... B51 2 / B60 2	<b>SILVER dynamic</b> ... 316 2	<b>BLUE dynamic</b> ... 313 2	<b>BLACK dynamic</b> ... 312 2		<b>UK</b>
---	---	--	------------------------------------	----------------------------------	-----------------------------------	---	-----------




MERCEDES-BENZ							
<b>C CLASS (W204)</b>	01/07 →						
C 350 CGI (215 kW) / C 63 AMG (336 kW) / C 350 CDI (165/170 kW) / C 350 CDI 4-matic (165/170 kW) *		595 901 085 <b>G14</b>	600 402 083 <b>H3</b>	595 402 080 <b>G3</b>			019AGM 019
C 220 CDI (125 kW) *		595 901 085 <b>G14</b>	577 400 078 <b>E44</b>	580 406 074 <b>F17</b>			019AGM 110 096
C 250 CDI (150 kW)		595 901 085 <b>G14</b>					019AGM
<b>C CLASS T-Model (S204)</b>	08/07 →						
C 180 Kompressor (115 kW) *		570 901 076 <b>E39</b>	585 200 080 <b>F18</b> 577 400 078 <b>E44</b>	574 012 068 <b>E11</b>			096AGM 110 096
C 180 Kompressor (115 kW) / C 200 Kompressor (135 kW) / C 230 (150 kW) *		570 901 076 <b>E39</b>	577 400 078 <b>E44</b>	574 012 068 <b>E11</b>			027 096AGM 096
C 280 (170 kW) / C 350 (200 kW) / C 200 CDI (100 kW) / C 220 CDI (125 kW) *		570 901 076 <b>E39</b>	585 200 080 <b>F18</b> 577 400 078 <b>E44</b>	580 406 074 <b>F17</b> 574 012 068 <b>E11</b>			096AGM 110 096
C 63 AMG (336 kW) / C 350 CDI (170 kW) / C 350 CDI 4-matic (170 kW) *		595 901 085 <b>G14</b>	600 402 083 <b>H3</b> 577 400 078 <b>E44</b>	595 402 080 <b>G3</b> 574 012 068 <b>E11</b>			019AGM 019 096
C 220 CDI (125 kW) *		570 901 076 <b>E39</b>	585 200 080 <b>F18</b>	574 012 068 <b>E11</b>			096AGM 110 096
C 320 CDI (165 kW) / C 320 CDI 4-matic (165 kW) *		595 901 085 <b>G14</b>	600 402 083 <b>H3</b>	595 402 080 <b>G3</b>			019AGM 019
<b>CLC-CLASS</b>	05/08 →						
CLC 160 (95 kW)		570 901 076 <b>E39</b>					096AGM
CLC 180 Kompressor (105 kW) / CLC 200 Kompressor (135 kW) *		570 901 076 <b>E39</b>	577 400 078 <b>E44</b>	574 012 068 <b>E11</b>			096AGM 096
CLC 230 (150 kW) / CLC 350 (200 kW) / CLC 200 CDI (90 kW) / CLC 220 CDI (110 kW) *		595 901 085 <b>G14</b>	600 402 083 <b>H3</b>	595 402 080 <b>G3</b>			019AGM 019
<b>CLK (C208)</b>	06/97 - 07/02						
200 (100 kW) / 200 Kompressor (120/141 kW) / 230 Kompressor (142/145 kW) *		570 901 076 <b>E39</b>	563 400 061 <b>D15</b> 577 400 078 <b>E44</b>	560 408 054 <b>D24</b> 574 012 068 <b>E11</b>			027 096AGM 096
320 (160 kW) / 430 (205 kW) / 55 AMG (255 kW) / 5.4 (260 kW) *		595 901 085 <b>G14</b>	600 402 083 <b>H3</b>	595 402 080 <b>G3</b> 574 012 068 <b>E11</b>			019AGM 019 096
<b>CLK Convertible (A208)</b>	03/98 - 03/02						
200 (100 kW) / 200 Kompressor (120/141 kW) / 230 Kompressor (142/145 kW) *		570 901 076 <b>E39</b>	563 400 061 <b>D15</b> 577 400 078 <b>E44</b>	560 408 054 <b>D24</b> 574 012 068 <b>E11</b>			027 096AGM 096
320 (160 kW) / 430 (205 kW) / 55 AMG (255 kW) *		595 901 085 <b>G14</b>	600 402 083 <b>H3</b> 577 400 078 <b>E44</b>	595 402 080 <b>G3</b> 574 012 068 <b>E11</b>			019AGM 019 096
<b>CLK (C209)</b>	06/02 →						
200 Kompressor (120 kW) *		570 901 076 <b>E39</b>	563 400 061 <b>D15</b> 577 400 078 <b>E44</b>	560 408 054 <b>D24</b> 574 012 068 <b>E11</b>			027 096AGM 096
200 CGI (125 kW) *		570 901 076 <b>E39</b>		560 408 054 <b>D24</b>			027 096AGM 096
240 (125 kW)			600 402 083 <b>H3</b>	595 402 080 <b>G3</b>			019
280 (170 kW) / 320 (160 kW) / 350 (200 kW) / 500 (225 kW) *		570 901 076 <b>E39</b>	600 402 083 <b>H3</b> 577 400 078 <b>E44</b>	595 402 080 <b>G3</b> 574 012 068 <b>E11</b>			019 096AGM 096
55 AMG (270 kW) / CLK DTM AMG (428 kW) / 220 CDI (110 kW) / 270 CDI (125 kW) / 320 CDI (165 kW) *		595 901 085 <b>G14</b>	600 402 083 <b>H3</b>	574 012 068 <b>E11</b>			019AGM 019 096

FORD  
VW  
⚠  
\*




Adapter/Adattatore/Adaptateur/Adaptador/Адаптер  
Adapter/Adattatore/Adaptateur/Adaptador/Адаптер  
For cars with Start/Stop (Must replace AGM with AGM, EFB with EFB)  
Please check as 2 different size batteries can be fitted depending on electrical options

**VARTA**  
BY JOHNSON CONTROLS

# MERCEDES-BENZ

		<b>Start Stop Plus / Start Stop</b> ... B51 2 / B60 2	<b>SILVER dynamic</b> ... 316 2	<b>BLUE dynamic</b> ... 313 2	<b>BLACK dynamic</b> ... 312 2		<b>UK</b>
<b>MERCEDES-BENZ</b>							
<b>CLK (C209)</b>	06/02 →						
500 (285 kW) *		595 901 085 <b>G14</b>	600 402 083 <b>H3</b> 577 400 078 <b>E44</b>	595 402 080 <b>G3</b> 574 012 068 <b>E11</b>			019AGM 019 096
63 AMG (354 kW) *		595 901 085 <b>G14</b>	600 402 083 <b>H3</b>	595 402 080 <b>G3</b>			019AGM 019
<b>CLK Convertible (A209)</b>	02/03 →						
200 Kompressor (120 kW) / 200 CGI (125 kW) / 240 (125 kW) *		570 901 076 <b>E39</b>	577 400 078 <b>E44</b>	560 408 054 <b>D24</b> 574 012 068 <b>E11</b>			027 096AGM 096
200 Kompressor (135 kW) *		570 901 076 <b>E39</b>	577 400 078 <b>E44</b>	560 408 054 <b>D24</b> 574 012 068 <b>E11</b>			027 096AGM 096
280 (170 kW) / 320 (160 kW) / 350 (200 kW) / 500 (225/285 kW) *		570 901 076 <b>E39</b>	600 402 083 <b>H3</b> 577 400 078 <b>E44</b>	595 402 080 <b>G3</b> 574 012 068 <b>E11</b>			019 096AGM 096
55 AMG (270 kW) *		595 901 085 <b>G14</b>	600 402 083 <b>H3</b>	595 402 080 <b>G3</b> 574 012 068 <b>E11</b>			019AGM 019 096
63 AMG (354 kW) / 320 CDI (165 kW) *		595 901 085 <b>G14</b>	600 402 083 <b>H3</b>	595 402 080 <b>G3</b>			019AGM 019
<b>Saloon (W123)</b>	01/76 - 12/85						
200 (74 kW) / 230 (80 kW) / 230 E (100 kW) / 250 (103 kW) / 280 (115 kW) / 280 E (130 kW) *		570 901 076 <b>E39</b>	563 400 061 <b>D15</b> 577 400 078 <b>E44</b>	560 408 054 <b>D24</b> 574 012 068 <b>E11</b>	556 400 048 <b>C14</b> 570 409 064 <b>E13</b>		027 096AGM 096
280 E (136 kW) *		570 901 076 <b>E39</b>	577 400 078 <b>E44</b>	560 408 054 <b>D24</b> 574 012 068 <b>E11</b>	556 400 048 <b>C14</b>		027 096AGM 096
200 D (44 kW) / 240 D (53 kW) / 300 D (65 kW) / 300 Turbo-D (92 kW) *		595 901 085 <b>G14</b>	600 402 083 <b>H3</b> 577 400 078 <b>E44</b>	595 402 080 <b>G3</b> 574 012 068 <b>E11</b>	570 409 064 <b>E13</b>		019AGM 019 096
<b>KOMBI Estate (S123)</b>	09/77 - 12/85						
200 T (74 kW) / 230 TE (100 kW) / 250 T (103 kW) / 280 TE (136 kW) *		570 901 076 <b>E39</b>	563 400 061 <b>D15</b> 577 400 078 <b>E44</b>	560 408 054 <b>D24</b> 574 012 068 <b>E11</b>	556 400 048 <b>C14</b> 570 409 064 <b>E13</b>		027 096AGM 096
240 T D (53 kW) / 300 T D (59/65 kW) / 300 T Turbo-D (92 kW) *		595 901 085 <b>G14</b>	600 402 083 <b>H3</b> 577 400 078 <b>E44</b>	595 402 080 <b>G3</b> 574 012 068 <b>E11</b>	570 409 064 <b>E13</b>		019AGM 019 096
<b>COUPE (C123)</b>	03/77 - 12/85						
230 CE (100 kW) / 280 CE (136 kW) *		570 901 076 <b>E39</b>	563 400 061 <b>D15</b> 577 400 078 <b>E44</b>	560 408 054 <b>D24</b> 574 012 068 <b>E11</b>	556 400 048 <b>C14</b> 570 409 064 <b>E13</b>		027 096AGM 096
300 C Turbo-D (92 kW) *		595 901 085 <b>G14</b>	600 402 083 <b>H3</b> 577 400 078 <b>E44</b>	595 402 080 <b>G3</b> 574 012 068 <b>E11</b>	570 409 064 <b>E13</b>		019AGM 019 096
<b>Saloon (W124)</b>	12/84 - 06/93						
200 (75 kW) / 200 E (87/90/77/100 kW) / 220 E (110 kW) / 230 E (97/97/100 kW) / 300 AMG (265 kW) *		570 901 076 <b>E39</b>	563 400 061 <b>D15</b> 577 400 078 <b>E44</b>	560 408 054 <b>D24</b> 574 012 068 <b>E11</b>	556 400 048 <b>C14</b> 570 409 064 <b>E13</b>		027 096AGM 096
260 E (118 kW) / 260 E 4-matic (118 kW) / 280 E (145 kW) / 300 E (132/138/138 kW) / 300 E 4-matic (132/138 kW) / 300 E-24 (162 kW) / 320 E (162 kW) / 400 E 4.2 (205 kW) / 500 E (240 kW) *		570 901 076 <b>E39</b>	600 402 083 <b>H3</b> 577 400 078 <b>E44</b>	595 402 080 <b>G3</b> 574 012 068 <b>E11</b>	570 409 064 <b>E13</b>		019 096AGM 096
300 E-24 (170 kW) *		570 901 076 <b>E39</b>	600 402 083 <b>H3</b> 577 400 078 <b>E44</b>	595 402 080 <b>G3</b> 574 012 068 <b>E11</b>	570 409 064 <b>E13</b>		019 096AGM 096
500 E AMG 6.0 (275 kW) / 200 D (53/55 kW) / 250 D (66/69 kW) / 250 Turbo-D (93 kW) / 300 D (80/81/83 kW) / 300 D 4-matic (80/83 kW) / 300 Turbo-D (105/108 kW) / 300 Turbo-D 4-matic (105/108 kW) *		595 901 085 <b>G14</b>	600 402 083 <b>H3</b> 577 400 078 <b>E44</b>	595 402 080 <b>G3</b> 574 012 068 <b>E11</b>	570 409 064 <b>E13</b>		019AGM 019 096

FORD Adapter/Adattatore/Adaptateur/Adaptador/Адаптер  
 VW Adapter/Adattatore/Adaptateur/Adaptador/Адаптер  
 \* For cars with Start/Stop (Must replace AGM with AGM, EFB with EFB)  
 Please check as 2 different size batteries can be fitted depending on electrical options

		<b>Start Stop Plus / Start Stop</b> ... B51 2 / B60 2	<b>SILVER dynamic</b> ... 316 2	<b>BLUE dynamic</b> ... 313 2	<b>BLACK dynamic</b> ... 312 2		<b>UK</b>
---	---	--	------------------------------------	----------------------------------	-----------------------------------	---	-----------




MERCEDES-BENZ							
<b>Saloon (W124)</b>	12/84 - 06/93						
300 TD SD (110 kW) *			600 402 083 <i>H3</i> 577 400 078 <i>E44</i>	595 402 080 <i>G3</i> 574 012 068 <i>E11</i>	570 409 064 <i>E13</i>		019 096
<b>KOMBI Estate (S124)</b>	09/85 - 06/93						
200 T (77 kW) / 200 TE (87/90/100 kW) / 200 E (77 kW) / 220 TE (110 kW) / 230 TE (97/97/100 kW) *		570 901 076 <i>E39</i>	563 400 061 <i>D15</i> 577 400 078 <i>E44</i>	560 408 054 <i>D24</i> 574 012 068 <i>E11</i>	570 409 064 <i>E13</i>		027 096AGM 096
260 TE FGST. (118 kW) / 280 TE (145 kW) / 300 TE (132/138 kW) / 300 TE 4-matic (132/138 kW) / 300 TE-24 (162 kW) / 320 TE (162 kW) *		570 901 076 <i>E39</i>	600 402 083 <i>H3</i> 577 400 078 <i>E44</i>	595 402 080 <i>G3</i> 574 012 068 <i>E11</i>	570 409 064 <i>E13</i>		019 096AGM 096
300 TE-24 (170 kW) *		570 901 076 <i>E39</i>	600 402 083 <i>H3</i> 577 400 078 <i>E44</i>	595 402 080 <i>G3</i> 574 012 068 <i>E11</i>	570 409 064 <i>E13</i>		019 096AGM 096
200 T D (53 kW) / 250 T D (66/69 kW) / 300 T D (80/81/83 kW) / 250 TD Turbo (83 kW) / 300 T Turbo-D (105/108 kW) / 300 T Turbo-D 4-matic (105/108 kW) / 300 TD T (100 kW) *		595 901 085 <i>G14</i>	600 402 083 <i>H3</i> 577 400 078 <i>E44</i>	595 402 080 <i>G3</i> 574 012 068 <i>E11</i>	570 409 064 <i>E13</i>		019AGM 019 096
250 TD Turbo (93 kW) *		595 901 085 <i>G14</i>	600 402 083 <i>H3</i> 610 402 092 <i>I1</i>	595 402 080 <i>G3</i>			019AGM 019 020
<b>COUPE (C124)</b>	03/87 - 05/93						
220 CE (110 kW) / 230 CE (97/97/100 kW) *		570 901 076 <i>E39</i>	563 400 061 <i>D15</i> 577 400 078 <i>E44</i>	560 408 054 <i>D24</i> 574 012 068 <i>E11</i>	556 400 048 <i>C14</i> 570 409 064 <i>E13</i>		027 096AGM 096
300 CE (132 kW) / 300 CE-24 (162 kW) / 320 CE (162 kW) *		570 901 076 <i>E39</i>	600 402 083 <i>H3</i> 577 400 078 <i>E44</i>	595 402 080 <i>G3</i> 574 012 068 <i>E11</i>	570 409 064 <i>E13</i>		019 096AGM 096
300 CE-24 (170 kW) *		570 901 076 <i>E39</i>	600 402 083 <i>H3</i> 577 400 078 <i>E44</i>	595 402 080 <i>G3</i> 574 012 068 <i>E11</i>	570 409 064 <i>E13</i>		019 096AGM 096
<b>CABRIOLET (A124)</b>	09/91 - 06/93						
300 CE-24 (162 kW) *		570 901 076 <i>E39</i>	600 402 083 <i>H3</i> 577 400 078 <i>E44</i>	595 402 080 <i>G3</i> 574 012 068 <i>E11</i>	570 409 064 <i>E13</i>		019 096AGM 096
300 CE-24 (170 kW) *		570 901 076 <i>E39</i>	577 400 078 <i>E44</i>	595 402 080 <i>G3</i> 574 012 068 <i>E11</i>			019 096AGM 096
<b>E-CLASS (W124)</b>	06/93 - 06/95						
E 200 (100 kW) / E 220 (110 kW) *		570 901 076 <i>E39</i>	563 400 061 <i>D15</i> 577 400 078 <i>E44</i>	560 408 054 <i>D24</i> 574 012 068 <i>E11</i>	556 400 048 <i>C14</i> 570 409 064 <i>E13</i>		027 096AGM 096
E 280 (145 kW) / E 280 long (142 kW) / E 300 4-matic (132 kW) / E 320 (162 kW) / E 420 (205 kW) / E 500 (235 kW) / E 60 AMG (280 kW) / E 200 D (55 kW) / E 250 D (83 kW) / E 250 Turbo-D (93 kW) / E 300 D (100 kW) / E 300 Turbo-D (108 kW) / E 300 Turbo-D 4-matic (108 kW) *		570 901 076 <i>E39</i>	600 402 083 <i>H3</i> 577 400 078 <i>E44</i>	595 402 080 <i>G3</i> 574 012 068 <i>E11</i>	570 409 064 <i>E13</i>		019 096AGM 096
E 36 AMG (200 kW) *		570 901 076 <i>E39</i>	600 402 083 <i>H3</i>	574 012 068 <i>E11</i>	570 409 064 <i>E13</i>		019 096AGM 096
<b>E-CLASS Estate (S124)</b>	06/93 - 06/96						
E 200 T (100 kW) / E 220 T (110 kW) *		570 901 076 <i>E39</i>	563 400 061 <i>D15</i> 577 400 078 <i>E44</i>	560 408 054 <i>D24</i> 574 012 068 <i>E11</i>	556 400 048 <i>C14</i> 570 409 064 <i>E13</i>		027 096AGM 096
E 280 T (142 kW) / E 280 T (145 kW) / E 300 T 4-matic (132 kW) / E 300 TE-24 AMG (162 kW) / E 320 T (162 kW) / E 36 T AMG (200 kW) / E 250 T D (83 kW) / E 250 Turbo D (93 kW) / E 300 T D (100 kW) / 300 TD T (100 kW) / E 300 T Turbo-D (108 kW) / E 300 T Turbo-D 4-matic (108 kW) *		570 901 076 <i>E39</i>	600 402 083 <i>H3</i> 577 400 078 <i>E44</i>	595 402 080 <i>G3</i> 574 012 068 <i>E11</i>	570 409 064 <i>E13</i>		019 096AGM 096

FORD  
VW  
\*  
▲




Adapter/Adattatore/Adaptateur/Adaptador/Адаптер  
Adapter/Adattatore/Adaptateur/Adaptador/Адаптер  
For cars with Start/Stop (Must replace AGM with AGM, EFB with EFB)  
Please check as 2 different size batteries can be fitted depending on electrical options

**VARTA**  
BY JOHNSON CONTROLS

# MERCEDES-BENZ

		<b>Start Stop Plus / Start Stop</b> ... B51 2 / B60 2	<b>SILVER dynamic</b> ... 316 2	<b>BLUE dynamic</b> ... 313 2	<b>BLACK dynamic</b> ... 312 2		<b>UK</b>
<b>MERCEDES-BENZ</b>							
<b>E-CLASS Coupe (C124)</b>	06/93 - 06/97						
E 200 (100 kW) / E 220 (110 kW) *		570 901 076 <b>E39</b>	563 400 061 <b>D15</b> 577 400 078 <b>E44</b>	560 408 054 <b>D24</b> 574 012 068 <b>E11</b>	556 400 048 <b>C14</b> 570 409 064 <b>E13</b>		027 096AGM 096
E 320 (162 kW) / E 36 AMG (195/200 kW) *		570 901 076 <b>E39</b>	600 402 083 <b>H3</b> 577 400 078 <b>E44</b>	595 402 080 <b>G3</b> 574 012 068 <b>E11</b>	556 400 048 <b>C14</b> 570 409 064 <b>E13</b>		027 019 096AGM 096
<b>E-CLASS Convertible (A124)</b>	05/93 - 03/98						
E 200 (100 kW) / E 220 (110 kW) *		570 901 076 <b>E39</b>		560 408 054 <b>D24</b> 574 012 068 <b>E11</b>	570 409 064 <b>E13</b>		027 096AGM 096
E 320 (162 kW) / E 36 AMG (200 kW) *		570 901 076 <b>E39</b>	600 402 083 <b>H3</b> 577 400 078 <b>E44</b>	595 402 080 <b>G3</b> 574 012 068 <b>E11</b>	570 409 064 <b>E13</b>		019 096AGM 096
<b>E-CLASS (W210)</b>	06/95 - 03/02						
E 200 (100 kW) / E 200 Kompressor (120/137 kW) / E 230 (110 kW) / E 240 (125/125 kW) *		570 901 076 <b>E39</b>	563 400 061 <b>D15</b> 577 400 078 <b>E44</b>	560 408 054 <b>D24</b> 574 012 068 <b>E11</b>			027 096AGM 096
E 280 (142 kW) / E 280 4-matic (150 kW) / E 320 (162/165 kW) / E 320 4-matic (165 kW) / E 420 (205 kW) / E 430 (205 kW) / E 430 4-matic (205 kW) / E 50 AMG (255 kW) / E 55 AMG 4-matic (260 kW) / E 200 D (65 kW) / E 200 CDI (75/85 kW) / E 220 CDI (92/105 kW) / E 220 D (55 kW) / E 250 D (83 kW) / E 250 Turbo-D (110 kW) / E 270 CDI (125 kW) / E 290 Turbo-D (95 kW) / E 300 D (100 kW) / E 300 Turbo-D (130 kW) / E 320 CDI (145 kW) *		570 901 076 <b>E39</b>	600 402 083 <b>H3</b> 577 400 078 <b>E44</b>	595 402 080 <b>G3</b> 574 012 068 <b>E11</b>			019 096AGM 096
E 36 AMG (200 kW) *		570 901 076 <b>E39</b>	600 402 083 <b>H3</b>	574 012 068 <b>E11</b>			019 096AGM 096
E 55 AMG (260 kW) *			600 402 083 <b>H3</b> 577 400 078 <b>E44</b>	595 402 080 <b>G3</b>	590 122 072 <b>F6</b>		017 019 096
E 220 D (70 kW) *		570 901 076 <b>E39</b>	600 402 083 <b>H3</b>				019 096AGM 096
<b>E-CLASS Estate (S210)</b>	06/96 - 03/03						
E 200 T (100 kW) / E 200 T Kompressor (120/137 kW) / E 230 T (110 kW) / E 240 T (125 kW) *		570 901 076 <b>E39</b>	563 400 061 <b>D15</b> 577 400 078 <b>E44</b>	560 408 054 <b>D24</b> 574 012 068 <b>E11</b>	570 409 064 <b>E13</b>		027 096AGM 096
E 240 T (125 kW) *			563 400 061 <b>D15</b> 600 402 083 <b>H3</b>	595 402 080 <b>G3</b> 574 012 068 <b>E11</b>	570 409 064 <b>E13</b>		027 019 096
E 280 T (150 kW) / E 280 T 4-matic (150 kW) / E 320 T (165 kW) / E 320 T 4-matic (165 kW) / E 420 T (205 kW) / E 430 T (205 kW) / E 430 T 4-matic (205 kW) / E 55 T AMG (260 kW) / E 55 T AMG 4-matic (260 kW) / E 220 T CDI (92/105 kW) / E 250 T D (83 kW) / E 250 T Turbo-D (110 kW) / E 270 T CDI (125 kW) *		570 901 076 <b>E39</b>	600 402 083 <b>H3</b> 577 400 078 <b>E44</b>	595 402 080 <b>G3</b> 574 012 068 <b>E11</b>			019 096AGM 096
E 290 T Turbo-D (95 kW) / E 300 T Turbo-D (130 kW) / E 320 T CDI (145 kW) *		570 901 076 <b>E39</b>	600 402 083 <b>H3</b>	574 012 068 <b>E11</b>			019 096AGM 096

FORD  
VW  
\* Adapter/Adattatore/Adaptateur/Adaptador/Адаптер  
Adapter/Adattatore/Adaptateur/Adaptador/Адаптер  
For cars with Start/Stop (Must replace AGM with AGM, EFB with EFB)  
Please check as 2 different size batteries can be fitted depending on electrical options

		<b>Start Stop Plus / Start Stop</b> ... B51 2 / B60 2	<b>SILVER dynamic</b> ... 316 2	<b>BLUE dynamic</b> ... 313 2	<b>BLACK dynamic</b> ... 312 2		<b>UK</b>
---	---	--	------------------------------------	----------------------------------	-----------------------------------	---	-----------

<b>MERCEDES-BENZ</b>								
<b>E-CLASS (W211)</b>	03/02 →							
E 200 Kompressor (120 kW) / E200 NGT (120 kW) / E 200 CGI (125 kW) / E 230 (150 kW) / E 240 (130 kW) / E 240 4-matic (130 kW) / E 280 (170 kW) / E 280 4-matic (170 kW) / E 320 (165 kW) / E 320 4-matic (165 kW) / E 350 (200 kW) / 3.5 4-matic (205 kW) / E 350 4-matic (200 kW) / E 350 CGI (215 kW) / E 500 (225/285 kW) / E 500 4-matic (225/285 kW) / E 55 AMG Kompressor (350 kW) / E 63 AMG (378 kW) / E 200 CDI (75/90/100 kW) / E 220 CDI (100/110/125 kW) / E 250 CDI (150 kW) / E 270 CDI (130 kW) / E 280 CDI (130/140 kW) / E 280 CDI 4-matic (140 kW) / E 300 BLUETEC (155 kW) / E 320 CDI (150/165 kW) / E 320 CDI 4-matic (165 kW) / E 400 CDI (191 kW) / E 420 CDI (231 kW)		595 901 085	<b>G14</b>				019AGM	
<b>E-CLASS T-Model (S211)</b>	03/03 →							
E 200 T Kompressor (120 kW) / E 200 Kompressor (135 kW) / E 230 T (150 kW) / E 240 T (130 kW) / E 240 T 4-matic (130 kW) / E 280 T (170 kW) / E 280 T 4-matic (170 kW) / E 320 T (165 kW) / E 320 T 4-matic (165 kW) / E 350 T (200 kW) / E 350 T 4-matic (200 kW) / 3.5 4-matic (205 kW) / 350 CGI (215 kW) / E 500 T (225/285 kW) / E 500 T 4-matic (225/285 kW) / E 55 T AMG Kompressor (350 kW) / E 63 AMG (378 kW) / E 200 CDI (100 kW) / E 220 CDI (100 kW) / E 220 T CDI (110/125 kW) / E 280 T CDI (130/140 kW) / E 280 T CDI 4-matic (140 kW) / E 320 T CDI (150/165 kW) / E 320 T CDI 4-matic (165 kW)		595 901 085	<b>G14</b>				019AGM	
E 270 T CDI (130 kW) *		595 901 085	<b>G14</b>	600 402 083	<b>H3</b>	595 402 080	<b>G3</b>	019AGM 019
<b>E-CLASS (W212)</b>	01/09 →							
E 200 CGI (135 kW) / E 250 CGI (150 kW) / E 350 4-matic (200 kW) / E 350 CGI (215 kW) / E 500 (285 kW) / E 500 4-matic (285 kW) / E 63 AMG (386 kW) / E 200 CDI (100 kW) / E 220 CDI (125 kW) / E 250 CDI (150 kW) / E 350 BlueTEC (155 kW) / E 350 CDI (170 kW) / E 350 CDI 4-matic (170 kW)		595 901 085	<b>G14</b>					019AGM
<b>E-CLASS T-Model (S212)</b>	08/09 →							
E 200 CGI (135 kW) / E 250 CGI (150 kW) / E 350 4-matic (200 kW) / E 350 CGI (215 kW) / E 500 (285 kW) / E 63 AMG (386 kW) / E 200 CDI (100 kW) / E 220 CDI (125 kW) / E 250 CDI (150 kW) / E 350 BlueTEC (155 kW) / E 350 CDI (170 kW) / E 350 CDI 4-matic (170 kW)		595 901 085	<b>G14</b>					019AGM
<b>E-CLASS Coupe (C207)</b>	01/09 →							
E 200 CGI (135 kW) / E 250 CGI (150 kW) / E 220 CDI (125 kW) / E 250 CDI (150 kW) *		595 901 085	<b>G14</b>	600 402 083	<b>H3</b>			019AGM 019
		570 901 076	<b>E39</b>			574 012 068	<b>E11</b>	096AGM 096
E 350 CGI (215 kW) / E 500 (285 kW) / E 350 CDI (170 kW) *		595 901 085	<b>G14</b>	600 402 083	<b>H3</b>	595 402 080	<b>G3</b>	019AGM 019




FORD  
VW  
\*  
\*


Adapter/Adattatore/Adaptateur/Adaptador/Адаптер  
Adapter/Adattatore/Adaptateur/Adaptador/Адаптер  
For cars with Start/Stop (Must replace AGM with AGM, EFB with EFB)  
Please check as 2 different size batteries can be fitted depending on electrical options

  
BY JOHNSON CONTROLS



# MERCEDES-BENZ

		<b>Start Stop Plus / Start Stop</b> ... B51 2 / B60 2	<b>SILVER dynamic</b> ... 316 2	<b>BLUE dynamic</b> ... 313 2	<b>BLACK dynamic</b> ... 312 2		<b>UK</b>
<b>MERCEDES-BENZ</b>							
<b>E-CLASS Convertible (A207)</b>	01/10 →						
E 200 CGI (135 kW) / E 250 CGI (150 kW) / E 220 CDI (125 kW) / E 250 CDI (150 kW) *		595 901 085 <b>G14</b> 570 901 076 <b>E39</b>	600 402 083 <b>H3</b>	574 012 068 <b>E11</b>			019AGM 019 096AGM 096
E 350 CGI (215 kW) / E 500 (285 kW) / E 350 CDI (170 kW) *		595 901 085 <b>G14</b>	600 402 083 <b>H3</b>	595 402 080 <b>G3</b>			019AGM 019
<b>S-CLASS (W126)</b>	10/79 - 06/91						
260 SE (118 kW) / 280 S (115 kW) / 280 SE,SEL (136 kW) / 300 SE,SEL (132/138 kW) / 380 SE,SEL (150/160 kW) / 420 SE,SEL (150/160/165/170 kW) / 500 SE,SEL (164/170/177/180/185/195 kW) / 500 SE,SEL CAT (185 kW) / 560 SE,SEL (178/200/205/220 kW) *		570 901 076 <b>E39</b>	600 402 083 <b>H3</b> 577 400 078 <b>E44</b>	595 402 080 <b>G3</b> 574 012 068 <b>E11</b>	570 409 064 <b>E13</b>		019 096AGM 096
3.8 (160 kW) *		570 901 076 <b>E39</b>	577 400 078 <b>E44</b>	574 012 068 <b>E11</b>	570 409 064 <b>E13</b>		096AGM 096
<b>S-CLASS Coupe (C126)</b>	10/81 - 06/91						
380 SEC (150 kW) / 420 SEC (150 kW) / 500 SEC (164/170/180/185/195 kW) / 500 SEC CAT (185 kW) / 560 SEC (178/200/205/220 kW) *		570 901 076 <b>E39</b>	600 402 083 <b>H3</b>	595 402 080 <b>G3</b> 574 012 068 <b>E11</b>	570 409 064 <b>E13</b>		019 096AGM 096
<b>S-CLASS (W140)</b>	02/91 - 10/98						
S 280 (142 kW) / 300 SE 2.8 (145 kW) / 300 SE,SEL/S320 (170 kW) / S 420 (205 kW) / 400 SE,SEL/S420 (210 kW) / S 500 (235 kW) / 500 SE,SEL (240 kW) / S 600 (290 kW) / 600 SE,SEL (300 kW) / S 300 Turbo-D (130 kW) / S 350 Turbo-D (110 kW) *		595 901 085 <b>G14</b>	600 402 083 <b>H3</b>	595 402 080 <b>G3</b>	590 122 072 <b>F6</b>		017 019AGM 019
3.2 (162 kW) *		595 901 085 <b>G14</b>	600 402 083 <b>H3</b>	595 402 080 <b>G3</b>	590 122 072 <b>F6</b>		017 019AGM 019
<b>S-CLASS Coupe (C140)</b>	09/92 - 02/99						
SEC/CL 420 (205 kW) / SEC/CL 500 (235 kW) / SEC/CL 600 (290 kW) *		595 901 085 <b>G14</b>	600 402 083 <b>H3</b>	595 402 080 <b>G3</b>	590 122 072 <b>F6</b>		017 019AGM 019
<b>S-CLASS (W220)</b>	10/98 - 08/05						
S 280 (150 kW) / S 320 (165 kW) / S 430 (205 kW) / S 500 (225 kW) / S 55 AMG (265 kW) / S 600 (270 kW) / S 63 AMG (326 kW) / S 320 CDI (145 kW) / S 400 CDI (184 kW) *		595 901 085 <b>G14</b>	600 402 083 <b>H3</b>	595 402 080 <b>G3</b>	590 122 072 <b>F6</b>		017 019AGM 019
S 350 (180 kW) / S 350 4-matic (180 kW) / S 430 4-matic (205 kW) / S 500 4-matic (225 kW) / S 55 AMG Kompressor (368 kW) / S 600 (368 kW) / S 65 AMG (450 kW) / S 320 CDI (150 kW) / S 400 CDI (191 kW)		595 901 085 <b>G14</b>					019AGM
<b>S-CLASS (W221)</b>	10/05 →						
S 350 (200 kW) / S 350 4-matic (200 kW) / S 450 (250 kW) / S 450 4-matic (250 kW) / S 500 (285 kW) / S 500 4-matic (285 kW) / S 600 (380 kW) / S 65 AMG (450 kW) / S 63 AMG (386 kW) / S 320 CDI (173 kW) / S 320 CDI 4-matic (173 kW) / S 420 CDI (235 kW)		595 901 085 <b>G14</b>					019AGM
<b>S-CLASS Coupe (C215)</b>	03/99 - 03/06						
CL 500 (225 kW) / CL 55 AMG (265 kW) / CL 55 AMG Kompressor (368 kW) / CL 600 (368/270 kW) / CL 63 AMG (326 kW) / CL 65 AMG (450 kW) *		595 901 085 <b>G14</b>	600 402 083 <b>H3</b>	595 402 080 <b>G3</b>			019AGM 019
<b>S-CLASS Coupe (C216)</b>	05/06 →						
CL 500 (285 kW) / CL 500 4-matic (285 kW) / CL 600 (380 kW) *		595 901 085 <b>G14</b>	600 402 083 <b>H3</b>	595 402 080 <b>G3</b>			019AGM 019

FORD Adapter/Adattatore/Adaptateur/Adaptador/Адаптер  
 VW Adapter/Adattatore/Adaptateur/Adaptador/Адаптер  
 For cars with Start/Stop (Must replace AGM with AGM, EFB with EFB)  
 \* Please check as 2 different size batteries can be fitted depending on electrical options

		<b>Start Stop Plus / Start Stop</b> ... B51 2 / B60 2	<b>SILVER dynamic</b> ... 316 2	<b>BLUE dynamic</b> ... 313 2	<b>BLACK dynamic</b> ... 312 2		<b>UK</b>
---	---	--	------------------------------------	----------------------------------	-----------------------------------	---	-----------




MERCEDES-BENZ							
<b>S-CLASS Coupe (C216)</b>	05/06 →						
CL 65 AMG (450 kW) / CL 63 AMG (386 kW) *		595 901 085	G14		595 402 080	G3	019AGM 019
<b>CLS (C219)</b>	10/04 →						
280 (170 kW) / 300 (170 kW) / 350 (200/215 kW) / 350 CGI (215 kW) / 500 (225/285 kW) / CLS 55 AMG (350 kW) / CLS 63 AMG (378 kW) / 320 CDI (165 kW) / 350 CDI (165 kW)		595 901 085	G14				019AGM
<b>SL Coupe (C107)</b>	01/72 - 09/81						
280 SLC (130 kW) / 380 SLC (160 kW) *		570 901 076	E39	563 400 061 D15 577 400 078 E44	560 408 054 D24 574 012 068 E11	556 400 048 C14 570 409 064 E13	027 096AGM 096
<b>SL (R107)</b>	05/71 - 09/89						
280 SL (130 kW) / 300 SL (132/138 kW) / 380 SL (150/160 kW) *		570 901 076	E39	563 400 061 D15 577 400 078 E44	560 408 054 D24 574 012 068 E11	556 400 048 C14 570 409 064 E13	027 096AGM 096
420 SL (150 kW) / 500 SL (164/170/177/180/195 kW) *		570 901 076	E39	600 402 083 H3 577 400 078 E44	595 402 080 G3 574 012 068 E11		019 096AGM 096
<b>SL (R129)</b>	03/89 - 10/01						
280 (142 kW) / 300 SL (140 kW) / 300 SL-24 (170 kW) / 320 (165/170 kW) / 500 (225/235 kW) / 500 SL (240 kW) / 55 AMG (260 kW) / 60 AMG (280 kW) / 600 (290 kW) *		595 901 085	G14	600 402 083 H3	595 402 080 G3		019AGM 019
55 AMG (350 kW) *		595 901 085	G14	600 402 083 H3	595 402 080 G3		019AGM 019
600 SL (300 kW) *		570 901 076	E39	600 402 083 H3	595 402 080 G3 574 012 068 E11	570 409 064 E13	019 096AGM 096
<b>SL (R230)</b>	10/01 →						
280 (170 kW) / 300 (170 kW) / 350 (200/180/232 kW) / 500 (225/285 kW) / 55 AMG (350/380 kW) / 55 AMG Kompressor (368 kW) / 600 (368/380 kW) / 63AMG (386 kW) / 65 AMG (450 kW) / 65 AMG Black Series (493/493 kW)		570 901 076	E39				096AGM
<b>SLK (R170)</b>	04/96 - 04/04						
200 (100 kW) / 200 Kompressor (120/141 kW) / 230 Kompressor (142/145 kW) / 320 (160 kW) / 32 AMG Kompressor (260 kW) *		570 901 076	E39	577 400 078 E44	560 408 054 D24 574 012 068 E11		027 096AGM 096
<b>SLK (R171)</b>	03/04 →						
200 Kompressor (120 kW) / 280 (170 kW) / 350 (200 kW) / 55 AMG (265 kW) *		570 901 076	E39	577 400 078 E44	574 012 068 E11		096AGM 096
200 Kompressor (135 kW) / 300 (170 kW) / 350 (224 kW) *		570 901 076	E39	577 400 078 E44	574 012 068 E11		096AGM 096
<b>SLR (R199)</b>	04/04 →						
5.4 (460 kW)		570 901 076	E39				096AGM
5.4 722 Edition (478 kW)		595 901 085	G14				019AGM
<b>SLR ROADSTER</b>	10/06 →						
5.4 (460 kW)		595 901 085	G14				019AGM
<b>SLS AMG (C197)</b>	03/10 →						
6.2 (420 kW)		595 901 085	G14				019AGM
<b>M-CLASS (W163)</b>	02/98 - 06/05						
ML 230 (110 kW) / ML 350 (180/173 kW) / ML 500 (215 kW) / ML 55 AMG (255 kW) / ML 270 CDI (120 kW) / ML 400 CDI (184 kW) *		595 901 085	G14	600 402 083 H3	595 402 080 G3		019AGM 019
ML 320 (160 kW) / ML 430 (200 kW) *		595 901 085	G14	600 402 083 H3	595 402 080 G3	590 122 072 F6	017 019AGM 019

FORD  
VW  
▲  
\*




Adapter/Adattatore/Adaptateur/Adaptador/Адаптер  
Adapter/Adattatore/Adaptateur/Adaptador/Адаптер  
For cars with Start/Stop (Must replace AGM with AGM, EFB with EFB)  
Please check as 2 different size batteries can be fitted depending on electrical options

  
BY JOHNSON CONTROLS

# MERCEDES-BENZ

		<b>Start Stop Plus / Start Stop</b> ... B51 2 / B60 2	<b>SILVER dynamic</b> ... 316 2	<b>BLUE dynamic</b> ... 313 2	<b>BLACK dynamic</b> ... 312 2		<b>UK</b>
<b>MERCEDES-BENZ</b>							
<b>M-CLASS (W164)</b>	07/05 →						
ML 350 4-matic (200 kW) / ML 500 4-matic (225/285 kW) / ML 63 AMG 4-matic (375 kW) / ML 280 CDI 4-matic (140 kW) / ML 300 CDI 4-matic (140/150 kW) / ML 350 CDI BlueTEC 4-matic (155 kW) / ML 320 CDI 4-matic (165 kW) / ML 350 CDI 4-matic (165/170 kW) / ML 420 CDI 4-matic (225 kW) / ML 450 CDI 4-matic (225 kW)		595 901 085 <b>G14</b>					019AGM
<b>R-CLASS (W251, V251)</b>	01/06 →						
R 280 (170 kW) / 3.0 4-matic (170 kW) / R 300 (170 kW) / R 350 (200 kW) / R 350 4-matic (200 kW) / R 500 4-matic (225/285 kW) / R 63 AMG (375 kW) / R 280 CDI (140 kW) / R 300 CDI (140 kW) / R 300 CDI 4-matic (140 kW) / R 320 CDI 4-matic (165 kW) / R 350 BlueTEC 4-matic (155 kW) / R 350 CDI 4-matic (165 kW)		595 901 085 <b>G14</b>					019AGM
<b>G-CLASS (W460)</b>	03/79 - 08/93						
230 G (66 kW) *		595 901 085 <b>G14</b>	600 402 083 <b>H3</b>	560 408 054 <b>D24</b> 595 402 080 <b>G3</b>	556 400 048 <b>C14</b>		027 019AGM 019
230 GE (90 kW) *		570 901 076 <b>E39</b>	600 402 083 <b>H3</b>	595 402 080 <b>G3</b> 574 012 068 <b>E11</b>	570 409 064 <b>E13</b>		019 096AGM 096
280 GE (110 kW) *		570 901 076 <b>E39</b>	600 402 083 <b>H3</b>	574 012 068 <b>E11</b>	570 409 064 <b>E13</b>		019 096AGM 096
240 GD (53 kW) / 250 GD (62/68 kW) / 300 GD (65/83 kW) *		595 901 085 <b>G14</b>	600 402 083 <b>H3</b>	595 402 080 <b>G3</b>	590 122 072 <b>F6</b>		017 019AGM 019
<b>G-CLASS (W461)</b>	02/90 →						
230 GE (90 kW) *		570 901 076 <b>E39</b>	600 402 083 <b>H3</b>	595 402 080 <b>G3</b> 574 012 068 <b>E11</b>	570 409 064 <b>E13</b>		019 096AGM 096
250 GD (68 kW) / 290 GD/G 290 D (70 kW) / G 290 TD (88 kW) *		595 901 085 <b>G14</b>	600 402 083 <b>H3</b>	595 402 080 <b>G3</b>	590 122 072 <b>F6</b>		017 019AGM 019
<b>G-CLASS (W463)</b>	09/89 →						
230 GE (93 kW) / 300 GE (125/128 kW) *		570 901 076 <b>E39</b>	600 402 083 <b>H3</b>	595 402 080 <b>G3</b> 574 012 068 <b>E11</b>	570 409 064 <b>E13</b>		019 096AGM 096
G 320 (155 kW) / G 36 AMG (200 kW) / G 500 E (177 kW) / G 500 (218 kW) / G 55 AMG (260/350 kW) / 250 GD (69 kW) / G 270 CDI (115 kW) / 300 GD (83 kW) / G 300 TD (130 kW) / G 320 CDI (165 kW) / 350 G Turbo D (100 kW) / G 400 CDI (184 kW) *		595 901 085 <b>G14</b>	600 402 083 <b>H3</b>	595 402 080 <b>G3</b>	590 122 072 <b>F6</b>		017 019AGM 019
G 55 AMG 4x4 (368 kW) *		595 901 085 <b>G14</b>	600 402 083 <b>H3</b>	595 402 080 <b>G3</b>			019AGM 019
<b>G-CLASS Cabrio (W463)</b>	04/80 - 07/93						
200 GE (80 kW) *		595 901 085 <b>G14</b> 570 901 076 <b>E39</b>	600 402 083 <b>H3</b>	595 402 080 <b>G3</b> 574 012 068 <b>E11</b>	590 122 072 <b>F6</b> 570 409 064 <b>E13</b>		017 019AGM 019 096AGM 096
230 GE (93 kW) / 300 GE (125 kW) *		570 901 076 <b>E39</b>	600 402 083 <b>H3</b>	595 402 080 <b>G3</b> 574 012 068 <b>E11</b>	570 409 064 <b>E13</b>		019 096AGM 096

FORD  
VW  
\* Adapter/Adattatore/Adaptateur/Adaptador/Адаптер  
Adapter/Adattatore/Adaptateur/Adaptador/Адаптер  
For cars with Start/Stop (Must replace AGM with AGM, EFB with EFB)  
Please check as 2 different size batteries can be fitted depending on electrical options

		<b>Start Stop Plus / Start Stop</b> ... B51 2 / B60 2	<b>SILVER dynamic</b> ... 316 2	<b>BLUE dynamic</b> ... 313 2	<b>BLACK dynamic</b> ... 312 2		<b>UK</b>
<b>MERCEDES-BENZ</b>							
<b>G-CLASS Cabrio (W463)</b>	04/80 - 07/93						
320 GE (155 kW) / G 320 (158 kW) / G 500 (218 kW) / G 320 CDI (165 kW) / 300 GD (83 kW) / G 300 TD (130 kW) / 350 G Turbo-D (100 kW) / G 400 CDI (184 kW) *		595 901 085 G14	600 402 083 H3	595 402 080 G3	590 122 072 F6		017 019AGM 019
G 500 (285 kW) *		595 901 085 G14	600 402 083 H3	595 402 080 G3			019AGM 019
<b>GL-CLASS (X164)</b>	09/06 →						
GL 450 (250 kW) / GL 500 (285 kW) / GL 320 CDI (165 kW) / GL 420 CDI (225 kW) *		595 901 085 G14	600 402 083 H3	595 402 080 G3			019AGM 019
GL 350 CDI BlueTEC (155 kW)		595 901 085 G14					019AGM
GL 350 CDI (165 kW) / GL 450 CDI (225 kW) *		595 901 085 G14	600 402 083 H3	595 402 080 G3			019AGM 019
<b>GLK-CLASS (X204)</b>	06/08 →						
280 4-matic (170 kW) / 300 4-matic (170 kW) / 350 4-matic (200 kW) / 220 CDI (125 kW) / 220 CDI 4-matic (125 kW) / 250 CDI 4-matic (150 kW) / 320 CDI 4-matic (165 kW) / 350 CDI 4-matic (165 kW) *		595 901 085 G14	600 402 083 H3	595 402 080 G3			019AGM 019
<b>100 Bus (631)</b>	02/88 - 02/96						
2.0 D (44 kW) / D (41/53/55 kW) *		570 901 076 E39	577 400 078 E44	574 012 068 E11	570 409 064 E13		096AGM 096
<b>100 Box (631)</b>	02/88 - 02/96						
2.0 D (44 kW) / D (53/55 kW) *		570 901 076 E39	577 400 078 E44	574 012 068 E11	570 409 064 E13		096AGM 096
<b>100 Flatbed / Chassis (631)</b>	02/88 - 02/96						
D (53 kW) *		570 901 076 E39	577 400 078 E44	574 012 068 E11	570 409 064 E13		096AGM 096
<b>V-CLASS (638/2)</b>	02/96 - 07/03						
V 200 (95 kW) / V 230 (105 kW) / V 280 (128 kW) / V 200 CDI (75 kW) / V 220 CDI (90 kW) / V 230 TD (72 kW) *		595 901 085 G14	600 402 083 H3	595 402 080 G3	590 122 072 F6		017 019AGM 019
<b>VIANO (W639)</b>	09/03 →						
3.2 (140 kW) / 3.5 126 (190 kW) / 3.7 (170 kW) *		570 901 076 E39	600 402 083 H3	574 012 068 E11			019 096AGM 096
CDI 2.2 (80 kW) / CDI 2.2 4-matic (80 kW) / 2.2 CDI (85 kW) / 3.0 CDI (150 kW) *		595 901 085 G14	600 402 083 H3	574 012 068 E11			019AGM 019 096
<b>VITO Bus (638)</b>	02/96 - 07/03						
113 2.0 (95 kW) / 114 2.3 (105 kW) *		570 901 076 E39	600 402 083 H3 577 400 078 E44	595 402 080 G3 574 012 068 E11			019 096AGM 096
108 CDI 2.2 (60 kW) / 110 CDI 2.2 (75 kW) / 112 CDI 2.2 (90 kW) / 108 D 2.3 (58 kW) / 110 TD 2.3 (72 kW) *		595 901 085 G14	600 402 083 H3 577 400 078 E44	595 402 080 G3	590 122 072 F6		017 019AGM 019 096
<b>VITO Box (638)</b>	03/97 - 07/03						
113 2.0 (95 kW) / 114 2.3 (105 kW) *		570 901 076 E39	600 402 083 H3 577 400 078 E44	595 402 080 G3 574 012 068 E11			019 096AGM 096
108 CDI 2.2 (60 kW) / 110 CDI 2.2 (75 kW) / 112 CDI 2.2 (90 kW) / 108 D 2.3 (58 kW) / 110 D 2.3 (72 kW) *		595 901 085 G14	600 402 083 H3 577 400 078 E44	595 402 080 G3	590 122 072 F6		017 019AGM 019 096
<b>VITO Bus (W639)</b>	09/03 →						
119 (140 kW) / 122 (160 kW) / 126 (190 kW) / 123 (170 kW) *		570 901 076 E39	600 402 083 H3 577 400 078 E44	595 402 080 G3 574 012 068 E11			019 096AGM 096





M

FORD  
VW  
▲  
\*




Adapter/Adattatore/Adaptateur/Adaptador/Адаптер  
Adapter/Adattatore/Adaptateur/Adaptador/Адаптер  
For cars with Start/Stop (Must replace AGM with AGM, EFB with EFB)  
Please check as 2 different size batteries can be fitted depending on electrical options

**VARTA**  
BY JOHNSON CONTROLS

# MERCEDES-BENZ

 		<b>Start Stop Plus / Start Stop</b> ... B51 2 / B60 2	<b>SILVER dynamic</b> ... 316 2	<b>BLUE dynamic</b> ... 313 2	<b>BLACK dynamic</b> ... 312 2		<b>UK</b>
<b>MERCEDES-BENZ</b>							
<b>VITO Bus (W639)</b>	09/03 →						
109 CDI 2.2 (65 kW) / 109 CDI 2.2 4x4 (70 kW) / 111 CDI 2.2 (80/85 kW) / 111 CDI 2.2 4x4 (80 kW) / 115 CDI 2.2 (110 kW) / 115 CDI 2.2 4x4 (110 kW) / 120 CDI (150 kW) *		595 901 085 <b>G14</b>	600 402 083 <b>H3</b> 577 400 078 <b>E44</b>	595 402 080 <b>G3</b> 574 012 068 <b>E11</b>			019AGM 019 096
<b>VITO Box (W639)</b>	09/03 →						
119 3.2 (140 kW) / 122 3.2 (160 kW) / 126 (190 kW) *		570 901 076 <b>E39</b>	600 402 083 <b>H3</b> 577 400 078 <b>E44</b>	595 402 080 <b>G3</b> 574 012 068 <b>E11</b>			019 096AGM 096
123 (170 kW) *		570 901 076 <b>E39</b>	600 402 083 <b>H3</b> 577 400 078 <b>E44</b>	595 402 080 <b>G3</b> 574 012 068 <b>E11</b>			019 096AGM 096
109 CDI 2.2 (65 kW) / 109 CDi (70 kW) / 111 CDI 2.2 (80/85 kW) / 111 CDI 2.2 4x4 (80 kW) / 115 CDI 2.2 (110 kW) / 115 CDI 2.2 4x4 (110 kW) / 120 CDI (150 kW) *		595 901 085 <b>G14</b>	600 402 083 <b>H3</b> 577 400 078 <b>E44</b>	595 402 080 <b>G3</b> 574 012 068 <b>E11</b>			019AGM 019 096
<b>T1 Bus (601)</b>	05/77 - 02/96						
208 2.3 (63 kW) / 210 2.3 (70/77 kW) / 208 D 2.3 (58/60 kW) / 207 D 2.4 (48/53 kW) / 210 D 2.8 (70/72 kW) / 209 D 2.9 (65 kW) *		570 901 076 <b>E39</b>	600 402 083 <b>H3</b> 577 400 078 <b>E44</b>	595 402 080 <b>G3</b> 574 012 068 <b>E11</b>	570 409 064 <b>E13</b>		019 096AGM 096
<b>T1 Box (601)</b>	05/77 - 02/96						
210 2.3 (70 kW) / 208 D 2.3 (58/60 kW) / 207 D 2.4 (53 kW) / 210 D 2.8 (70 kW) / 209 D 2.9 (65 kW) *		570 901 076 <b>E39</b>	600 402 083 <b>H3</b> 577 400 078 <b>E44</b>	595 402 080 <b>G3</b> 574 012 068 <b>E11</b>	570 409 064 <b>E13</b>		019 096AGM 096
<b>T1 Flatbed / Chassis (601)</b>	01/77 - 02/96						
210 2.3 (70 kW) / 208 D 2.3 (58/60 kW) / 207 D 2.4 (53/48 kW) / 210 D 2.9 (70 kW) / 210 D 2.8 (72 kW) / 209 D 2.9 (65 kW) *		570 901 076 <b>E39</b>	600 402 083 <b>H3</b> 577 400 078 <b>E44</b>	595 402 080 <b>G3</b> 574 012 068 <b>E11</b>	570 409 064 <b>E13</b>		019 096AGM 096
<b>T1 Bus (602)</b>	04/77 - 02/96						
308 D 2.3 (58 kW) / 310 D 2.9 (70/72 kW) *		570 901 076 <b>E39</b>	600 402 083 <b>H3</b> 577 400 078 <b>E44</b>	595 402 080 <b>G3</b> 574 012 068 <b>E11</b>	570 409 064 <b>E13</b>		019 096AGM 096
<b>T1 Box (602)</b>	10/82 - 02/96						
308 D 2.3 (58 kW) / 307 D 2.4 (53 kW) / 310 D 2.9 (70/72 kW) / 309 D 3.0 (65 kW) *		570 901 076 <b>E39</b>	600 402 083 <b>H3</b> 577 400 078 <b>E44</b>	595 402 080 <b>G3</b> 574 012 068 <b>E11</b>	570 409 064 <b>E13</b>		019 096AGM 096
<b>T1 Flatbed / Chassis (602)</b>	04/77 - 02/96						
307 D 2.4 (48 kW) / 308 D 2.3 (58/60 kW) / 310 D 2.9 (70/72 kW) / 309 D 3.0 (65 kW) *		570 901 076 <b>E39</b>	600 402 083 <b>H3</b> 577 400 078 <b>E44</b>	595 402 080 <b>G3</b> 574 012 068 <b>E11</b>	570 409 064 <b>E13</b>		019 096AGM 096
<b>SPRINTER 2-t Bus (901, 902)</b>	01/95 - 05/06						
214 NGT (92 kW) / 214 (105 kW) / 208 CDI (60 kW) / 211 CDI (80 kW) / 213 CDI (95 kW) / 208 D (58 kW) / 216 CDI (115 kW) / 210 D (75 kW) / 212 D (90 kW) *		595 901 085 <b>G14</b>	600 402 083 <b>H3</b> 577 400 078 <b>E44</b>	595 402 080 <b>G3</b> 574 012 068 <b>E11</b>			019AGM 019 096
<b>SPRINTER 2-t Box (901, 902)</b>	01/95 - 05/06						
214 NGT (92 kW) / 214 (105 kW) / 208 CDI (60 kW) / 211 CDI (80 kW) / 213 CDI (95 kW) / 208 D (58/60 kW) / 216 CDI (115 kW) / 210 D (75 kW) / 212 D (90 kW) *		595 901 085 <b>G14</b>	600 402 083 <b>H3</b> 577 400 078 <b>E44</b>	595 402 080 <b>G3</b> 574 012 068 <b>E11</b>			019AGM 019 096
<b>SPRINTER 2-t Flatbed / Chassis (901, 902)</b>	01/95 - 05/06						
214 NGT (92 kW) / 214 (105 kW) / 208 CDI (60 kW) / 211 CDI (80 kW) / 213 CDI (95 kW) / 208 D (58/60 kW) / 216 CDI (115 kW) / 210 D (75 kW) / 212 D (90 kW) *		595 901 085 <b>G14</b>	600 402 083 <b>H3</b> 577 400 078 <b>E44</b>	595 402 080 <b>G3</b> 574 012 068 <b>E11</b>			019AGM 019 096

FORD Adapter/Adattatore/Adaptateur/Adaptador/Адаптер  
 VW Adapter/Adattatore/Adaptateur/Adaptador/Адаптер  
 \* For cars with Start/Stop (Must replace AGM with AGM, EFB with EFB)  
 Please check as 2 different size batteries can be fitted depending on electrical options

		<b>Start Stop Plus / Start Stop</b> ... B51 2 / B60 2	<b>SILVER dynamic</b> ... 316 2	<b>BLUE dynamic</b> ... 313 2	<b>BLACK dynamic</b> ... 312 2		<b>UK</b>
---	---	--	------------------------------------	----------------------------------	-----------------------------------	---	-----------






MERCEDES-BENZ							
<b>SPRINTER 3-t Bus (903)</b>	01/95 - 05/06						
314 NGT (92 kW) / 314 (105 kW) / 314 4x4 (105 kW) / 308 CDI (60 kW) / 311 CDI (80 kW) / 311 CDI 4x4 (80 kW) / 313 CDI (95 kW) / 313 CDI 4x4 (95 kW) / 308 D (58 kW) / 316 CDI (115 kW) / 2.3 D 4x4 (58 kW) / 316 CDI 4x4 (115 kW) / 310 D 4x4 (75 kW) / 312 D 2.9 (90 kW) / 2.9 TDi (75 kW) / 312 D 2.9 4x4 (90 kW) / 308 E (40 kW) *		595 901 085 G14	600 402 083 H3 577 400 078 E44	595 402 080 G3 574 012 068 E11			019AGM 019 096
<b>SPRINTER 3-t Box (903)</b>	01/95 - 05/06						
314 NGT (92 kW) / 314 (105 kW) / 314 4x4 (105 kW) / 308 CDI (60 kW) / 311 CDI (80 kW) / 311 CDI 4x4 (80 kW) / 313 CDI (95 kW) / 313 CDI 4x4 (95 kW) / 308 D 2.3 (58/60 kW) / 2.3 D 4x4 (58 kW) / 316 CDI (115 kW) / 316 CDI 4x4 (115 kW) / 310 D 2.9 (75 kW) / 312 D 2.9 (90 kW) / 312 D 2.9 4x4 (90 kW) *		595 901 085 G14	600 402 083 H3 577 400 078 E44	595 402 080 G3 574 012 068 E11			019AGM 019 096
<b>SPRINTER 3-t Flatbed / Chassis (903)</b>	01/95 - 05/06						
314 NGT (92 kW) / 314 (105 kW) / 314 4x4 (105 kW) / 308 CDI (60 kW) / 311 CDI (80 kW) / 311 CDI 4x4 (80 kW) / 313 CDI (95 kW) / 313 CDI 4x4 (95 kW) / 308 D 2.3 (58/60 kW) / 316 CDI (115 kW) / 316 CDI 4x4 (115 kW) / 310 D 2.9 (75 kW) / 312 D 2.9 (90 kW) *		595 901 085 G14	600 402 083 H3 577 400 078 E44	595 402 080 G3 574 012 068 E11			019AGM 019 096
210 CDI (70 kW) *		595 901 085 G14	600 402 083 H3 577 400 078 E44	595 402 080 G3 574 012 068 E11			019AGM 019 096
<b>SPRINTER 4-t Bus (904)</b>	02/96 - 05/06						
414 (105 kW) / 408 CDI (60 kW) / 411 CDI (80 kW) / 413 CDI (95 kW) / 416 CDI (115 kW) *		595 901 085 G14	600 402 083 H3	574 012 068 E11			019AGM 019 096
<b>SPRINTER 4-t Box (904)</b>	02/96 - 05/06						
414 (105 kW) / 414 4x4 (105 kW) / 408 CDI (60 kW) / 411 CDI (80 kW) / 411 CDI 4x4 (80 kW) / 413 CDI (95 kW) / 413 CDI 4x4 (95 kW) / 408 D (58 kW) / 2.3 D 4x4 (58 kW) / 416 CDI (115 kW) / 416 CDI 4x4 (115 kW) / 410 D (75 kW) / 410 D 4x4 (75 kW) / 412 D (85/90 kW) / 412 D 4x4 (85/90 kW) *		595 901 085 G14	600 402 083 H3	574 012 068 E11			019AGM 019 096
<b>SPRINTER 4-t Flatbed / Chassis (904)</b>	02/96 - 05/06						
414 (105 kW) / 414 4x4 (105 kW) / 408 CDI (60 kW) / 411 CDI (80 kW) / 411 CDI 4x4 (80 kW) / 413 CDI (95 kW) / 413 CDI 4x4 (95 kW) / 408 D (58 kW) / 2.3 D 4x4 (58 kW) / 416 CDI (115 kW) / 416 CDI 4x4 (115 kW) / 410 D (75 kW) / 410 D 4x4 (75 kW) / 412 D (85/90 kW) / 412 D 4x4 (85/90 kW) *		595 901 085 G14	600 402 083 H3	574 012 068 E11			019AGM 019 096
<b>SPRINTER 3-t Bus (906)</b>	06/06 →						
216 (115 kW) / 224 (190 kW) / 210 CDI (70 kW) / 211 CDI (80 kW) / 215 CDI (110 kW) *		595 901 085 G14	600 402 083 H3 577 400 078 E44	595 402 080 G3 574 012 068 E11			019AGM 019 096
<b>SPRINTER 3-t Box (906)</b>	06/06 →						
216 (115 kW) / 224 (190 kW) / 209 CDI (65 kW) / 210 CDI (70 kW) / 211 CDI (80 kW) / 213 CDI (95 kW) / 215 CDI (110 kW) / 216 CDI (120 kW) *		595 901 085 G14	600 402 083 H3 577 400 078 E44	595 402 080 G3 574 012 068 E11			019AGM 019 096
218 CDI (135 kW) / 219 CDI (140 kW) *		595 901 085 G14	600 402 083 H3 577 400 078 E44	595 402 080 G3			019AGM 019 096
<b>SPRINTER 3-t Flatbed / Chassis (906)</b>	06/06 →						
216 (115 kW) / 224 (190 kW) / 209 CDI (65 kW) / 211 CDI (80 kW) / 213 CDI (95/95 kW) / 215 CDI (110 kW) *		595 901 085 G14	600 402 083 H3 577 400 078 E44	595 402 080 G3 574 012 068 E11			019AGM 019 096


FORD  
VW  
▲  
\*




Adapter/Adattatore/Adaptateur/Adaptador/Адаптер  
Adapter/Adattatore/Adaptateur/Adaptador/Адаптер  
For cars with Start/Stop (Must replace AGM with AGM, EFB with EFB)  
Please check as 2 different size batteries can be fitted depending on electrical options

  
BY JOHNSON CONTROLS

# MERCEDES-BENZ

		<b>Start Stop Plus / Start Stop</b> ... B51 2 / B60 2	<b>SILVER dynamic</b> ... 316 2	<b>BLUE dynamic</b> ... 313 2	<b>BLACK dynamic</b> ... 312 2		<b>UK</b>
<b>MERCEDES-BENZ</b>							
<b>SPRINTER 3-t Flatbed / Chassis (906)</b>	06/06 →						
210 CDI (70 kW) / 216 CDI (120 kW) *		595 901 085  <b>G14</b>	600 402 083  <b>H3</b> 577 400 078 <b>E44</b>	595 402 080 <b>G3</b> 574 012 068 <b>E11</b>			019AGM 019 096
218 CDI (135 kW) / 219 CDI (140 kW) *		595 901 085 <b>G14</b>	600 402 083 <b>H3</b> 577 400 078 <b>E44</b>	595 402 080 <b>G3</b>			019AGM 019 096
<b>SPRINTER 3,5-t Bus (906)</b>	06/06 →						
316 (115 kW) / 324 (190 kW) / 310 CDI (70 kW) / 311 CDI (80 kW) / 311 CDI 4x4 (80 kW) / 315 CDI (110 kW) / 315 CDI 4x4 (110 kW) / 318 CDI 4x4 (135 kW) *		595 901 085 <b>G14</b>	600 402 083 <b>H3</b> 577 400 078 <b>E44</b>	595 402 080 <b>G3</b> 574 012 068 <b>E11</b>			019AGM 019 096
316 NGT (115 kW) *		595 901 085 <b>G14</b>	600 402 083 <b>H3</b> 577 400 078 <b>E44</b>	595 402 080 <b>G3</b> 574 012 068 <b>E11</b>			019AGM 019 096
<b>SPRINTER 3,5-t Box (906)</b>	06/06 →						
316 (115 kW) / 324 (190 kW) / 309 CDI (65 kW) / 310 CDI (70 kW) / 311 CDI (80 kW) / 313 CDI (95 kW) / 315 CDI (110 kW) / 315 CDI 4x4 (110 kW) / 316 CDI (120 kW) / 316 CDI 4x4 (120 kW) *		595 901 085 <b>G14</b>	600 402 083 <b>H3</b> 577 400 078 <b>E44</b>	595 402 080 <b>G3</b> 574 012 068 <b>E11</b>			019AGM 019 096
316 NGT (115 kW) *		595 901 085 <b>G14</b>	600 402 083 <b>H3</b> 577 400 078 <b>E44</b>	595 402 080 <b>G3</b> 574 012 068 <b>E11</b>			019AGM 019 096
311 CDI 4x4 (80 kW) *		595 901 085 <b>G14</b> 580 901 080 <b>F21</b>	600 402 083 <b>H3</b> 577 400 078 <b>E44</b>	595 402 080 <b>G3</b> 574 012 068 <b>E11</b>			019AGM 019 115AGM 096
318 CDI (135 kW) / 318 CDI 4x4 (135 kW) / 319 CDI (140 kW) *		595 901 085 <b>G14</b>	600 402 083 <b>H3</b> 577 400 078 <b>E44</b>	595 402 080 <b>G3</b>			019AGM 019 096
<b>SPRINTER 3,5 Flatbed / Chassis (906)</b>	06/06 →						
316 (115 kW) / 324 (190 kW) / 309 CDI (65 kW) / 310 CDI (70 kW) / 311 CDI (80 kW) / 311 CDI 4x4 (80 kW) / 313 CDI (95 kW) / 315 CDI (110 kW) / 315 CDI 4x4 (110 kW) / 316 CDI (120 kW) / 316 CDI 4x4 (120 kW) / 318 CDI 4x4 (135 kW) / 319 CDI (140 kW) *		595 901 085 <b>G14</b>	600 402 083 <b>H3</b> 577 400 078 <b>E44</b>	595 402 080 <b>G3</b> 574 012 068 <b>E11</b>			019AGM 019 096
316 NGT (115 kW) *		595 901 085 <b>G14</b>	600 402 083 <b>H3</b> 577 400 078 <b>E44</b>	595 402 080 <b>G3</b> 574 012 068 <b>E11</b>			019AGM 019 096
318 CDI (135 kW) *		595 901 085 <b>G14</b>	600 402 083 <b>H3</b> 577 400 078 <b>E44</b>	595 402 080 <b>G3</b>			019AGM 019 096
<b>SPRINTER 4,6-t Box (906)</b>	06/06 →						
424 (190 kW) / 413 CDI (95 kW) / 416 CDI (120 kW) *		595 901 085 <b>G14</b>	600 402 083 <b>H3</b>	574 012 068 <b>E11</b>			019AGM 019 096
419 CDI (140 kW) *		595 901 085 <b>G14</b>	600 402 083 <b>H3</b>	595 402 080 <b>G3</b> 574 012 068 <b>E11</b>			019AGM 019 096
<b>SPRINTER 4,6-t Flatbed / Chassis (906)</b>	06/06 →						
424 (190 kW) / 413 CDI (95 kW) / 415 CDI (110 kW) / 416 CDI (120 kW) *		595 901 085 <b>G14</b>	600 402 083 <b>H3</b>	574 012 068 <b>E11</b>			019AGM 019 096
418 CDI (135 kW) / 419 CDI (140 kW) *		595 901 085 <b>G14</b>	600 402 083 <b>H3</b>	595 402 080 <b>G3</b> 574 012 068 <b>E11</b>			019AGM 019 096
<b>SPRINTER 5-t Box (906)</b>	06/06 →						
524 (190 kW) *		595 901 085 <b>G14</b>	600 402 083 <b>H3</b>	595 402 080 <b>G3</b> 574 012 068 <b>E11</b>			019AGM 019 096

FORD  
VW  
  
\*  
Adapter/Adattatore/Adaptateur/Adaptador/Адаптер  
Adapter/Adattatore/Adaptateur/Adaptador/Адаптер  
For cars with Start/Stop (Must replace AGM with AGM, EFB with EFB)  
Please check as 2 different size batteries can be fitted depending on electrical options

		<b>Start Stop Plus / Start Stop</b> ... B51 2 / B60 2	<b>SILVER dynamic</b> ... 316 2	<b>BLUE dynamic</b> ... 313 2	<b>BLACK dynamic</b> ... 312 2		<b>UK</b>
---	---	--	------------------------------------	----------------------------------	-----------------------------------	---	-----------

MERCEDES-BENZ							
<b>SPRINTER 5-t Box (906)</b>	06/06 →						
509 CDI (65 kW) / 510 CDI (70 kW) / 511 CDI (80 kW) / 513 CDI (95 kW) / 515 CDI (110 kW) / 516 CDI (120 kW) *		595 901 085 G14	600 402 083 H3	574 012 068 E11			019AGM 019 096
518 CDI (135 kW) / 519 CDI (140 kW) *		595 901 085 G14	600 402 083 H3	595 402 080 G3			019AGM 019
<b>SPRINTER 5-t Flatbed / Chassis (906)</b>	06/06 →						
516 (115 kW) / 509 CDI (65 kW) / 510 CDI (70 kW) / 511 CDI (80 kW) / 513 CDI (95 kW) / 515 CDI (110 kW) / 516 CDI (120 kW) *		595 901 085 G14	600 402 083 H3	574 012 068 E11			019AGM 019 096
516 NGT (115 kW) *		595 901 085 G14	600 402 083 H3	574 012 068 E11			019AGM 019 096
524 (190 kW) *		595 901 085 G14	600 402 083 H3	595 402 080 G3 574 012 068 E11			019AGM 019 096
518 CDI (135 kW) / 519 CDI (140 kW) *		595 901 085 G14	600 402 083 H3	595 402 080 G3			019AGM 019
METROCAB							
<b>TAXI</b>	01/91 →						
2.5 D (52 kW)				595 404 083 G7			335
MG							
<b>MAESTRO</b>	03/83 - 09/90						
1600 (76 kW) *			561 400 060 D21	544 402 044 B18	541 400 036 A17		075 063
2.0 EFi (86 kW) / 2.0 Turbo (112 kW) *			561 400 060 D21	560 409 054 D59 544 402 044 B18	541 400 036 A17		075 063
<b>METRO</b>	05/82 - 09/90						
1300 (54 kW) / Turbo (69 kW) / 6R4 3.0 (186 kW)			554 400 053 C30	552 400 047 C22	545 412 040 B19		012
<b>MGF (RD)</b>	03/95 - 03/02						
1.6 (82 kW) / 1.8 i 16V (88 kW) / 1.8 i VVC (107 kW) / 1.8 i VVC (118 kW)			561 400 060 D21	560 409 054 D59			075
<b>MGR V8</b>	09/92 - 12/95						
3.9 (140 kW) *			561 400 060 D21	560 409 054 D59	553 400 047 C10		075 065
<b>MG TF</b>	03/02 →						
115 (85 kW) / 120 (88 kW) / 135 (100 kW) / 160 (118 kW)			563 400 061 D15	560 408 054 D24			027
<b>MG ZR</b>	06/01 →						
105 (76 kW) / 120 (86 kW) / 160 (118 kW) / Turbodiesel (74 kW)			561 400 060 D21	560 409 054 D59			075
2.0 TD (82 kW)			574 402 075 E38	572 409 068 E43			100
<b>MG ZS</b>	07/01 →						
1.6 (79 kW)			561 400 060 D21	560 409 054 D59			075
120 (86 kW) / 180 (130 kW)			554 400 053 C30	552 400 047 C22			012
2.0 TD (74 kW)			574 402 075 E38	572 409 068 E43			100
<b>MG ZS Hatchback</b>	07/01 →						
1.6 (82 kW) / 120 (86 kW) / 180 (130 kW)			554 400 053 C30	552 400 047 C22			012
2.0 TD (74 kW)			574 402 075 E38	572 409 068 E43			100
<b>MG ZT</b>	06/01 →						
1.8 16V (88 kW) / 1.8 T 16V (118 kW) / 160 (118 kW) / 180 (130 kW) / 190 (140 kW) / 260 (191 kW)			563 400 061 D15	560 408 054 D24			027
2.0 CDTi (85 kW) *		570 901 076 E39	577 400 078 E44	574 012 068 E11			096AGM 096
<b>MG ZT- T</b>	10/01 →						
1.8 16V (88 kW) / 1.8 T 16V (118 kW) / 160 (118 kW) / 180 (130 kW) / 190 (140 kW) / 260 (191 kW)			563 400 061 D15	560 408 054 D24			027




FORD  
VW  
▲  
\*

Adapter/Adattatore/Adaptateur/Adaptador/Адаптер  
Adapter/Adattatore/Adaptateur/Adaptador/Адаптер  
For cars with Start/Stop (Must replace AGM with EFB, EFB with EFB)  
Please check as 2 different size batteries can be fitted depending on electrical options

**VARTA**  
BY JOHNSON CONTROLS






# MG > MITSUBISHI

		<b>Start Stop Plus / Start Stop</b> ... B51 2 / B60 2	<b>SILVER dynamic</b> ... 316 2	<b>BLUE dynamic</b> ... 313 2	<b>BLACK dynamic</b> ... 312 2		<b>UK</b>
<b>MG</b>							
<b>MG ZT- T</b>	10/01 →						
2.0 CDTi (85 kW) *		570 901 076 <b>E39</b>	577 400 078 <b>E44</b>	574 012 068 <b>E11</b>			096AGM 096
<b>MG X-POWER</b>	01/03 →						
4.6 SV (230 kW) / 5.0 SV-R (294 kW)			574 402 075 <b>E38</b>	572 409 068 <b>E43</b>			100
<b>MONTEGO</b>	04/84 - 09/90						
2.0 EFi (86 kW) / 2.0 Turbo (110 kW) *			561 400 060 <b>D21</b>	560 409 054 <b>D59</b>	553 400 047 <b>C10</b>		075 065
<b>MINI</b>							
<b>MINI-MOKE</b>	01/87 →						
1.0 (29 kW)			554 400 053 <b>C30</b>	552 400 047 <b>C22</b>	545 412 040 <b>B19</b>		012
<b>MINI (R50, R53)</b>	06/01 →						
1.4 (55 kW) / One (66 kW) *			563 400 061 <b>D15</b> 554 400 053 <b>C30</b>	560 408 054 <b>D24</b> 552 400 047 <b>C22</b>			027 012
Cooper (85 kW) / Cooper S (120/125 kW) / Works (155 kW) *			563 400 061 <b>D15</b> 554 400 053 <b>C30</b>	560 408 054 <b>D24</b> 552 400 047 <b>C22</b>			027 012
1.6 S Works (147 kW) *			563 400 061 <b>D15</b>	552 400 047 <b>C22</b>			027 012
One D (55 kW) *		570 901 076 <b>E39</b>	577 400 078 <b>E44</b>	574 012 068 <b>E11</b>			096AGM 096
<b>MINI Convertible (R52)</b>	07/04 →						
One (66 kW) / Cooper (85 kW) / Cooper S (125 kW) / John Cooper Works (155 kW) *			563 400 061 <b>D15</b> 554 400 053 <b>C30</b>	560 408 054 <b>D24</b> 552 400 047 <b>C22</b>			027 012
<b>MINI (R56)</b>	09/06 →						
One (55 kW) / Cooper (88/90 kW) / Cooper S (128/135 kW) / John Cooper Works (155/160 kW) / One D (66 kW) / Cooper D (80 kW)		570 901 076 <b>E39</b>					096AGM
<b>MINI CLUBMAN (R55)</b>	10/07 →						
One (72 kW) / Cooper (88/90 kW) / Cooper S (120/128/135 kW) / John Cooper Works (155 kW) / Cooper D (80 kW)		570 901 076 <b>E39</b>					096AGM
<b>MINI Convertible (R57)</b>	11/07 →						
One (72 kW) / Cooper (88/90 kW) / Cooper S (128/135 kW) / John Cooper Works (155 kW)		570 901 076 <b>E39</b>					096AGM
<b>MITSUBISHI</b>							
<b>CARISMA (DA_)</b>	07/95 - 06/06						
1.6 (66 kW) / 1.8 (85 kW)			563 400 061 <b>D15</b>	560 408 054 <b>D24</b>	556 400 048 <b>C14</b>		027
1.8 GDI (90 kW) / 1.8 16V GDI (92 kW) / 1.8 16V (103 kW) / 1.9 TD (66 kW) / 1.9 DI-D (75/85 kW)			577 400 078 <b>E44</b>	574 012 068 <b>E11</b>			096
<b>CARISMA Saloon (DA_)</b>	09/96 - 06/06						
1.3 (55 kW) / 1.6 (66/70/73/76 kW) / 1.8 (85 kW)			563 400 061 <b>D15</b>	560 408 054 <b>D24</b>			027
1.8 GDI (90 kW) / 1.8 16V GDI (92 kW) / 2.0 16V GT EVO VI/VII (206 kW) / 1.9 TD (66 kW) / 1.9 DI-D (75/85 kW)			577 400 078 <b>E44</b>	574 012 068 <b>E11</b>			096
<b>CELESTE (A7_)</b>	10/75 - 06/81						
1.6 ST (54 kW) / 2.0 GSR (66/71/77 kW)				560 411 054 <b>D48</b>			014
<b>COLT I (A15_A)</b>	12/78 - 03/84						
1.2 GL (40 kW) / 1.4 GLX,GT (51 kW)				540 127 033 <b>A15</b>			055
1.4 Turbo (77 kW)				560 411 054 <b>D48</b>			014
<b>COLT II (C1_A)</b>	02/84 - 04/88						
1.2 EL,GL (40 kW) / 1.3 EL,GL (49 kW)				540 127 033 <b>A15</b>			055
1.5 GLX (51 kW) / 1.6 Turbo ECi (77/92 kW)				545 158 033 <b>B34</b>			057
1.8 GL Diesel (43 kW)				570 413 063 <b>E24</b>			069
<b>COLT III (C5_A)</b>	04/88 - 05/92						
1.3 GL (44 kW) / 1.3 (51 kW) / 1.3 12V (55 kW)				540 127 033 <b>A15</b>			055

FORD  
VW  
△  
\*

Adapter/Adattatore/Adaptateur/Adaptador/Адаптер  
Adapter/Adattatore/Adaptateur/Adaptador/Адаптер  
For cars with Start/Stop (Must replace AGM with AGM, EFB with EFB)  
Please check as 2 different size batteries can be fitted depending on electrical options




			<b>Start Stop Plus / Start Stop</b> ... B51 2 / B60 2	<b>SILVER dynamic</b> ... 316 2	<b>BLUE dynamic</b> ... 313 2	<b>BLACK dynamic</b> ... 312 2		<b>UK</b>
<b>MITSUBISHI</b>								
<b>COLT III (C5_A)</b>	04/88 - 05/92							
1.5 GLXi (62 kW) / 1.5 (66 kW) / 1.6 GTi 16V (91 kW) / 1.8 GTi 16V (100 kW)					545 158 033 B34			057
1.8 Diesel GLX (44 kW)					570 413 063 E24			069
<b>COLT IV (CA_A)</b>	03/92 - 04/96							
1.3 GLi 12V (55 kW)					540 127 033 A15			055
1.6 (66 kW) / 1.6 GLXi 16V (83 kW) / 1.6 4x4 (84 kW)					545 158 033 B34			057
1.8 GTi 16V (103 kW)					570 413 063 E24			069
<b>COLT V (CJ_A)</b>	09/95 - 07/05							
1300 GL, GLX (55 kW) / 1300 (60 kW) / 1.3 (66 kW) / 1500 (69 kW) / 1.5 (81 kW) / 1600 GLX (66 kW) / 1600 (76 kW) / 1.8 (109 kW)					560 411 054 D48			014
<b>COLT VI</b>	06/04 →							
1.1 (55 kW) / 1.3 (70 kW) / 1.5 (80 kW)			554 400 053 C30	552 400 047 C22				012
1.5 (72 kW) / 1.5 Turbo (113 kW)			554 400 053 C30	552 400 047 C22				012
1.5 CZT (110 kW)			577 400 078 E44	574 012 068 E11				096
1.5 DI-D (50 kW)			563 400 061 D15	560 408 054 D24				027
<b>COLT CZC Convertible</b>	05/06 →							
1.5 (80 kW) / 1.5 Turbo (110 kW)			563 400 061 D15	560 408 054 D24				027
<b>CORDIA (A21_A, AB)</b>	10/82 - 12/86							
1.6 GSL (55 kW) / 1.6 Turbo (84/85 kW) / 1.8 GSL (66 kW) / 1.8 Turbo ECi (100 kW)					560 411 054 D48			014
1.8 Turbo ECi (110 kW)					560 411 054 D48			014
<b>ECLIPSE I (D2_A)</b>	12/89 - 12/95							
1.8 (68 kW) / 2.0 i 16V (110 kW) / 2.0 i 16V 4x4 (110 kW) / 2.0 Turbo 4WD (157 kW)					570 413 063 E24			069
<b>ECLIPSE Convertible</b>	12/89 - 03/94							
1.8 (68 kW)					570 413 063 E24			069
<b>ECLIPSE II (D3_)</b>	04/94 - 04/99							
2000 GS 16V (107 kW) / 2.0 Turbo (147 kW) / 2.0 Turbo 4WD (147 kW) / 2000 GT 16V (157 kW) / 2400 GS 16V (105 kW)					570 413 063 E24			069
2.0 Turbo 4WD (157 kW)					570 413 063 E24			069
<b>ECLIPSE Convertible</b>	04/94 - 04/99							
1.8 (102 kW)					570 413 063 E24			069
<b>ECLIPSE Convertible (D5_)</b>	05/99 - 03/05							
1.8 (103 kW) / 2.4 RS (106 kW) / 2.4 (110 kW) / 3.0 (149/157 kW)					570 413 063 E24			069
<b>GALANT I (A12_)</b>	01/77 - 08/80							
3.8 GDi (171 kW)					560 411 054 D48			014
<b>GALANT II (A16_)</b>	09/80 - 05/84							
1.6 GLX (55 kW) / 2.0 GLS (75 kW) / 2.0 Turbo ECi (125 kW) / 2.3 Turbo-D (62 kW)					560 411 054 D48			014
<b>GALANT II Station Wagon (A16_V)</b>	09/80 - 05/84							
1.6 GLX (55 kW) / 2.0 GLX (75 kW) / 2.3 Turbo-D (62 kW)					560 411 054 D48			014
<b>GALANT III (E1_A)</b>	06/84 - 12/87							
1.6 GLX (55 kW) / 2.0 GLS (66/75 kW) / 2.0 Turbo ECi (110 kW) / 2.4 GLS (92/82 kW) / 1.8 Turbo-D (60 kW)					560 411 054 D48			014
<b>GALANT IV (E3_A)</b>	11/88 - 12/92							
1.8 (66 kW) / 2.0 (80 kW) / 2.0 4x4 (80 kW) / 2.0 GTi 16V (106/107 kW) / 2.0 GTi 16V 4x4 (106 kW) / 1.8 Turbo-D (55 kW)					560 411 054 D48			014

M

FORD  
VW  
\*  
\*

Adapter/Adattatore/Adaptateur/Adaptador/Адаптер  
Adapter/Adattatore/Adaptateur/Adaptador/Адаптер  
For cars with Start/Stop (Must replace AGM with AGM, EFB with EFB)  
Please check as 2 different size batteries can be fitted depending on electrical options

**VARTA**  
BY JOHNSON CONTROLS

		<b>Start Stop Plus / Start Stop</b> ... B51 2 / B60 2	<b>SILVER dynamic</b> ... 316 2	<b>BLUE dynamic</b> ... 313 2	<b>BLACK dynamic</b> ... 312 2		<b>UK</b>
---	---	--	------------------------------------	----------------------------------	-----------------------------------	---	-----------

MITSUBISHI							
<b>GALANT IV Saloon (E3_A)</b>	11/87 - 03/93						
1.6 (55 kW) / 1.8 (63/66 kW) / 2.0 (80 kW) / 2.0 4x4 (80 kW) / 2.0 GTi 16V (106/107 kW) / 2.0 GTi 16V 4x4 (106 kW) / 2.0 GTi 16V 4x4 CAT (110 kW) / 1.8 D (44 kW) / 1.8 Turbo-D (55 kW)					560 411 054 D48		014
<b>GALANT V (E5_A, E7_A, E8_A)</b>	11/92 - 10/96						
1.8 (85 kW) / 1.8 GLSi (93 kW) / 2.0 GLSi (101 kW) / 2.0 GLSi 4x4 (101 kW) / 2.0 V6-24 (110 kW) / 2.5 (125 kW) / 2.5 V6-24 4x4 (125 kW) / 2.0 GLSTD (66 kW)					560 411 054 D48		014
<b>GALANT V Saloon (E5_A, E7_A, E8_A)</b>	11/92 - 08/96						
1.8 (85 kW) / 1.8 GLSi (93 kW) / 2.0 GLSi (101 kW) / 2.0 GLSi 4x4 (101 kW) / 2.0 V6-24 (110 kW) / 2.5 V6-24 4x4 (125 kW) / 2.0 GLSTD (66 kW)					560 411 054 D48		014
<b>GALANT VI (EA_)</b>	09/96 - 10/04						
1.8 GDi (103 kW) / 2.0 (98 kW) / 2.0 (100 kW) / 2.0 GDI (107 kW) / 2.4 GDI (121 kW) / 2.0 TDI (66 kW)					560 411 054 D48		014
2.4 GDI (106 kW) / 2.5 V6 24V (118/120 kW)					560 410 054 D47		005
<b>GALANT VI Estate (EA_)</b>	09/96 - 10/03						
2.0 (98 kW) / 2.0 (100 kW) / 2.4 GDI (110 kW) / 2.5 V6 24V (118/120 kW) / 2.0 TDI (66 kW)					560 411 054 D48		014
2.4 GDI (106 kW)					560 410 054 D47		005
<b>GALANT Saloon (ED_, EF_)</b>	10/03 →						
2.0 GDi G (107 kW) / 2.0 GDi V 4x4 (107 kW) / 2.4 GDi Sport (121 kW) / 2.4 GDi Sport 4x4 (121 kW) / 3.8 GDi (171 kW) / 3.8 GDi 4x4 (171 kW)					560 411 054 D48		014
<b>GALLOPER (JK-01)</b>	02/99 →						
3.0 V6 (104 kW) / 2.5 TD (65 kW) / 2.5 TD intercooler (73 kW)					570 413 063 E24		069
<b>GRANDIS</b>	11/97 - 05/03						
2.4 GDi GLX (108 kW) / 2.4 GDi GLX 4WD (108 kW) / 3.0 GDi GLX 4WD (158 kW)					560 410 054 D47		005
<b>GRANDIS</b>	04/04 →						
2.4 (121 kW) / 2.0 DI-D (100/103 kW)					560 410 054 D47		005
<b>LANCER I (A17_)</b>	09/79 - 02/83						
1.2 (40 kW) / 1.4 GLX (50 kW)					545 157 033 B33		155
1.6 (60 kW) / 2.0 Turbo ECi (125 kW)					560 411 054 D48		014
<b>LANCER F II (A17_)</b>	03/83 - 01/84						
1.2 GLX (40 kW) / 1.4 GLX (51 kW) / 1.4 Turbo (77 kW)					545 157 033 B33		155
<b>LANCER III (C1_A, C6_A)</b>	11/83 - 04/88						
1.2 GL (40 kW) / 1.2 (44 kW) / 1.5 GLX (51/55 kW)					545 157 033 B33		155
1.8 Diesel (43 kW)					560 411 054 D48		014
<b>LANCER III Station Wagon (C1_V, C3_V)</b>	09/85 - 06/92						
1.5 (51 kW) / 1.5 12V (66 kW)					545 157 033 B33		155
1.8 4x4 (61 kW) / 1.8 D 4x4 (44 kW) / 1.8 D (43/44 kW)					560 411 054 D48		014
<b>LANCER IV (C6_A, C7_A)</b>	04/88 - 05/94						
1.3 (44 kW) / 1.3 12V (44 kW) / 1.5 (62 kW) / 1.5 12V (66 kW)					545 157 033 B33		155
1.6 16V (83 kW) / 1.6 4x4 (84 kW) / 1.6 GTi (91 kW) / 1.8 GTi (66/70 kW) / 1.8 4x4 (71 kW) / 1.8 GTi 16V (100/103 kW) / 1.8 D (44 kW)					560 411 054 D48		014
<b>LANCER IV Saloon (C6_A)</b>	04/88 - 09/92						
1.3 (44 kW) / 1.3 12V (55 kW) / 1.5 (62 kW) / 1.5 12V (66 kW)					545 157 033 B33		155

FORD  
VW  
\* Adapter/Adattatore/Adaptateur/Adaptador/Адаптер  
Adapter/Adattatore/Adaptateur/Adaptador/Адаптер  
For cars with Start/Stop (Must replace AGM with AGM, EFB with EFB)  
Please check as 2 different size batteries can be fitted depending on electrical options





		<b>Start Stop Plus / Start Stop</b> ... B51 2 / B60 2	<b>SILVER dynamic</b> ... 316 2	<b>BLUE dynamic</b> ... 313 2	<b>BLACK dynamic</b> ... 312 2		<b>UK</b>
<b>MITSUBISHI</b>							
<b>LANCER IV Saloon (C6_A)</b>	04/88 - 09/92						
1.6 GTi (91 kW) / 1.8 GLX Diesel (44 kW)				560 411 054	D48		014
<b>LANCER V (CB/D_A)</b>	06/92 - 07/96						
1.3 (55 kW) / 1.6 (66 kW)				560 411 054	D48		014
1.6 16V (83 kW) / 1.6 16V 4WD (83 kW) / 1.8 GTi (70 kW) / 1.8 16V (103 kW) / 2.0 Diesel (50 kW)				570 413 063	E24		069
<b>LANCER V Station Wagon (CB_W, CD_W)</b>	12/92 - 10/03						
1.6 16V (83 kW) / 1.6 16V 4WD (83 kW) / 2.0 D (50 kW)				570 413 063	E24		069
<b>LANCER VI (CK/P_A)</b>	09/95 →						
1.3 12V (55 kW)				560 410 054	D47		005
1.5 16V (69 kW)				560 411 054	D48		014
1.6 16V (66 kW) / 1.8 (91 kW) / 1.8 16V (151 kW) / 2.0 16V EVO VI / VII (206 kW)				570 413 063	E24		069
<b>LANCER Saloon (CS_A)</b>	08/03 →						
1.3 (60 kW) / 1.6 (72 kW) / 1.8 SEi Limited (91 kW) / 2.0 (85/99 kW) / 2.0 GDi (92 kW) / 2.4 (108 kW)		563 400 061	D15	560 408 054	D24		027
2.0 16V EVO VIII (195 kW) / 2.0 16V EVO IX (206 kW)				570 413 063	E24		069
<b>LANCER Estate (CS_W)</b>	09/03 →						
1.6 (72 kW) / 1.8 GDi T (121 kW) / 2.0 (99 kW) / 2.4 (98 kW)		563 400 061	D15	560 408 054	D24		027
<b>OUTLANDER</b>	02/03 →						
2.0 4WD (93 kW) / 2.0 (100 kW) / 2.0 Turbo 4WD (148 kW) / 2.4 4WD (102/118/119 kW)				570 412 063	E23		068
<b>OUTLANDER</b>	11/06 →						
2.4 Mivec (125 kW) / 2.0 DI-D (103 kW)				595 404 083	G7		335
<b>PAJERO I (L04_G, L14_G)</b>	12/82 - 12/91						
2.0 4x4 (81 kW) / 2.0 Turbo 4x4 (107 kW) / 3.0 V6 (104 kW)				570 413 063	E24		069
2.5 TD (64 kW)				595 405 083	G8		334
<b>PAJERO I Open Off-Road Vehicle (L04_G)</b>	12/82 - 11/90						
2.6 (76 kW)				570 413 063	E24		069
2.3 TD (62 kW) / 2.5 TD (62 kW)				595 405 083	G8		334
<b>PAJERO II (V2_W, V4_W)</b>	12/90 - 06/00						
2.4 (82 kW) / 3.0 V6 4x4 (110 kW) / 3.0 V6 24V (130/133 kW) / 3.5 V6 24V (143/153 kW)				570 413 063	E24		069
2.5 TD 4x4 (73 kW) / 2.8 TD (92 kW)				595 405 083	G8		334
<b>PAJERO II Open Off-Road Vehicle (V2_W, V4_W)</b>	12/90 - 04/00						
1.8 GDI (96 kW) / 2.4 (82 kW) / 3.0 V6 (110 kW) / 3.0 V6 24V (133 kW)				570 413 063	E24		069
2.5 TD (73 kW)				595 405 083	G8		334
<b>PAJERO III (V60, V70)</b>	04/00 →						
3.5 V6 GDI (149 kW)				595 405 083	G8		334
2.5 TDi (73 kW)				570 412 063	E23		068
3.2 DI-D (118 kW)				595 404 083	G7		335
<b>PAJERO CLASSIC (V2_W)</b>	06/02 →						
3.0 (131 kW) / 3.8 (184 kW)				560 411 054	D48		014
3.0 ZR (132 kW) / 3.8 GDi 2WD (160 kW) / 3.8 GDi (160 kW) / 2.5 TD (85 kW) / 3.2 DI-D (118 kW)				595 405 083	G8		334
3.2 DiD (125 kW)				570 413 063	E24		069
<b>PAJERO PININ (H6_W, H7_W)</b>	03/99 →						
1.8 (84 kW) / 1.8 GDI (88 kW) / 2.0 GDI (95 kW)		563 400 061	D15	560 408 054	D24		027




M

FORD  
VW  
▲  
\*

Adapter/Adattatore/Adaptateur/Adaptador/Адаптер  
Adapter/Adattatore/Adaptateur/Adaptador/Адаптер  
For cars with Start/Stop (Must replace AGM with AGM, EFB with EFB)  
Please check as 2 different size batteries can be fitted depending on electrical options

**VARTA**  
BY JOHNSON CONTROLS

 		<b>Start Stop Plus / Start Stop</b> ... B51 2 / B60 2	<b>SILVER dynamic</b> ... 316 2	<b>BLUE dynamic</b> ... 313 2	<b>BLACK dynamic</b> ... 312 2		<b>UK</b>
<b>MITSUBISHI</b>							
<b>PAJERO PININ (H6_W, H7_W)</b>	03/99 →						
3.2 DiD (129 kW)				595 405 083	<b>G8</b>		334
<b>PAJERO SPORT (K90)</b>	11/97 →						
1.8 All-wheel Drive (84 kW) / 1.8 GDi All-wheel Drive (88 kW) / 2.0 GDi All-wheel Drive (95 kW) / 2.4 2WD (82/87 kW) / 2.5 D All-wheel Drive (83 kW)				595 405 083	<b>G8</b>		334
3.0 V6 (123 kW) / 3.5 (149 kW) / 3.8 GDi (171 kW) / 2.5 TD (73/85/98 kW) / 2.8 TDi (92 kW) / 3.2 TDi (121 kW)				595 405 083	<b>G8</b>		334
<b>PAJERO IV (V80, V90)</b>	02/07 →						
3.8 V6 (184 kW)				560 411 054	<b>D48</b>		014
3.2 DI-D (118 kW)				570 412 063	<b>E23</b>		068
<b>SANTAMO</b>	03/99 →						
2.0 16V (102 kW) / 2.0 16V 4x4 (102 kW)				570 413 063	<b>E24</b>		069
<b>SAPPORO II (A16_A)</b>	08/80 - 09/84						
1.6 GLX (55 kW) / 2.0 GSL (75 kW) / 2.0 GSR (82 kW) / 2.0 Turbo ECi (125 kW)				560 411 054	<b>D48</b>		014
<b>SAPPORO III (E16A)</b>	06/87 - 08/90						
2.4 (91 kW)				560 411 054	<b>D48</b>		014
<b>SIGMA (F16A)</b>	12/90 - 07/96						
3.0 V6 (130 kW)				570 413 063	<b>E24</b>		069
<b>SIGMA Station Wagon (F07W)</b>	01/93 - 07/96						
3.0 (125 kW)				570 413 063	<b>E24</b>		069
<b>SPACE GEAR (PA/B/D_V/W)</b>	05/95 - 05/00						
2.0 16V (83 kW) / 2.4 i (97 kW) / 2.4 i 4x4 (97 kW)				570 413 063	<b>E24</b>		069
2.5 TD (64 kW) / 2.5 TD 4x4 (73 kW)				595 405 083	<b>G8</b>		334
<b>SPACE WAGON (D0_V/W)</b>	01/84 - 01/92						
1.8 GLX (62 kW) / 1.8 4x4 (66 kW) / 2.0 GLX (62 kW) / 2.0 GLX 4x4 (62 kW) / 2.0 GLXi (74 kW) / 2.0 GLXi 4x4 (74 kW) / 2.0 4x4 (75 kW)				560 411 054	<b>D48</b>		014
1.8 TD (55 kW)				570 413 063	<b>E24</b>		069
<b>SPACE WAGON (N3_W, N4_W)</b>	05/91 - 11/98						
1.8 (90 kW) / 1.8 4x4 (90 kW) / 2.0 (98 kW) / 2.0 4x4 (98 kW) / 2.4 (86 kW) / 2.4 4x4 (86 kW) / 2.4 i (102 kW)				570 413 063	<b>E24</b>		069
2.0 (77 kW)				570 413 063	<b>E24</b>		069
1.8 TD (55 kW) / 2.0 TD (60 kW)				595 405 083	<b>G8</b>		334
<b>SPACE WAGON (N5_W)</b>	10/98 →						
2.0 (80 kW) / 2.0 GDI (98 kW) / 2.4 GDI 4x4 (108/110 kW) / 2.4 GDI (110 kW)				570 413 063	<b>E24</b>		069
2.4 GDI (108 kW)				560 410 054	<b>D47</b>		005
<b>SPACE RUNNER (N1_W, N2_W)</b>	10/91 - 08/99						
1.8 (85 kW) / 1.8 4x4 (85 kW) / 2.0 16V (98 kW) / 2.0 TD (60 kW)				570 413 063	<b>E24</b>		069
<b>SPACE RUNNER (N50)</b>	08/99 →						
2.0 (100 kW) / 2.4 GDI (110 kW)				570 413 063	<b>E24</b>		069
<b>SPACE STAR (DG0)</b>	06/98 →						
1.3 16V (60 kW) / 1.6 16V (72 kW) / 1.6 (72 kW)			563 400 061	<b>D15</b>	560 408 054	<b>D24</b>	027
1.8 GDI (82 kW) / 1.9 DI-D (75/85 kW) *		570 901 076	<b>E39</b>				096AGM 096
			577 400 078	<b>E44</b>	574 012 068	<b>E11</b>	
<b>STARION (A18_A)</b>	05/82 - 06/90						
2.0 Turbo ECi (125 kW) / 2.6 Turbo ECi (114 kW)				570 413 063	<b>E24</b>		069
<b>TREDIA (A21_)</b>	09/82 - 07/86						
1.4 GLX (51 kW) / GLS 1.6 (55 kW) / 1.6 Turbo (84/85 kW) / 1.8 GLS (66 kW) / 1.8 Turbo (100 kW)				570 413 063	<b>E24</b>		069

		<b>Start Stop Plus / Start Stop</b> ... B51 2 / B60 2	<b>SILVER dynamic</b> ... 316 2	<b>BLUE dynamic</b> ... 313 2	<b>BLACK dynamic</b> ... 312 2		<b>UK</b>
---	---	--	------------------------------------	----------------------------------	-----------------------------------	---	-----------

MITSUBISHI							
<b>3000 GT (Z16A)</b>	06/92 - 08/99						
3.0 i 24V 4x4 (210 kW)					570 413 063	E24	069
<b>L 200</b>	01/78 - 10/86						
1.6 (60 kW) / 2.0 4WD (63 kW) / 2.0 (66/66 kW) / 2.0 4x4 (66/66 kW)					570 413 063	E24	069
2.3 (50 kW) / 2.3 4x4 (50 kW) *					570 413 063	E24	069
					595 404 083	G7	335
2.3 D 4WD (62 kW)					595 404 083	G7	335
<b>L 200 (K_T)</b>	10/86 - 10/96						
1.6 (60 kW) / 2.0 (69 kW) / 2.5 D (55/62 kW) / 2.5 D 4x4 (55 kW)					570 413 063	E24	069
2.0 (75 kW) / 2.0 4x4 (75 kW) / 2.4 4x4 (91 kW) / 2.6 4WD (76 kW) / 3.0 4x4 (107 kW) / 2.5 D (51 kW) / 2.5 D 4WD (51 kW) / 2.5 TD 4WD (64 kW)					570 413 063	E24	069
3.0 (109 kW) / 3.0 i 4x4 (109 kW)					595 404 083	G7	335
<b>L 200 (K_T)</b>	06/96 →						
2.0 (90 kW) / 2.4 4x4 (97 kW) / 2.5 D (55 kW) / 2.5 TD (66 kW) / 2.5 TD 4x4 (73/74 kW) / 2.5 TD 4WD (85/98 kW) / 2.8 D 4x4 (103 kW)					570 413 063	E24	069
2.4 i (97 kW)					570 413 063	E24	069
3.0 (133 kW) / 3.0 4x4 (133 kW) / 2.5 TD 4x4 (85 kW) / 2.8 TD 4x4 (92 kW)					595 404 083	G7	335
<b>L 200</b>	11/05 →						
2.4 i (97 kW) / 3.5 i 4x4 (135 kW) / 2.5 DI-D [RWD] (94 kW) / 2.5 DiD [RWD] (100 kW) / 2.5 DI-D (123 kW) / 2.5 DI-D 4x4 (131 kW) / 3.2 DI-D 4x4 (118 kW)					595 404 083	G7	335
2.5 DI-D (100 kW)					595 404 083	G7	335
<b>L 300 Bus (L03_P/G, L0_2P)</b>	05/80 - 02/87						
1.6 (48 kW) / 1.8 4x4 (60 kW) / 2.0 4x4 (65 kW) / 2.0 DL (66 kW) / 2.3 D (50 kW)					560 411 054	D48	014
1.8 (60 kW)					560 411 054	D48	014
<b>L 300 Box (L03_P)</b>	02/80 - 02/87						
1.6 (48 kW) / 2.0 DL (66 kW) / 2.3 D (50 kW)					560 411 054	D48	014
<b>L 300 Flatbed / Chassis (L03_P)</b>	05/80 - 04/94						
1.6 (51 kW) / 2.5 D (51 kW)					560 411 054	D48	014
<b>L 300 Bus (P0_W, P1_W, P2_W)</b>	11/86 →						
1.6 (51 kW) / 2.0 (64/66 kW) / 2.0 4WD (65/66 kW) / 2.0 i (83 kW) / 2.4 4WD (80/82 kW) / 2.4 (82 kW) / 2.5 D (51 kW) / 2.5 TD 4WD (64 kW)					560 411 054	D48	014
2.0 (65 kW) / 2.0 GLS (78 kW) / 2.0 4x4 (82 kW)					560 411 054	D48	014
<b>L 300 Box (P0_W, P1_W)</b>	11/86 →						
1.6 (51 kW) / 2.0 (64 kW) / 2.5 D (51 kW) / 2.5 TD (64 kW)					560 411 054	D48	014
2.0 4x4 (63 kW)					560 411 054	D48	014
<b>L 300 Flatbed / Chassis (P1_T)</b>	04/94 →						
2.0 (85 kW) / 2.5 D (64 kW)					560 411 054	D48	014
<b>L 400 Bus (PAOV)</b>	06/96 →						
2500 TD (64 kW)					595 405 083	G8	334
<b>L 400 Box (PAOV)</b>	06/96 →						
2.0 (85 kW)					560 411 054	D48	014
2500 TD (64 kW) / 2500 TD 4x4 (64 kW)					595 405 083	G8	334
MORGAN							
<b>AERO 8</b>	10/00 →						
4.4 (210 kW)					545 079 030	B24	049


FORD  
VW  
\*  
\*




Adapter/Adattatore/Adaptateur/Adaptador/Адаптер  
Adapter/Adattatore/Adaptateur/Adaptador/Адаптер  
For cars with Start/Stop (Must replace AGM with AGM, EFB with EFB)  
Please check as 2 different size batteries can be fitted depending on electrical options

  
BY JOHNSON CONTROLS

# MORGAN > NISSAN

		<b>Start Stop Plus / Start Stop</b> ... B51 2 / B60 2	<b>SILVER dynamic</b> ... 316 2	<b>BLUE dynamic</b> ... 313 2	<b>BLACK dynamic</b> ... 312 2		<b>UK</b>
<b>MORGAN</b>							
<b>FOUR FOUR</b>	01/68 →						
1.6 (66 kW) / 1.6 CVH/OHV (71 kW) / 1.6 i Kat (77 kW) / 1.6 i (81 kW) / 1.8 i (92 kW)					545 079 030 B24		049
<b>PLUS FOUR</b>	01/85 - 08/92						
1.8 i (96 kW) / 2.0 i (99/90/103 kW)					545 079 030 B24		049
<b>PLUS EIGHT</b>	01/68 →						
3.5 (115 kW) / 3.5 EFI (142 kW) / 3.9 (138 kW)				540 126 033 A14			054
<b>MOSKVICH</b>							
<b>403</b>	03/62 →						
E 1.4 (33 kW) / I E 1.4 (33 kW)					570 413 063 E24		069
<b>407</b>	08/58 →						
1.4 (33 kW)					570 413 063 E24		069
<b>412</b>	03/71 →						
1.5 (55 kW) *			563 400 061 D15		556 401 048 C15		078
				560 127 054 D43			027
							077
<b>423 Estate</b>	08/59 →						
1.4 (33 kW)					570 413 063 E24		069
<b>427 Estate</b>	01/75 →						
1.5 (55 kW) *			563 400 061 D15		556 401 048 C15		078
				560 127 054 D43			027
							077
<b>2140</b>	07/78 - 11/83						
1.5 (55 kW) *			563 400 061 D15		556 401 048 C15		078
				560 127 054 D43			027
							077
<b>21412</b>	05/89 →						
1.5 (51 kW) *			563 400 061 D15		556 401 048 C15		078
				560 127 054 D43			027
							077
<b>ASLK 2140</b>	03/76 →						
1.5 (55 kW) *			563 400 061 D15		556 401 048 C15		078
				560 127 054 D43			027
							077
<b>ASLK 2137 Estate</b>	07/76 →						
1.5 (55 kW) *			563 400 061 D15		556 401 048 C15		078
				560 127 054 D43			027
							077
<b>NISSAN</b>							
<b>100 NX (B13)</b>	03/90 - 10/94						
1.6 (66 kW) / 1.6 SR (75 kW) / 2.0 GTI (105 kW) / 2.0 (110 kW)					560 410 054 D47		005
<b>180SX Coupe</b>	09/88 - 03/94						
1.8 Turbo (124 kW) / 1.8 Turbo II (148 kW) / 2.0 Turbo (147 kW)					560 411 054 D48		014
<b>200SX Coupe</b>	01/79 - 07/83						
2.0 (88 kW) / 2.2 (76 kW)					560 411 054 D48		014
<b>200 SX (S13)</b>	07/88 - 11/94						
1.8 (99 kW) / 1.8 Turbo (122 kW)					560 411 054 D48		014
1.8 Turbo (124 kW) / 2.0 i 16V (103 kW)					560 411 054 D48		014
<b>200 SX (S14)</b>	10/93 - 12/99						
2.0 i 16V (118 kW) / 2.0 i 16V Turbo (147 kW)					560 411 054 D48		014
<b>240SX</b>	08/88 - 08/97						
2.4 (72 kW)					570 413 063 E24		069
<b>280 ZX,ZXT (HGS130)</b>	07/78 - 02/84						
2.8 (103 kW) *					570 413 063 E24		069
					560 411 054 D48		014
<b>300 ZX (Z31)</b>	01/84 - 10/90						
3.0 (125 kW) / 3.0 Turbo (149/168 kW)					570 413 063 E24		069

FORD  
VW  
  
 Adapter/Adattatore/Adaptateur/Adaptador/Адаптер  
 Adapter/Adattatore/Adaptateur/Adaptador/Адаптер  
 For cars with Start/Stop (Must replace AGM with AGM, EFB with EFB)  
 \* Please check as 2 different size batteries can be fitted depending on electrical options

		<b>Start Stop Plus / Start Stop</b> ... B51 2 / B60 2	<b>SILVER dynamic</b> ... 316 2	<b>BLUE dynamic</b> ... 313 2	<b>BLACK dynamic</b> ... 312 2		<b>UK</b>
<b>NISSAN</b>							
<b>300 ZX (Z32)</b>	01/90 - 09/95						
3.0 Twin Turbo (197 kW) *				570 413 063 <b>E24</b>			069
				570 412 063 <b>E23</b>			068
3.0 Twin Turbo (224 kW)				570 413 063 <b>E24</b>			069
<b>350 Z (Z33)</b>	10/02 →						
3.5 (206 kW)				560 410 054 <b>D47</b>			005
3.5 (230 kW)				560 410 054 <b>D47</b>			005
<b>350 Z Roadster</b>	10/03 →						
3.5 (206 kW)				560 410 054 <b>D47</b>			005
<b>370 Z (Z34)</b>	04/09 →						
3.7 (243 kW)				560 410 054 <b>D47</b>			005
<b>ALMERA I Hatchback (N15)</b>	07/95 - 03/00						
1.4 S,GX,LX (55 kW) / 1.4 (64 kW) / 1.5 (77 kW) / 1.6 SR,SLX (66 kW) / 1.6 (73/75 kW) / 2.0 GTi (105 kW)				560 410 054 <b>D47</b>			005
2.0 D (55 kW)				595 404 083 <b>G7</b>			335
<b>ALMERA I (N15)</b>	07/95 - 07/00						
1.4 GX,LX (55 kW) / 1.4 (64 kW) / 1.5 (77 kW) / 1.6 SLX (66 kW) / 1.6 (73/75 kW) / 1.8 (84 kW)				560 410 054 <b>D47</b>			005
2.0 D (55 kW)				595 404 083 <b>G7</b>			335
<b>ALMERA II Hatchback (N16)</b>	01/00 →						
1.5 (72 kW) / 1.5 XL (77 kW) / 1.8 (84/85/94 kW) / 2.0 (107 kW)			552 401 052 <b>C6</b>	544 402 044 <b>B18</b>			063
1.6 (83 kW)			552 401 052 <b>C6</b>	544 402 044 <b>B18</b>			063
1.5 dCi (60 kW) / 2.2 Di (81 kW) / 2.2 dCi (82/100 kW)			574 402 075 <b>E38</b>	572 409 068 <b>E43</b>			100
<b>ALMERA II (N16)</b>	07/00 →						
1.5 (72 kW) / 1.8 (84/85/94 kW) / 2.0 (107 kW)			552 401 052 <b>C6</b>	544 402 044 <b>B18</b>			063
1.6 (83 kW)			552 401 052 <b>C6</b>	544 402 044 <b>B18</b>			063
1.5 dCi (60 kW) / 2.2 Di (81 kW) / 2.2 dCi (82/100 kW)			574 402 075 <b>E38</b>	572 409 068 <b>E43</b>			100
<b>ALMERA TINO (V10)</b>	08/00 →						
1.8 (84 kW) / 2.0 (100 kW)			552 401 052 <b>C6</b>	544 402 044 <b>B18</b>			063
2.2 dCi (82 kW) / 2.2 Di (84 kW)			574 402 075 <b>E38</b>	572 409 068 <b>E43</b>			100
<b>BLUEBIRD (910)</b>	01/80 - 12/83						
1.6 (60 kW) / 1.8 (65 kW) / 2.0 i (80 kW)				560 411 054 <b>D48</b>			014
2.0 D (44 kW) / 2.0 TD (57 kW)				570 413 063 <b>E24</b>			069
<b>BLUEBIRD Traveller (W910)</b>	01/80 - 05/84						
1.8 (65 kW)				560 411 054 <b>D48</b>			014
2.0 D (44 kW)				570 413 063 <b>E24</b>			069
<b>BLUEBIRD Coupe (910)</b>	01/80 - 12/83						
1.8 (66 kW) / 1.8 Turbo (99 kW) / 1.9 i (80 kW)				560 411 054 <b>D48</b>			014
<b>BLUEBIRD (U11)</b>	11/83 - 05/90						
1.6 DX (61 kW) / 1.6 (66 kW) / 1.8 (66/61 kW) / 1.8 Turbo (99 kW) / 2.0 LX (66 kW) / 2.0 (75 kW) / 2.0 i (77 kW)				560 410 054 <b>D47</b>			005
2.0 D (43 kW)				595 404 083 <b>G7</b>			335
<b>BLUEBIRD Station Wagon (WU11)</b>	11/83 - 09/90						
1.6 (66 kW) / 2.0 (75 kW) / 1.8 (61/66 kW) / 2.0 i (77/85 kW) / 1.8 Turbo (99 kW) / 2.0 LX (66 kW)				560 410 054 <b>D47</b>			005
2.0 D (43 kW)				595 404 083 <b>G7</b>			335
<b>BLUEBIRD Hatchback (T72, T12)</b>	12/85 - 11/92						
1.6 (61 kW) / 1.8 i 16V (95 kW) / 1.8 Turbo (99 kW) / 2.0 (75 kW) / 2.0 i (77/85 kW)				560 410 054 <b>D47</b>			005
2.0 D (49 kW)				595 404 083 <b>G7</b>			335


N




FORD  
VW  
\*  
▲

Adapter/Adattatore/Adaptateur/Adaptador/Адаптер  
Adapter/Adattatore/Adaptateur/Adaptador/Адаптер  
For cars with Start/Stop (Must replace AGM with AGM, EFB with EFB)  
Please check as 2 different size batteries can be fitted depending on electrical options

**VARTA**  
BY JOHNSON CONTROLS



			<b>Start Stop Plus / Start Stop</b> ... B51 2 / B60 2	<b>SILVER dynamic</b> ... 316 2	<b>BLUE dynamic</b> ... 313 2	<b>BLACK dynamic</b> ... 312 2		<b>UK</b>
<b>NISSAN</b>								
<b>BLUEBIRD (T72 , T12)</b>	12/85 - 09/90							
1.6 (61 kW) / 1.8 i 16V (95 kW) / 1.8 (61 kW) / 1.8 Turbo (99 kW) / 2.0 (75 kW) / 2.0 i (77/85 kW) / 2.0 LX (66 kW)					560 410 054	D47		005
2.0 D (49 kW)					595 404 083	G7		335
<b>CHERRY Hatchback (N10)</b>	08/78 - 12/82							
1.0 (32 kW) / 1.2 (38 kW) / 1.3 (44 kW) / 1.4 i.e. (59 kW) / 1.5 (51 kW)					545 157 033	B33		155
<b>CHERRY Traveller (VN10)</b>	08/78 - 12/83							
1.2 (38 kW) / 1.3 (44 kW) / 1.4 (59 kW)					545 157 033	B33		155
<b>CHERRY Coupe (N10)</b>	08/78 - 09/82							
1.0 (33 kW) / 1.4 (46 kW) / 1.5 (51 kW)					545 157 033	B33		155
1.2 (38 kW) / 1.3 (44 kW) / 1.4 (59 kW)					545 157 033	B33		155
<b>CHERRY (N12)</b>	04/82 - 10/87							
1.0 (37 kW) / 1.3 (44 kW) / 1.5 (55 kW) / 1.5 Turbo (77 kW) / 1.6 (51 kW)					545 157 033	B33		155
1.7 D (40 kW)					595 404 083	G7		335
<b>DATSUN 240 Coupe (KMLGC210)</b>	09/78 - 07/81							
KGT 2.4 (96 kW)					570 413 063	E24		069
<b>KUBISTAR (X76)</b>	08/03 →							
1.2 (44 kW) / 1.6 16V (70 kW)				552 401 052	C6	544 402 044	B18	063
1.5 dCi (42 kW) *		570 901 076	E39					096AGM 096
				577 400 078	E44	574 012 068	E11	
<b>LAUREL (HLC230)</b>	03/77 - 05/83							
2.0 (71 kW) / 2.4 (83 kW)					560 411 054	D48		014
<b>LAUREL (JC31)</b>	01/81 - 12/85							
2.0 GL (75 kW) / 2.0 (71 kW) / 2.4 (83/88 kW) / 2.0 D (44 kW)					560 411 054	D48		014
2.8 D (62 kW)					570 413 063	E24		069
<b>LAUREL (JC32)</b>	11/84 - 06/90							
2.0 GL (75 kW) / 2.4 (94 kW)					560 411 054	D48		014
2.8 D (62 kW)					570 413 063	E24		069
<b>MAXIMA (J30)</b>	10/88 - 10/94							
3.0 i (125 kW)					560 410 054	D47		005
<b>MAXIMA QX (A32)</b>	03/94 - 08/00							
2.0 (103 kW) / 2.5 V6 24V (140 kW) / 3.0 (142 kW)					560 410 054	D47		005
3.0 (142 kW)					560 410 054	D47		005
<b>MAXIMA Station Wagon</b>	10/97 →							
2.0 QX (103 kW) / 2.5 V6 24V (140 kW) / 3.0 QX (142 kW)					560 410 054	D47		005
<b>MAXIMA QX (A33)</b>	04/99 →							
2.0 V6 24V (103 kW) / 2.5 V6 24V (154 kW) / 3.0 V6 24V (147 kW) / 3.5 (188 kW) *		570 901 076	E39					096AGM 068 096
				577 400 078	E44	570 412 063	E23	
3.0 (147 kW)						574 012 068	E11	
3.5 (170 kW)						570 412 063	E23	068
						570 412 063	E23	068
<b>MICRA (K10)</b>	12/82 - 11/92							
1.0 (37 kW) / 1.2 (44 kW)					545 157 033	B33		155
1.2 (40 kW)					545 155 033	B31		156
<b>MICRA (K11)</b>	01/92 - 02/03							
1.0 (40 kW)					540 126 033	A14		054
1.0 i 16V (40 kW) / 1.3 i 16V (55 kW) / 1.4 i 16V (60 kW)					545 156 033	B32		053
1.5 D (42 kW)				561 400 060	D21	560 409 054	D59	075
<b>MICRA (K12)</b>	01/03 →							
1.0 16V (48 kW) / 1.2 16V (48 kW) / 1.4 16V (65 kW) / 160 SR (81 kW)				552 401 052	C6	544 402 044	B18	063
1.5 dCi (48 kW)				561 400 060	D21	560 409 054	D59	075
<b>MICRA C+C (K12)</b>	08/05 →							
1.4 16V (65 kW) / 1.6 160 SR (81 kW)				561 400 060	D21	560 409 054	D59	075




		<b>Start Stop Plus / Start Stop</b> ... B51 2 / B60 2	<b>SILVER dynamic</b> ... 316 2	<b>BLUE dynamic</b> ... 313 2	<b>BLACK dynamic</b> ... 312 2		<b>UK</b>
<b>NISSAN</b>							
<b>MURANO (Z50)</b>	03/05 →						
3.5 4x4 (172 kW)					560 410 054 D47		005
<b>MURANO (Z51)</b>	11/07 →						
3.5 4x4 (188 kW) / 3.5 (195 kW)					560 410 054 D47		005
<b>NAVARA (D21)</b>	06/92 - 02/97						
2.4 (91 kW) / 2.4 AWD (91 kW) / 2.7 D AWD (58 kW)					570 412 063 E23		068
<b>NAVARA (D22)</b>	09/97 →						
2.4 (110 kW) / 2.4 All-wheel Drive (110 kW)					570 412 063 E23		068
3.0 (120 kW) / 3.0 AWD (120 kW) *		570 901 076 E39	577 400 078 E44	574 012 068 E11			096AGM 096
<b>NAVARA (D40)</b>	10/04 →						
2.5 dCi (106 kW) / 2.5 dCi 4WD (126/128 kW) *		570 901 076 E39	577 400 078 E44	574 013 068 E12 574 012 068 E11			096AGM 086 096
2.8 D (101 kW)				570 412 063 E23			068
<b>NOTE (E11)</b>	03/06 →						
1.4 (65 kW) / 1.6 (81 kW)			552 401 052 C6	544 402 044 B18			063
1.5 dCi (50 kW)			561 400 060 D21	560 409 054 D59			075
1.5 dCi (76 kW)			561 400 060 D21	560 409 054 D59			075
<b>PATHFINDER</b>	07/86 - 10/95						
2.4 (74 kW) / 2.4 All-wheel Drive (74 kW) / 3.0 All-wheel Drive (95 kW) *					570 413 063 E24 595 405 083 G8		069 334
<b>PATHFINDER</b>	12/89 - 07/90						
3.0 All-wheel Drive (95 kW) *					570 413 063 E24 595 405 083 G8		069 334
<b>PATHFINDER (R50)</b>	09/97 - 12/04						
2.4 (87 kW) *					570 413 063 E24 595 405 083 G8		069 334
2.4 (105 kW) *					570 413 063 E24 595 405 083 G8		069 334
3.3 V6 4WD (110 kW) / 3.5 V6 4WD (162 kW)					570 413 063 E24		069
3.3 (125 kW) / 3.3 Turbo All-wheel Drive (154 kW) / 2.8 TD All-wheel Drive (101 kW)					595 405 083 G8		334
2.7 TD 4WD (96 kW) / 3.2 TD 4WD (110 kW)					595 405 083 G8		334
<b>PATHFINDER (R51)</b>	01/05 →						
4.0 (198 kW) *		570 901 076 E39	577 400 078 E44	574 012 068 E11			096AGM 096
4.0 4WD (198 kW)			563 400 061 D15	560 408 054 D24			027
2.5 dCi 4WD (126 kW) / 2.5 DCi (128 kW) *		570 901 076 E39	577 400 078 E44	574 012 068 E11			096AGM 096
<b>PATROL Station Wagon (W160)</b>	11/79 - 08/88						
2.8 (88 kW)					570 413 063 E24		069
2.8 D 4x4 (55 kW) / 3.3 D (70 kW) / 3.2 TD (81 kW) / 2.8 TD 4x4 (88 kW)					595 404 083 G7		335
<b>PATROL Hardtop (K160)</b>	11/79 - 08/88						
2.8 (88 kW) *					570 413 063 E24 595 404 083 G7		069 335
2.8 D 4x4 (55 kW) / 3.3 D (70 kW) / 3.2 TD (81 kW) / 2.8 TD 4x4 (88 kW)					595 404 083 G7		335
<b>PATROL Station Wagon (W260)</b>	08/88 - 11/95						
3.0 4x4 (109 kW) / 2.8 D 4x4 (55/59/62/66/68/76 kW) / 2.8 TD 4x4 (86/88 kW)					595 404 083 G7		335
2.8 TD (85 kW) / 3.2 D (81 kW)					595 404 083 G7		335
<b>PATROL Hardtop (K260)</b>	10/84 - 04/98						
2.8 (88 kW) *					570 413 063 E24 595 404 083 G7		069 335
3.0 (99 kW) / 2.8 D (55/59/62/76/66 kW) / 2.8 TD (88 kW)					595 404 083 G7		335
2.8 TD (85 kW) / 3.2 D (81 kW)					595 404 083 G7		335

N





FORD  
VW  
▲  
\*

Adapter/Adattatore/Adaptateur/Adaptador/Адаптер  
Adapter/Adattatore/Adaptateur/Adaptador/Адаптер  
For cars with Start/Stop (Must replace AGM with AGM, EFB with EFB)  
Please check as 2 different size batteries can be fitted depending on electrical options

**VARTA**  
BY JOHNSON CONTROLS

		<b>Start Stop Plus / Start Stop</b> ... B51 2 / B60 2	<b>SILVER dynamic</b> ... 316 2	<b>BLUE dynamic</b> ... 313 2	<b>BLACK dynamic</b> ... 312 2		<b>UK</b>
<b>NISSAN</b>							
<b>PATROL GR I (Y60)</b>	08/87 - 02/98						
4.2 CAT (121 kW) *				570 412 063 595 404 083	E23 G7		068 335
4.2 All-wheel Drive (125 kW) / 2.8 TD (82 kW)				595 404 083	G7		335
2.8 TD (85 kW) / 4.2 D (85 kW)				595 404 083	G7		335
<b>PATROL GR II (Y61)</b>	06/97 →						
2.7 TD (73 kW) / 2.8 TDiC (96 kW) / 4.5 (145 kW) / 4.8 (185 kW) / 3.0 D (116/118 kW) / 3.2 D (70 kW) / 4.2 D (114 kW) / 4.2 TDi (125 kW)				595 404 083	G7		335
2.8 TD (95 kW) / 4.5 i (147 kW) / 4.8 (180 kW) / 3.0 DTi (116/118 kW) / 4.2 TD (107 kW)				595 404 083	G7		335
<b>PICK UP (720)</b>	01/82 - 03/86						
1.8 (59 kW)				560 411 054	D48		014
2.2 4WD (71 kW)				570 413 063	E24		069
2.2 D (47 kW) / 2.3 D (51 kW) / 2.5 D 4WD (53 kW) *				570 413 063 595 404 083	E24 G7		069 335
<b>PICK UP (D21)</b>	09/85 - 02/98						
2.0 (64 kW) / 2.4 i 4WD (74 kW) / 2.4 i 12V (91 kW) / 2.4 i 12V 4WD (93 kW) / 3.0 i V6 4WD (109 kW) *				560 410 054 560 411 054	D47 D48		005 014
2.4 (74 kW) / 2.4 4WD (79 kW) / 2.4 4x4 (76 kW)				560 410 054	D47		005
3.0 (112 kW) *				595 405 083 560 410 054	G8 D47		334 005
2.3 D (51 kW) / 2.5 D 4WD (53/55/59/61 kW) / 2.5 D (55/59/61 kW) / 2.7 D 4WD (58/73 kW)				595 405 083	G8		334
2.3 D 4WD (51 kW) / 2.7 TD (73 kW) / 2.7 TD 4WD (73 kW)				595 405 083	G8		334
<b>PICK UP (D22)</b>	01/97 →						
2.0 (92 kW) / 2.4 (76/79/87/110 kW) / 2.4 4WD (76/79/110 kW) / 3.0 (120 kW) / 3.0 4WD (120 kW)				560 410 054	D47		005
2.4 i (88 kW) / 2.4 i 4WD (88 kW) *				560 410 054 560 411 054	D47 D48		005 014
2.4 (98 kW)				570 413 063	E24		069
3.3 4WD (125 kW) / 2.7 TD (73 kW) / 2.7 TD 4WD (73 kW) / 2.8 D (101 kW) / 3.0 TD (110 kW) / 3.0 TD 4WD (110 kW) / 3.2 TD (76 kW)				595 405 083	G8		334
2.5 Di (98 kW) / 2.5 Di 4WD (98 kW) / 2.5 D (61 kW) / 2.5 D 4WD (61 kW) / 2.5 Tdi (76 kW) / 2.7 TD (66 kW) / 3.2 D 4WD (76 kW)				595 405 083	G8		334
2.5 TD 4WD (76 kW) *				570 413 063 595 405 083 570 412 063	E24 G8 E23		069 334 068
<b>PRAIRIE (M10, NM10)</b>	01/83 - 10/88						
1.5 S (55 kW) / 1.8 SGL (65/66 kW) / 2.0 4x4 (68 kW)				560 410 054	D47		005
2.0 (72 kW) / 2.0 4x4 (72 kW)				560 410 054	D47		005
<b>PRAIRIE PRO (M11)</b>	10/88 - 07/94						
2.0 (66 kW) / 2.0 4x4 (66 kW)				560 410 054	D47		005
2.0 i (72 kW) / 2.0 i 4x4 (72 kW) / 2.0 (85 kW) / 2.0 4x4 (85 kW) / 2.4 i (98 kW) / 2.4 i 4x4 (98 kW)				560 410 054	D47		005
<b>PRIMERA Hatchback (P10)</b>	06/90 - 06/96						
1.6 (66 kW) / 2.0 16V (85 kW) / 2.0 16V 4x4 (85 kW) / 2.0 i (92 kW) / 2.0 (105/110 kW) / 2.0 GT 4x4 (105 kW) *			563 400 061 D15	560 408 054 552 400 047	D24 C22	556 400 048 545 412 040	C14 B19
2.0 D (55 kW) *		570 901 076 E39	577 400 078 E44	574 012 068 E11		570 409 064 E13	096AGM 096




FORD  
VW  
  
 Adapter/Adattatore/Adaptateur/Adaptador/Адаптер  
 Adapter/Adattatore/Adaptateur/Adaptador/Адаптер  
 For cars with Start/Stop (Must replace AGM with AGM, EFB with EFB)  
 \* Please check as 2 different size batteries can be fitted depending on electrical options

 		<b>Start Stop Plus / Start Stop</b> ... B51 2 / B60 2	<b>SILVER dynamic</b> ... 316 2	<b>BLUE dynamic</b> ... 313 2	<b>BLACK dynamic</b> ... 312 2		<b>UK</b>
<b>NISSAN</b>							
<b>PRIMERA (P10)</b>	06/90 - 06/96						
1.6 (66 kW) / 2.0 16V (85 kW) / 2.0 16V 4x4 (85 kW) / 2.0 i (92 kW) / 2.0 (105 kW) / 2.0 GT 4x4 (105 kW) / 2.0 GT (110 kW) *			563 400 061 <b>D15</b>	560 408 054 <b>D24</b> 552 400 047 <b>C22</b>	556 400 048 <b>C14</b> 545 412 040 <b>B19</b>		027 012
2.0 4x4 (110 kW) *			563 400 061 <b>D15</b>	560 408 054 <b>D24</b> 552 400 047 <b>C22</b>	556 400 048 <b>C14</b> 545 412 040 <b>B19</b>		027 012
2.0 D (55 kW) *		570 901 076 <b>E39</b>	577 400 078 <b>E44</b>	574 012 068 <b>E11</b>	570 409 064 <b>E13</b>		096AGM 096
<b>PRIMERA Traveller (W10)</b>	07/90 - 03/98						
1.6 i (66 kW) / 2.0 i (85 kW)				570 412 063 <b>E23</b>			068
2.0 (110 kW) *			563 400 061 <b>D15</b>	560 408 054 <b>D24</b> 552 400 047 <b>C22</b>	556 400 048 <b>C14</b> 545 412 040 <b>B19</b>		027 012
2.0 D (55 kW)				595 404 083 <b>G7</b>			335
<b>PRIMERA Hatchback (P11)</b>	06/96 - 07/02						
1.6 16V (66 kW) / 1.8 16V (84 kW) / 2.0 16V (85/96/103/110 kW)			563 400 061 <b>D15</b>	560 408 054 <b>D24</b>	556 400 048 <b>C14</b>		027
2.0 TD (66 kW) *		570 901 076 <b>E39</b>	577 400 078 <b>E44</b>	574 012 068 <b>E11</b>	570 409 064 <b>E13</b>		096AGM 096
<b>PRIMERA (P11)</b>	06/96 - 12/01						
1.6 16V (66 kW) / 1.8 16V (84 kW) / 2.0 16V (85/96/103/110 kW)			563 400 061 <b>D15</b>	560 408 054 <b>D24</b>	556 400 048 <b>C14</b>		027
1.8 (96 kW) *			563 400 061 <b>D15</b>	560 408 054 <b>D24</b> 552 400 047 <b>C22</b>	556 400 048 <b>C14</b> 545 412 040 <b>B19</b>		027 012
2.0 TD (66 kW) *		570 901 076 <b>E39</b>	577 400 078 <b>E44</b>	574 012 068 <b>E11</b>	570 409 064 <b>E13</b>		096AGM 096
2.0 (140 kW) *			563 400 061 <b>D15</b>	552 400 047 <b>C22</b>	545 412 040 <b>B19</b>		027 012
<b>PRIMERA Traveller (WP11)</b>	06/96 - 12/01						
1.6 16V (66 kW) / 1.8 16V (84 kW) / 2.0 16V (85/96/103 kW)			563 400 061 <b>D15</b>	560 408 054 <b>D24</b>	556 400 048 <b>C14</b>		027
1.6 16V (80 kW) *			563 400 061 <b>D15</b>	560 408 054 <b>D24</b> 552 400 047 <b>C22</b>			027 012
1.8 16V (96 kW) / 2.0 16V (140 kW)			563 400 061 <b>D15</b>	560 408 054 <b>D24</b>	556 400 048 <b>C14</b>		027
2.0 TD (66 kW) *		570 901 076 <b>E39</b>	577 400 078 <b>E44</b>	574 012 068 <b>E11</b>	570 409 064 <b>E13</b>		096AGM 096
<b>PRIMERA Hatchback (P12)</b>	01/02 →						
1.6 (78 kW) / 1.8 (85 kW) / 2.0 (103 kW) / 2.5 (125 kW)			563 400 061 <b>D15</b>	560 408 054 <b>D24</b>			027
1.9 dCi (85 kW) / 2.2 Di (93 kW) / 2.2 dCi (102 kW) *		570 901 076 <b>E39</b>	577 400 078 <b>E44</b>	574 012 068 <b>E11</b>			096AGM 096
<b>PRIMERA (P12)</b>	01/02 →						
1.6 (78 kW) / 1.8 (85 kW) / 2.0 (103 kW) / 2.5 (125 kW)			563 400 061 <b>D15</b>	560 408 054 <b>D24</b>			027
1.9 dCi (85 kW) / 2.2 Di (93 kW) / 2.2 dCi (102 kW) *		570 901 076 <b>E39</b>	577 400 078 <b>E44</b>	574 012 068 <b>E11</b>			096AGM 096
<b>PRIMERA Estate (WP12)</b>	01/02 →						
1.6 Visia (80 kW) / 1.8 (85 kW) / 2.0 (103 kW) / 2.5 (125 kW)			563 400 061 <b>D15</b>	560 408 054 <b>D24</b>			027
1.9 dCi (85 kW) / 2.2 Di (93 kW) / 2.2 dCi (102 kW) *		570 901 076 <b>E39</b>	577 400 078 <b>E44</b>	574 012 068 <b>E11</b>			096AGM 096
<b>QASHQAI (J10, JJ10)</b>	02/07 →						
1.6 (84 kW)			554 400 053 <b>C30</b>	552 400 047 <b>C22</b>			012
2.0 (103 kW) / 2.0 All-wheel Drive (103 kW)			563 400 061 <b>D15</b>	560 408 054 <b>D24</b>			027
1.5 dCi (76 kW) *		570 901 076 <b>E39</b>	577 400 078 <b>E44</b>	574 012 068 <b>E11</b>			096AGM 096
1.5 dCi (78 kW) / 2.0 dCi (110 kW) / 2.0 dCi All-wheel Drive (110 kW) *		570 901 076 <b>E39</b>	577 400 078 <b>E44</b>	574 012 068 <b>E11</b>			096AGM 096
<b>SERENA (C23M)</b>	07/92 →						
1.6 16V (71 kW) / 2.0 16V (93 kW)				560 411 054 <b>D48</b>			014
1.6 (75 kW) / 2.4 (93 kW)				560 411 054 <b>D48</b>			014
2.0 D (49 kW) / 2.3 D (55 kW)				595 405 083 <b>G8</b>			334

FORD  
VW  
▲  
\*





Adapter/Adattatore/Adaptateur/Adaptador/Адаптер  
Adapter/Adattatore/Adaptateur/Adaptador/Адаптер  
For cars with Start/Stop (Must replace AGM with AGM, EFB with EFB)  
Please check as 2 different size batteries can be fitted depending on electrical options

**VARTA**  
BY JOHNSON CONTROLS

		<b>Start Stop Plus / Start Stop</b> ... B51 2 / B60 2	<b>SILVER dynamic</b> ... 316 2	<b>BLUE dynamic</b> ... 313 2	<b>BLACK dynamic</b> ... 312 2		<b>UK</b>
---	---	--	------------------------------------	----------------------------------	-----------------------------------	---	-----------

NISSAN							
<b>SILVIA (S12)</b>	01/84 - 09/88						
2.0 GP (107 kW)					560 411 054	D48	014
<b>SKYLINE</b>	08/81 - 07/84						
1.8 (65 kW) / 2.0 (80 kW) / 2.0 D (44 kW)					570 413 063	E24	069
2.8 D (60 kW)					595 404 083	G7	335
<b>SKYLINE Estate</b>	08/81 - 07/84						
2.0 (80 kW)					570 413 063	E24	069
2.0 D (44 kW) / 2.8 D (60 kW)					595 404 083	G7	335
<b>SKYLINE (R32)</b>	03/89 - 06/93						
1.8 (67 kW) / 2.0 (92/114 kW) / 2.0 4x4 (114 kW) / 2.0 Turbo (158 kW) / 2.0 Turbo 4x4 (158 kW) / 2.5 (132 kW)					570 413 063	E24	069
<b>SKYLINE Coupe (R32)</b>	03/89 - 06/93						
2.0 (114 kW) / 2.0 4x4 (114 kW) / 2.0 Turbo (158 kW) / 2.0 Turbo 4x4 (158 kW) / 2.6 Twin Turbo 4x4 (206 kW)					570 413 063	E24	069
<b>SKYLINE (R33)</b>	07/93 - 12/98						
2.0 (96 kW) / 2.5 (140 kW) / 2.5 4x4 (140 kW)					570 413 063	E24	069
<b>SKYLINE Coupe (R33)</b>	07/93 - 07/00						
2.0 (96 kW) / 2.5 (140/184 kW) / 2.5 4x4 (140 kW) / 2.6 Twin Turbo 4x4 (206 kW)					570 413 063	E24	069
<b>SKYLINE (R34)</b>	01/98 - 12/00						
2.0 (114 kW) / 2.5 (147 kW) / 2.5 4x4 (147 kW)					570 413 063	E24	069
<b>SKYLINE Coupe (R34)</b>	01/98 - 12/00						
2.0 (114 kW) / 2.5 (147 kW) / 2.5 4x4 (147 kW)					570 413 063	E24	069
<b>SKYLINE Coupe</b>	08/03 →						
3.5 4x4 (206 kW)					570 413 063	E24	069
<b>STANZA Hatchback (T11)</b>	08/81 - 12/85						
1.6 (60 kW) / 1.8 (65/66 kW)					560 411 054	D48	014
<b>STANZA (T11)</b>	08/81 - 12/85						
1.6 (60 kW) / 1.8 SGL (66 kW)					560 411 054	D48	014
<b>SUNNY I (B11)</b>	03/82 - 08/90						
1.3 (44 kW) / 1.5 (51/55 kW) / 1.6 SLX 4x4 (62 kW) / 1.6 4x4 (66 kW) / 1.8 (78 kW)					545 157 033	B33	155
1.7 D (40 kW)					595 404 083	G7	335
<b>SUNNY I Traveller (B11)</b>	03/82 - 08/90						
1.3 (44 kW) / 1.5 (55 kW)					545 157 033	B33	155
1.7 D (40 kW)					595 404 083	G7	335
<b>SUNNY I Coupe (B11)</b>	03/82 - 08/90						
1.3 (44 kW) / 1.5 (55 kW) / 1.8 (78 kW)					545 157 033	B33	155
<b>SUNNY II Hatchback (N13)</b>	06/86 - 10/90						
1.0 (37 kW)					545 157 033	B33	155
1.3 (44 kW) / 1.4 LX (55 kW) / 1.4 (60 kW) / 1.5 (52 kW) / 1.6 i (54 kW) / 1.6 (62/88 kW) / 1.6 i 12V (66 kW) / 1.6 GTI 16V (81 kW) / 1.6 4x4 (66 kW) / 1.8 GTI 16V (92 kW)					560 410 054	D47	005
1.7 D (40 kW)					595 404 083	G7	335
<b>SUNNY II (N13)</b>	06/86 - 10/90						
1.3 (44 kW) / 1.4 LX (55 kW) / 1.4 (60 kW) / 1.5 (52 kW) / 1.6 i (54 kW) / 1.6 i 4x4 (54 kW) / 1.6 (62/88 kW) / 1.6 i 12V (66 kW) / 1.6 GTI 16V (81 kW) / 1.6 4x4 (66 kW)					560 410 054	D47	005
1.7 D (40 kW)					595 404 083	G7	335
<b>SUNNY II Traveller (B12)</b>	01/86 - 08/90						
1.5 (52 kW) / 1.6 i (54 kW) / 1.6 i 4x4 (54 kW) / 1.6 (62 kW) / 1.6 i 12V 4x4 (66 kW) / 1.6 i 12V (66 kW)					560 410 054	D47	005
1.7 D (40 kW)					595 404 083	G7	335

FORD  
VW  
\* Adapter/Adattatore/Adaptateur/Adaptador/Адаптер  
Adapter/Adattatore/Adaptateur/Adaptador/Адаптер  
For cars with Start/Stop (Must replace AGM with AGM, EFB with EFB)  
Please check as 2 different size batteries can be fitted depending on electrical options


 		<b>Start Stop Plus / Start Stop</b> ... B51 2 / B60 2	<b>SILVER dynamic</b> ... 316 2	<b>BLUE dynamic</b> ... 313 2	<b>BLACK dynamic</b> ... 312 2		<b>UK</b>
<b>NISSAN</b>							
<b>SUNNY II Coupe (B12)</b>	06/86 - 06/91						
1.5 (52 kW) / 1.6 i (54 kW) / 1.6 (62 kW) / 1.6 i 12V (66 kW) / 1.6 SGX (70 kW) / 1.6 GTI 16V (81 kW) / 1.8 GTI 16V (92 kW)				560 410 054	D47		005
<b>SUNNY III Liftback (N14)</b>	10/90 - 10/95						
1.4 i (55 kW) / 1.4 (60 kW) / 1.4 i 16V (64 kW) / 1.6 i (66 kW) / 1.6 i 16V (75 kW) / 2.0 i 16V (105 kW) / 1.6 SR 4x4 (66 kW)				560 410 054	D47		005
2.0 D (55 kW)				595 404 083	G7		335
<b>SUNNY III Hatchback (N14)</b>	10/90 - 07/95						
1.4 i (55 kW) / 1.4 (60 kW) / 1.4 i 16V (64 kW) / 1.5 (51 kW) / 1.6 i (66 kW) / 1.6 i 16V (75 kW) / 1.6 i 16V 4x4 (75 kW) / 2.0 GTI 16V (105 kW) / 2.0 GTI-R 4x4 (162 kW) / 1.6 SR 4x4 (66 kW)				560 410 054	D47		005
2.0 D (55 kW)				595 404 083	G7		335
<b>SUNNY III (N14)</b>	05/90 - 12/95						
1.4 i (55 kW) / 1.4 (60 kW) / 1.4 i 16V (64 kW) / 1.6 i (66 kW) / 1.6 i 16V 4WD (66 kW) / 1.6 i 16V (75 kW) / 1.6 4x4 (75 kW) / 1.6 SR 4x4 (66 kW)				560 410 054	D47		005
1.6 (82 kW) / 1.8 (78 kW) / 2.0 (104 kW)				560 410 054	D47		005
2.0 D (55 kW)				595 404 083	G7		335
<b>SUNNY III Traveller (Y10)</b>	11/90 - 03/00						
1.6 i (66 kW) / 1.6 16V 4x4 (66 kW) / 1.6 i 16V 4x4 (75 kW)				560 410 054	D47		005
2.0 D (55 kW)				595 404 083	G7		335
<b>SUNNY Box (Y10)</b>	11/90 - 03/00						
1.6 i 16V (66 kW) / 1.6 L (75 kW)				560 410 054	D47		005
1.7 D (40 kW)				595 404 083	G7		335
<b>TIIDA Hatchback (C11X)</b>	09/07 →						
1.6 (81 kW) / 1.8 (93 kW) / 1.5 dCi (78 kW)		563 400 061	D15	560 408 054	D24		027
<b>TIIDA Saloon (SC11X)</b>	09/07 →						
1.6 (81 kW) / 1.8 (93 kW) / 1.5 dCi (78 kW)		563 400 061	D15	560 408 054	D24		027
<b>TERRANO I (WD21)</b>	07/86 - 02/96						
2.4 (74 kW) *				570 413 063	E24		069
				595 405 083	G8		334
2.4 i 4WD (76 kW) *				570 413 063	E24		069
				595 405 083	G8		334
				560 410 054	D47		005
3.0 All-wheel Drive (95 kW)				595 405 083	G8		334
3.0 i 4WD (109 kW)				595 405 083	G8		334
2.7 TD 4WD (73 kW) *				570 413 063	E24		069
				595 405 083	G8		334
				570 412 063	E23		068
<b>TERRANO II (R20)</b>	10/92 →						
2.4 4WD (85 kW) / 2.4 i 12V 4WD (91 kW)		563 401 061	D39	560 127 054	D43		077
2.7 TD 4WD (74 kW) *				570 413 063	E24		069
				570 412 063	E23		068
2.7 TDi 4WD (92 kW)				595 405 083	G8		334
3.0 Di 4WD (113 kW)		563 400 061	D15	560 408 054	D24		027
<b>X-TRAIL (T30)</b>	06/01 →						
2.0 (103 kW) / 2.5 4x4 (121 kW)				560 410 054	D47		005
2.0 4x4 (103 kW) / 2.0 (110 kW) / 2.5 4x4 (132 kW) *		570 901 076	E39				096AGM 096
		577 400 078	E44	574 012 068	E11		096AGM 096
2.0 4x4 (110 kW) *		570 901 076	E39				096AGM 096
		577 400 078	E44	574 012 068	E11		096AGM 096
2.2 DCi FWD (84 kW)				570 412 063	E23		068
2.2 DCi (84 kW)				595 404 083	G7		335
2.2 Di 4x4 (84 kW) / 2.2 dCi 4x4 (100 kW)				570 412 063	E23		068
2.2 dCi (100 kW)				595 404 083	G7		335
<b>X-TRAIL (T31)</b>	06/07 →						
2.0 FWD (104 kW) / 2.0 (103 kW)				560 410 054	D47		005




FORD  
VW  
\*  
▲

Adapter/Adattatore/Adaptateur/Adaptador/Адаптер  
Adapter/Adattatore/Adaptateur/Adaptador/Адаптер  
For cars with Start/Stop (Must replace AGM with AGM, EFB with EFB)  
Please check as 2 different size batteries can be fitted depending on electrical options

**VARTA**  
BY JOHNSON CONTROLS

		<b>Start Stop Plus / Start Stop</b> ... B51 2 / B60 2	<b>SILVER dynamic</b> ... 316 2	<b>BLUE dynamic</b> ... 313 2	<b>BLACK dynamic</b> ... 312 2		<b>UK</b>	
<b>NISSAN</b>								
<b>X-TRAIL (T31)</b>	06/07 →							
2.0 (104 kW) / 2.5 (124 kW)				560 410 054	D47		005	
2.0 dCi (110 kW)				570 412 063	E23		068	
<b>INTERSTAR Bus (X70)</b>	07/02 →							
dCi 80 (60 kW) / dCi 90 (66 kW) / dCi 100 (73/74 kW) / dCi 120 (84/88 kW) / dCi 140 (100 kW) / dCi 150 (107 kW) *		595 901 085	G14	600 402 083	H3	595 402 080	G3	019AGM 019
<b>INTERSTAR Box (X70)</b>	07/02 →							
dCi 80 (60 kW) / dCi 90 (66 kW) / dCi 100 (73/74 kW) / dCi 120 (84/88 kW) / dCi 150 (107 kW) / dCi 140 (100 kW) *		595 901 085	G14	600 402 083	H3	595 402 080	G3	019AGM 019
<b>INTERSTAR Flatbed / Chassis</b>	08/03 →							
dCi 100 (73 kW) / dCi 120 (84/88 kW) / dCi 150 (107 kW) / dCi 140 (100 kW) *		570 901 076	E39	577 400 078	E44	574 012 068	E11	096AGM 096
<b>PRIMASTAR Bus (X83)</b>	09/02 →							
2.0 (88 kW) / dCi 80 (60 kW) / dCi 100 (74 kW) / dCi 140 (99 kW)				585 200 080	F18	580 406 074	F17	110
dCi 90 (66 kW) / dCi 120 (84 kW) / dCi 150 (107 kW) *		570 901 076	E39	585 200 080	F18	580 406 074	F17	096AGM 110
				577 400 078	E44	574 012 068	E11	096
<b>PRIMASTAR Box (X83)</b>	09/02 →							
2.0 (88 kW) / dCi 80 (60 kW) / dCi 100 (74 kW) / dCi 140 (99 kW)				585 200 080	F18	580 406 074	F17	110
dCi 90 (66 kW) / dCi 120 (84 kW) / dCi 150 (107 kW) *		570 901 076	E39	585 200 080	F18	580 406 074	F17	096AGM 110
				577 400 078	E44	574 012 068	E11	096
<b>TRADE Flatbed / Chassis</b>	11/86 - 06/94							
2.8 D (59 kW)				595 404 083	G7			335
<b>TRADE Box</b>	06/96 - 10/01							
3.0 TDiC (78 kW)				595 404 083	G7			335
<b>URVAN Bus (E23)</b>	07/80 - 11/88							
2.0 (64 kW)				560 411 054	D48			014
2.3 D (51 kW)				570 413 063	E24			069
<b>URVAN Box (E23)</b>	07/80 - 05/87							
1.8 (59 kW) / 2.0 (55 kW)				560 411 054	D48			014
2.2 D (47 kW) / 2.3 D (50 kW)				570 413 063	E24			069
<b>URVAN Bus (E24)</b>	06/86 - 05/97							
2.4 i (74 kW)				560 410 054	D47			005
2.5 D (59 kW)				595 404 083	G7			335
<b>URVAN Box (E24)</b>	06/86 - 05/97							
2.0 (64 kW)	06/94-			560 410 054	D47			005
2.4 (72 kW)				560 410 054	D47			005
2.3 D (51 kW) / 2.5 D (59 kW)				595 404 083	G7			335
<b>URVAN Bus (V2_)</b>	10/95 →							
3.0 (120 kW) / 2.7 TD (92 kW) / 3.2 D (74 kW)				595 405 083	G8			334
<b>URVAN Box</b>	10/00 →							
2.0 (88 kW) / 2.4 (103 kW)				560 411 054	D48			014
3.0 D (77 kW)				595 405 083	G8			334
<b>VANETTE Bus (KC120)</b>	06/81 - 12/87							
1.5 (51 kW)				560 411 054	D48			014
<b>VANETTE Bus (C22)</b>	10/86 - 12/95							
1.5 (51 kW) / 2.0 (66 kW) / 2.4 i (74/77 kW)				560 411 054	D48			014
2.0 D (47 kW)				570 413 063	E24			069
<b>VANETTE Box (C22)</b>	10/86 - 01/95							
1.5 (51 kW)				560 411 054	D48			014
2.0 D (49 kW)				570 413 063	E24			069
<b>VANETTE CARGO Bus (HC 23)</b>	09/94 →							
1.6 i (72 kW)				560 411 054	D48			014
2.0 D (49 kW) / 2.3 D (55 kW)				570 413 063	E24			069
<b>VANETTE CARGO Box (HC 23)</b>	09/94 →							
1.6 i (71 kW)				560 411 054	D48			014

FORD  
  
 Adapter/Adattatore/Adaptateur/Adaptador/Адаптер  
 Adapter/Adattatore/Adaptateur/Adaptador/Адаптер  
 For cars with Start/Stop (Must replace AGM with AGM, EFB with EFB)  
 \* Please check as 2 different size batteries can be fitted depending on electrical options





		<b>Start Stop Plus / Start Stop</b> ... B51 2 / B60 2	<b>SILVER dynamic</b> ... 316 2	<b>BLUE dynamic</b> ... 313 2	<b>BLACK dynamic</b> ... 312 2		<b>UK</b>		
<b>NISSAN</b>									
<b>VANETTE CARGO Box (HC 23)</b>	09/94 →								
2.0 D (49 kW) / 2.3 D (55 kW)				570 413 063	E24		069		
<b>CABSTAR Flatbed / Chassis (F22)</b>	01/82 - 09/93								
2.0 (66 kW)				595 404 083	G7		335		
<b>CABSTAR Flatbed / Chassis (F23)</b>	07/92 - 05/94								
2.0 (66 kW)				595 404 083	G7		335		
<b>CABSTAR Pickup</b>	07/92 - 05/94								
2.0 (66 kW)				595 404 083	G7		335		
<b>OPEL</b>									
<b>AGILA (H00)</b>	09/00 →								
1.0 12V (43 kW) / 1.0 (44 kW) / 1.2 16V (55 kW) / 1.2 16V Twinport (59 kW)			552 401 052	C6	544 402 044	B18	063		
1.3 CDTI (51 kW)			561 400 060	D21	560 409 054	D59	075		
<b>AGILA</b>	09/07 →								
1.0 (48 kW) / 1.2 (63 kW)			552 401 052	C6	544 402 044	B18	063		
1.3 CDTI (55 kW)			561 400 060	D21	560 409 054	D59	075		
<b>ASCONA B (81_, 86_, 87_, 88_)</b>	09/75 - 08/81								
1.3 N (44 kW) / 1.3 S (55 kW) / 1.6 N (44 kW) / 1.6 S (55 kW)			552 401 052	C6	544 402 044	B18	541 400 036	A17	063
1.9 N (55 kW) / 1.9 S (66 kW) / 2.0 N (66 kW) / 2.0 S (74 kW) / 2.0 E (81 kW) / 2.4 400 (106 kW) *			561 400 060	D21	544 402 044	B18	541 400 036	A17	075 063
2.0 D (43 kW) *			561 400 060	D21	560 409 054	D59			075
					544 402 044	B18			063
<b>ASCONA C Hatchback (84_, 89_)</b>	09/81 - 08/88								
1.3 N (44 kW) / 1.3 S (55 kW) / 1.6 (55/60 kW) / 1.6 i (55 kW) / 1.6 i CAT (55 kW) / 1.6 S (66 kW) / 1.8 (62 kW) / 1.8 E (74 kW) / 1.8 i (85 kW) / 2.0 i (85 kW) / 2.0 i CAT (85 kW) / 2.0 i GT (95 kW) *			561 400 060	D21	560 409 054	D59	541 400 036	A17	075 063
1.6 D (40 kW) *			561 400 060	D21	560 409 054	D59			075
			574 402 075	E38	572 409 068	E43	570 144 064	E9	100
<b>ASCONA C (81_, 86_, 87_, 88_)</b>	09/81 - 10/88								
1.3 N (44 kW) / 1.3 S (55 kW) / 1.6 (55/60 kW) / 1.6 i (55 kW) / 1.6 i CAT (55 kW) / 1.6 S (66 kW) / 1.8 (62 kW) / 1.8 E (74 kW) / 1.8 i (85 kW) / 2.0 i (74/85 kW) / 2.0 i CAT (85 kW) / 2.0 i GT (95 kW) *			561 400 060	D21	560 409 054	D59	541 400 036	A17	075 063
1.6 D (40 kW) *			552 401 052	C6	544 402 044	B18			
			574 402 075	E38	560 409 054	D59	570 144 064	E9	075 100
					572 409 068	E43			
<b>ASTRA F Hatchback (53_, 54_, 58_, 59_)</b>	09/91 - 01/98								
1.4 i (44 kW) / 1.4 (55/60 kW) / 1.4 Si (60 kW) / 1.4 i 16V (66 kW) / 1.6 i (52/55 kW) / 1.6 (55 kW) / 1.6 Si (74 kW) / 1.6 i 16V (74 kW) / 1.8 i (66 kW) / 1.8 i 16V (85/92 kW) / 1.8 (85 kW) / 2.0 i (85 kW) / 2.0 i 16V (100 kW) / 2.0 GSI 16V (110 kW) *			561 400 060	D21	560 409 054	D59	541 400 036	A17	075 063
1.7 D (42 kW) / 1.7 TD (50 kW) / 1.7 TDS (60 kW) *			563 401 061	D39	560 409 054	D59			075 077
			574 402 075	E38	572 409 068	E43	570 144 064	E9	100
<b>ASTRA F (56_, 57_)</b>	09/91 - 09/98								
1.4 i (44 kW) / 1.4 (55/60 kW) / 1.4 Si (60 kW) / 1.4 i 16V (66 kW) / 1.6 i (52/55 kW) / 1.6 (55 kW) / 1.6 Si (74 kW) / 1.6 i 16V (74 kW) / 1.8 i (66 kW) / 1.8 i 16V (85/92 kW) / 2.0 i (85 kW) / 2.0 i 16V (100 kW) *			561 400 060	D21	560 409 054	D59	541 400 036	A17	075 063
1.7 D (42 kW) / 1.7 TD (50 kW) / 1.7 TDS (60 kW) *			552 401 052	C6	544 402 044	B18			
			561 400 060	D21	560 409 054	D59	570 144 064	E9	075 100
			574 402 075	E38	572 409 068	E43			

FORD  
VW  
▲  
\*


Adapter/Adattatore/Adaptateur/Adaptador/Адаптер  
Adapter/Adattatore/Adaptateur/Adaptador/Адаптер  
For cars with Start/Stop (Must replace AGM with AGM, EFB with EFB)  
Please check as 2 different size batteries can be fitted depending on electrical options




**VARTA**  
BY JOHNSON CONTROLS



			<b>Start Stop Plus / Start Stop</b> ... B51 2 / B60 2	<b>SILVER dynamic</b> ... 316 2	<b>BLUE dynamic</b> ... 313 2	<b>BLACK dynamic</b> ... 312 2		<b>UK</b>
---	---	---	--	------------------------------------	----------------------------------	-----------------------------------	---	-----------

OPEL								
<b>ASTRA F Estate (51_, 52_)</b>	09/91 - 01/98							
1.4 i (44 kW) / 1.4 (55/60 kW) / 1.4 Si (60 kW) / 1.4 i 16V (66 kW) / 1.6 i (52/55 kW) / 1.6 (55 kW) / 1.6 Si (74 kW) / 1.6 i 16V (74 kW) / 1.8 i (66 kW) / 1.8 i 16V (85/92 kW) / 2.0 i (85 kW) / 2.0 i 16V (100/110 kW) / 1.8 (85 kW) *			561 400 060 <b>D21</b> 552 401 052 <b>C6</b>	560 409 054 <b>D59</b> 544 402 044 <b>B18</b>	541 400 036 <b>A17</b>			075 063
1.7 D (50 kW) / 1.7 TD (50 kW) / 1.7 TDS (60 kW) *			561 400 060 <b>D21</b> 574 402 075 <b>E38</b>	560 409 054 <b>D59</b> 572 409 068 <b>E43</b>	570 144 064 <b>E9</b>			075 100
<b>ASTRA F Convertible (53_B)</b>	03/93 - 03/01							
1.4 Si (60 kW) / 1.4 i 16V (66 kW) / 1.6 i (52/55 kW) / 1.8 i 16V (85 kW) / 2.0 i (85 kW) *			561 400 060 <b>D21</b> 552 401 052 <b>C6</b>	560 409 054 <b>D59</b> 544 402 044 <b>B18</b>	541 400 036 <b>A17</b>			075 063
<b>ASTRA F Van (55_)</b>	10/91 - 01/99							
1.4 i (44 kW) / 1.6 i (55/52 kW) *			561 400 060 <b>D21</b> 552 401 052 <b>C6</b>	560 409 054 <b>D59</b> 544 402 044 <b>B18</b>	541 400 036 <b>A17</b>			075 063
1.7 D (42 kW) / 1.7 TD (50 kW) *			561 400 060 <b>D21</b> 574 402 075 <b>E38</b>	560 409 054 <b>D59</b> 572 409 068 <b>E43</b>	570 144 064 <b>E9</b>			075 100
<b>ASTRA F CLASSIC Hatchback</b>	01/98 - 08/02							
1.2 i (48 kW) / 1.4 i (44/66 kW) / 1.6 i (55 kW) / 1.6 i 16V (74 kW) / 1.8 i (85 kW) / 2.0 i (100/118 kW) *			561 400 060 <b>D21</b> 552 401 052 <b>C6</b>	560 409 054 <b>D59</b> 544 402 044 <b>B18</b>	541 400 036 <b>A17</b>			075 063
1.7 TD (50 kW) / 2.0 Di (60 kW) / 2.0 DTi (74 kW)			574 402 075 <b>E38</b>	572 409 068 <b>E43</b>	570 144 064 <b>E9</b>			100
<b>ASTRA F CLASSIC Saloon</b>	01/98 - 08/02							
1.4 i (44 kW) / 1.6 i (55 kW) / 1.6 i 16V (74 kW) *			561 400 060 <b>D21</b> 552 401 052 <b>C6</b>	560 409 054 <b>D59</b> 544 402 044 <b>B18</b>	541 400 036 <b>A17</b>			075 063
<b>ASTRA F CLASSIC Estate</b>	01/98 - 01/05							
1.4 Comfort (66 kW) / 1.4 i (44 kW) / 1.6 i (55 kW) / 1.6 i 16V (74 kW) / 1.8 (81 kW) *			561 400 060 <b>D21</b> 552 401 052 <b>C6</b>	560 409 054 <b>D59</b> 544 402 044 <b>B18</b>				075 063
<b>ASTRA G Hatchback (F48_, F08_)</b>	02/98 - 01/05							
1.0 (44 kW) / 1.2 16V (48/55 kW) / 1.4 (66 kW) / 1.4 16V (66 kW) / 1.6 (55/62/70/76 kW) / 1.6 16V (74 kW) *			561 400 060 <b>D21</b> 552 401 052 <b>C6</b>	560 409 054 <b>D59</b> 544 402 044 <b>B18</b>				075 063
1.8 (81 kW) / 1.8 16V (85/92 kW) / 2.0 16V (100 kW) / 2.0 16V OPC (118 kW) / 2.0 OPC (141/147 kW) *			561 400 060 <b>D21</b> 574 402 075 <b>E38</b>	560 409 054 <b>D59</b> 572 409 068 <b>E43</b>				075 100
2.2 16V (108 kW) / 1.7 DTI 16V (55 kW) / 1.7 CDTI (59 kW) / 1.7 TD (50 kW) / 2.0 DI (60 kW) / 2.0 DTI 16V (74 kW) / 2.2 DTI (92 kW)			574 402 075 <b>E38</b>	572 409 068 <b>E43</b>				100
<b>ASTRA G Saloon (F69_)</b>	09/98 - 01/05							
1.2 16V (48 kW) / 1.4 (66 kW) / 1.4 16V (66 kW) / 1.6 (55/62/76 kW) / 1.6 16V (74 kW) *			561 400 060 <b>D21</b>	560 409 054 <b>D59</b> 544 402 044 <b>B18</b>	541 400 036 <b>A17</b>			075 063
1.8 (81 kW) / 1.8 16V (85/92 kW) / 2.0 16V (100 kW) *			561 400 060 <b>D21</b> 574 402 075 <b>E38</b>	560 409 054 <b>D59</b> 572 409 068 <b>E43</b>				075 100
2.2 16V (108 kW) / 1.7 DTI 16V (55 kW) / 1.7 CDTI (59 kW) / 1.7 TD (50 kW) / 2.0 DI (60 kW) / 2.0 DTI 16V (74 kW) / 2.2 DTI (92 kW)			574 402 075 <b>E38</b>	572 409 068 <b>E43</b>				100
<b>ASTRA G Estate (F35_)</b>	02/98 - 07/04							
1.2 16V (48 kW) / 1.4 (66 kW) / 1.4 16V (66 kW) / 1.6 (55/62/76 kW) / 1.6 CNG (71 kW) / 1.6 16V (74 kW) *			561 400 060 <b>D21</b>	560 409 054 <b>D59</b> 544 402 044 <b>B18</b>	541 400 036 <b>A17</b>			075 063
1.8 16V (85 kW) / 2.0 16V (100 kW) / 1.8 (81 kW) / 2.0 OPC (141/147 kW) *			561 400 060 <b>D21</b> 574 402 075 <b>E38</b>	560 409 054 <b>D59</b> 572 409 068 <b>E43</b>	570 144 064 <b>E9</b> 553 400 047 <b>C10</b>			075 100 065
2.2 16V (108 kW) / 1.7 DTI 16V (55 kW) / 1.7 CDTI (59 kW) / 1.7 TD (50 kW) / 2.0 DI (60 kW) / 2.0 DTI 16V (74 kW) / 2.2 DTI (92 kW)			574 402 075 <b>E38</b>	572 409 068 <b>E43</b>				100
<b>ASTRA G Coupe (F07_)</b>	03/00 - 05/05							
1.6 16V (76 kW) *			561 400 060 <b>D21</b> 552 401 052 <b>C6</b>	560 409 054 <b>D59</b> 544 402 044 <b>B18</b>				075 063





FORD Adapter/Adattatore/Adaptateur/Adaptador/Адаптер  
 VW Adapter/Adattatore/Adaptateur/Adaptador/Адаптер  
 For cars with Start/Stop (Must replace AGM with AGM, EFB with EFB)  
 \* Please check as 2 different size batteries can be fitted depending on electrical options




		<b>Start Stop Plus / Start Stop</b> ... B51 2 / B60 2	<b>SILVER dynamic</b> ... 316 2	<b>BLUE dynamic</b> ... 313 2	<b>BLACK dynamic</b> ... 312 2		<b>UK</b>
<b>OPEL</b>							
<b>ASTRA G Coupe (F07_)</b>	03/00 - 05/05						
1.8 16V (85 kW) / 2.0 16V Turbo (140/141/147 kW) *			561 400 060 <i>D21</i> 574 402 075 <i>E38</i>	560 409 054 <i>D59</i> 572 409 068 <i>E43</i>			075 100
2.2 16V (108 kW) / 2.2 DTI (92 kW)			574 402 075 <i>E38</i>	572 409 068 <i>E43</i>			100
<b>ASTRA G Convertible</b>	03/01 - 10/05						
1.6 16V (74 kW) *			561 400 060 <i>D21</i>	544 402 044 <i>B18</i>			075 063
1.6 (76 kW) *			561 400 060 <i>D21</i> 552 401 052 <i>C6</i>	560 409 054 <i>D59</i> 544 402 044 <i>B18</i>			075 063
1.8 16V (92 kW) / 2.0 OPC (141 kW) / 2.0 16V Turbo (147 kW) *			561 400 060 <i>D21</i> 574 402 075 <i>E38</i>	560 409 054 <i>D59</i> 572 409 068 <i>E43</i>			075 100
2.2 16V (108 kW) / 2.2 DTI (92 kW)			574 402 075 <i>E38</i>	572 409 068 <i>E43</i>			100
<b>ASTRA G Box (F70)</b>	01/99 - 04/05						
1.6 (55 kW) *			561 400 060 <i>D21</i>	560 409 054 <i>D59</i> 544 402 044 <i>B18</i>	541 400 036 <i>A17</i>		075 063
1.7 TD (50 kW) / 2.0 DI (60 kW)			574 402 075 <i>E38</i>	572 409 068 <i>E43</i>	570 144 064 <i>E9</i>		100
<b>ASTRA H</b>	03/04 →						
1.2 (48 kW) / 1.4 (59/66 kW) / 1.6 (77/85 kW) / 1.8 (92 kW) *			561 400 060 <i>D21</i> 552 401 052 <i>C6</i>	560 409 054 <i>D59</i> 544 402 044 <i>B18</i>			075 063
1.6 CNG (69 kW) *				560 409 054 <i>D59</i>			075 063
1.6 Turbo (132 kW) / 2.0 Turbo (125/147/177 kW) / 1.3 CDTi (66 kW) / 1.7 CDTi (59/74/81/92 kW) / 1.9 CDTi (74/88/110 kW) / 1.9 CDTi 16V (88 kW) *			561 400 060 <i>D21</i> 574 402 075 <i>E38</i>	560 409 054 <i>D59</i> 572 409 068 <i>E43</i>			075 100
<b>ASTRA H Saloon</b>	02/07 →						
1.6 (85 kW) / 1.8 (103 kW) *			561 400 060 <i>D21</i>	544 402 044 <i>B18</i>			075 063
1.3 CDTi (66 kW) *			574 402 075 <i>E38</i>	560 409 054 <i>D59</i>			075 100
1.7 CDTi (74 kW)			574 402 075 <i>E38</i>	572 409 068 <i>E43</i>			100
<b>ASTRA H GTC</b>	03/05 →						
1.2 (48 kW) / 1.4 (66 kW) / 1.6 (77/85 kW) / 1.8 (92 kW) *			561 400 060 <i>D21</i>	560 409 054 <i>D59</i> 544 402 044 <i>B18</i>			075 063
1.6 CNG (69 kW) *			561 400 060 <i>D21</i>	544 402 044 <i>B18</i>			075 063
1.6 Turbo (132 kW) *			561 400 060 <i>D21</i> 563 401 061 <i>D39</i>	560 409 054 <i>D59</i>		VW	075 077
2.0 Turbo (125 kW) / 1.3 CDTi (66 kW) *			574 402 075 <i>E38</i>	560 409 054 <i>D59</i>			075 100
1.7 CDTi (59 kW)			574 402 075 <i>E38</i>	572 409 068 <i>E43</i>			100
1.7 CDTi (74 kW) / 1.7 CDTi (81/92 kW) / 1.9 CDTi (74 kW) / 1.9 CDTi 16V (88 kW) / 1.9 CDTi (110 kW) *			574 402 075 <i>E38</i>	560 409 054 <i>D59</i> 572 409 068 <i>E43</i>			075 100
<b>ASTRA H Estate</b>	08/04 →						
1.4 (66 kW) / 1.6 (77/85 kW) / 1.8 (92/103 kW) *			563 400 061 <i>D15</i> 561 400 060 <i>D21</i>	560 409 054 <i>D59</i> 544 402 044 <i>B18</i>			027 075 063
1.6 CNG (69 kW) *			561 400 060 <i>D21</i>	544 402 044 <i>B18</i>			075 063
1.6 Turbo (132 kW) / 2.0 Turbo (125/147 kW) / 1.3 CDTi (66 kW) / 1.7 CDTi (59/74/81 kW) / 1.9 CDTi (74/88/110 kW) / 1.9 CDTi 16V (88 kW) / 1.9 CDTi (103 kW) *			561 400 060 <i>D21</i> 574 402 075 <i>E38</i>	560 409 054 <i>D59</i> 572 409 068 <i>E43</i>			075 100
1.7 CDTi (92 kW) *			561 400 060 <i>D21</i> 574 402 075 <i>E38</i>	560 409 054 <i>D59</i> 572 409 068 <i>E43</i>			075 100
<b>ASTRA H TwinTop</b>	09/05 →						
1.6 (77 kW) / 1.8 (92/103 kW) *			561 400 060 <i>D21</i> 552 401 052 <i>C6</i>	560 409 054 <i>D59</i> 544 402 044 <i>B18</i>			075 063
1.6 Turbo (132 kW) / 2.0 Turbo (125/147 kW) / 1.9 CDTi (110 kW) *			561 400 060 <i>D21</i> 574 402 075 <i>E38</i>	560 409 054 <i>D59</i> 572 409 068 <i>E43</i>			075 100

FORD  
VW  
▲  
\*

Adapter/Adattatore/Adaptateur/Adaptador/Адаптер  
Adapter/Adattatore/Adaptateur/Adaptador/Адаптер  
For cars with Start/Stop (Must replace AGM with AGM, EFB with EFB)  
Please check as 2 different size batteries can be fitted depending on electrical options

**VARTA**  
BY JOHNSON CONTROLS




 		<b>Start Stop Plus / Start Stop</b> ... B51 2 / B60 2	<b>SILVER dynamic</b> ... 316 2	<b>BLUE dynamic</b> ... 313 2	<b>BLACK dynamic</b> ... 312 2		<b>UK</b>
<b>OPEL</b>							
<b>ASTRA J</b>	12/09 →						
1.4 ecoFLEX (64 kW) / 1.4 Turbo (103 kW) / 1.6 (85 kW) / 1.6 Turbo (132 kW) / 1.3 CDTI ecoFLEX (70 kW) *			561 400 060 <b>D21</b>	544 402 044 <b>B18</b>			075 063
1.7 CDTI (81 kW) / 2.0 CDTI (118 kW)			574 402 075 <b>E38</b>	572 409 068 <b>E43</b>			100
<b>ANTARA</b>	05/06 →						
2.4 FWD (103 kW)				560 127 054 <b>D43</b>			077
3.2 V6 (167 kW)				574 013 068 <b>E12</b>			086
<b>CALIBRA A (85_)</b>	06/90 - 07/97						
2.0 i (85 kW) / 2.0 i 4x4 (85 kW) / 2.0 i 16V (100/110 kW) / 2.0 i 16V 4x4 (100/110 kW) / 2.0 i Turbo 4x4 (150 kW) / 2.5 i V6 (125 kW) *			561 400 060 <b>D21</b> 574 402 075 <b>E38</b>	560 409 054 <b>D59</b> 572 409 068 <b>E43</b>	570 144 064 <b>E9</b> 553 400 047 <b>C10</b>		075 100 065
<b>CAMPO (TF_)</b>	08/87 →						
2.3 (69 kW) / 2.3 4x4 (69 kW)			574 402 075 <b>E38</b>	572 409 068 <b>E43</b>	570 144 064 <b>E9</b>		100
2.2 D (45 kW) / 2.2 D 4x4 (45 kW) / 2.5 D (56 kW) / 2.5 D 4x4 (56 kW) / 2.5 TD (56 kW) / 2.5 TD 4x4 (56 kW) / 2.5 DTI (74 kW) / 2.5 DTI 4x4 (74 kW) / 3.1 TD (80 kW) *			574 402 075 <b>E38</b>	570 412 063 <b>E23</b> 572 409 068 <b>E43</b>	570 144 064 <b>E9</b>		068 100
3.1 TD 4x4 (80 kW) *				595 405 083 <b>G8</b> 572 409 068 <b>E43</b>			334 100
<b>COMMODORE C (14_, 19_)</b>	08/78 - 12/82						
2.5 S (85 kW) / 2.5 E (96 kW) *			561 400 060 <b>D21</b> 574 402 075 <b>E38</b>	560 409 054 <b>D59</b> 572 409 068 <b>E43</b>	570 144 064 <b>E9</b> 553 400 047 <b>C10</b>		075 100 065
<b>COMMODORE C Estate (61)</b>	12/80 - 12/82						
2.5 S (85 kW) / 2.5 E (96 kW) *			561 400 060 <b>D21</b> 574 402 075 <b>E38</b>	560 409 054 <b>D59</b> 572 409 068 <b>E43</b>	570 144 064 <b>E9</b> 553 400 047 <b>C10</b>		075 100 065
<b>COMBO (71_)</b>	07/94 - 10/01						
1.2 (33 kW) / 1.4 (44/60 kW) / 1.4 16V (66 kW) *			561 400 060 <b>D21</b>	560 409 054 <b>D59</b> 544 402 044 <b>B18</b>	541 400 036 <b>A17</b>		075 063
1.7 D (44 kW) *			561 400 060 <b>D21</b> 574 402 075 <b>E38</b>	560 409 054 <b>D59</b> 572 409 068 <b>E43</b>	570 144 064 <b>E9</b> 553 400 047 <b>C10</b>		075 100 065
<b>COMBO Tour</b>	10/01 →						
1.4 (66 kW) / 1.6 (64/62 kW) / 1.6 16V (69 kW) *			561 400 060 <b>D21</b> 552 401 052 <b>C6</b>	560 409 054 <b>D59</b> 544 402 044 <b>B18</b>			075 063
1.6 CNG (71 kW)			552 401 052 <b>C6</b>	544 402 044 <b>B18</b>			063
1.3 CDTI 16V (51 kW) / 1.7 DI 16V (48 kW) / 1.7 DTI 16V (55 kW) / 1.7 CDTI 16V (74 kW) *			561 400 060 <b>D21</b> 574 402 075 <b>E38</b>	560 409 054 <b>D59</b> 572 409 068 <b>E43</b>			075 100
<b>COMBO Box Body / Estate</b>	10/01 →						
1.4 16V (66 kW) / 1.6 (64 kW) / 1.6 16V (69 kW) *			561 400 060 <b>D21</b> 552 401 052 <b>C6</b>	560 409 054 <b>D59</b> 544 402 044 <b>B18</b>			075 063
1.6 CNG (71 kW)			552 401 052 <b>C6</b>	544 402 044 <b>B18</b>			063
1.3 CDTI 16V (51 kW) / 1.7 DI 16V (48 kW) / 1.7 DTI 16V (55 kW) / 1.7 CDTI 16V (74 kW) *			561 400 060 <b>D21</b> 574 402 075 <b>E38</b>	560 409 054 <b>D59</b> 572 409 068 <b>E43</b>			075 100
<b>CORSA A Hatchback (93_, 94_, 98_, 99_)</b>	09/82 - 03/93						
1.0 (33 kW) / 1.2 (33 kW) / 1.2 i (33 kW) / 1.2 N (38 kW) / 1.2 S (40 kW) / 1.3 (44 kW) / 1.3 i (44 kW) / 1.3 S (51 kW) / 1.3 GL (55 kW) / 1.4 i (40/44 kW) / 1.4 S (53 kW) / 1.4 Si (60 kW) / 1.6 GSI (55/60/72/74 kW) / 1.6 GSI CAT (74 kW) *			561 400 060 <b>D21</b> 552 401 052 <b>C6</b>	560 409 054 <b>D59</b> 544 402 044 <b>B18</b>	541 400 036 <b>A17</b>		075 063
1.5 D (37 kW) / 1.5 TD (49 kW) *			561 400 060 <b>D21</b> 574 402 075 <b>E38</b>	560 409 054 <b>D59</b> 572 409 068 <b>E43</b>	570 144 064 <b>E9</b>		075 100

		<b>Start Stop Plus / Start Stop</b> ... B51 2 / B60 2	<b>SILVER dynamic</b> ... 316 2	<b>BLUE dynamic</b> ... 313 2	<b>BLACK dynamic</b> ... 312 2		<b>UK</b>
<b>OPEL</b>							
<b>CORSA A TR (91_, 92_, 96_, 97_)</b>	09/82 - 03/93						
1.0 (33 kW) / 1.2 N (33 kW) / 1.2 i (33 kW) / 1.2 S (40/43 kW) / 1.3 (44 kW) / 1.3 S (51 kW) / 1.3 GL (55 kW) / 1.4 i (44 kW) / 1.4 S (53 kW) *			561 400 060 <b>D21</b> 552 401 052 <b>C6</b>	560 409 054 <b>D59</b> 544 402 044 <b>B18</b>	541 400 036 <b>A17</b>		075 063
1.5 D (37 kW) / 1.5 TD (49 kW) *			561 400 060 <b>D21</b> 574 402 075 <b>E38</b>	560 409 054 <b>D59</b> 572 409 068 <b>E43</b>			075 100
<b>CORSA A Box</b>	02/86 - 09/94						
1.0 (33 kW) / 1.2 (33 kW) / 1.3 (44/51 kW) *			561 400 060 <b>D21</b>	560 409 054 <b>D59</b> 544 402 044 <b>B18</b>	541 400 036 <b>A17</b>		075 063
1.5 D (37 kW) *			574 402 075 <b>E38</b>	560 409 054 <b>D59</b> 572 409 068 <b>E43</b>	570 144 064 <b>E9</b>		075 100
<b>CORSA B (73_, 78_, 79_)</b>	03/93 - 09/00						
1.0 i 12V (40 kW) / 1.2 i (33/33 kW) / 1.2 i 16V (48 kW) / 1.4 i (44 kW) / 1.4 (54 kW) / 1.4 Si (60 kW) / 1.4 i 16V (63/66 kW) / 1.6 i 16V (74/78 kW) / 1.6 GSI 16V (80 kW) *			561 400 060 <b>D21</b>	560 409 054 <b>D59</b> 544 402 044 <b>B18</b>	541 400 036 <b>A17</b>		075 063
1.5 D (37 kW) / 1.5 TD (49 kW) / 1.7 D (44 kW) *			574 402 075 <b>E38</b>	560 409 054 <b>D59</b> 572 409 068 <b>E43</b>	570 144 064 <b>E9</b>		075 100
<b>CORSA B Estate (F35)</b>	01/99 →						
1.4 i 16V (66 kW) *			561 400 060 <b>D21</b>	544 402 044 <b>B18</b>	541 400 036 <b>A17</b>		075 063
1.7 D (44 kW) *			561 400 060 <b>D21</b> 574 402 075 <b>E38</b>	560 409 054 <b>D59</b> 544 402 044 <b>B18</b>	541 400 036 <b>A17</b>		075 063 100
<b>CORSA CLASSIC Saloon</b>	08/94 - 07/02						
1.4 (44 kW) *			561 400 060 <b>D21</b>	544 402 044 <b>B18</b>	541 400 036 <b>A17</b>		075 063
<b>CORSA B Box (73_)</b>	08/99 - 09/00						
1.4 i (44 kW) / 1.6 (71 kW) *			561 400 060 <b>D21</b>	560 409 054 <b>D59</b> 544 402 044 <b>B18</b>	541 400 036 <b>A17</b>		075 063
1.7 D (44 kW) / 1.7 DTi (55 kW) *			561 400 060 <b>D21</b> 574 402 075 <b>E38</b>	560 409 054 <b>D59</b> 572 409 068 <b>E43</b>	570 144 064 <b>E9</b>		075 100
<b>CORSA C (F08, F68)</b>	09/00 →						
1.0 (43 kW) / 1.2 (55 kW) / 1.2 Twinport (59 kW) / 1.4 Twinport (66 kW) / 1.4 (66 kW) / 1.8 (92 kW) / 1.6 (71 kW) *			561 400 060 <b>D21</b> 552 401 052 <b>C6</b>	560 409 054 <b>D59</b> 544 402 044 <b>B18</b>			075 063
1.3 CDTi (51 kW) / 1.7 DI (48 kW) / 1.7 DTi (55 kW) / 1.7 CDTi (74 kW) *			561 400 060 <b>D21</b> 574 402 075 <b>E38</b>	560 409 054 <b>D59</b> 572 409 068 <b>E43</b>			075 100
<b>CORSA C Box (F08, W5L)</b>	09/00 →						
1.2 16V (55 kW) / 1.2 (59 kW) / 1.4 (66 kW) / 1.6 (71 kW) *			561 400 060 <b>D21</b> 552 401 052 <b>C6</b>	560 409 054 <b>D59</b> 544 402 044 <b>B18</b>			075 063
1.3 CDTi 16V (51 kW) / 1.7 DI 16V (48 kW) / 1.7 DTi 16V (55 kW) / 1.7 CDTi (74 kW) *			561 400 060 <b>D21</b> 574 402 075 <b>E38</b>	560 409 054 <b>D59</b> 572 409 068 <b>E43</b>			075 100
<b>CORSA D</b>	07/06 →						
1.0 (44 kW) *			554 400 053 <b>C30</b>	542 400 039 <b>B35</b> 552 400 047 <b>C22</b>			202 012
1.2 (59 kW) / 1.4 (66 kW) *			563 400 061 <b>D15</b> 554 400 053 <b>C30</b>	560 408 054 <b>D24</b> 552 400 047 <b>C22</b>			027 012
1.2 ecoFLEX (57 kW) / 1.4 ecoFLEX (64 kW) *			563 400 061 <b>D15</b>	552 400 047 <b>C22</b>			027 012
1.6 Turbo (110 kW) *			563 400 061 <b>D15</b> 561 400 060 <b>D21</b>	560 409 054 <b>D59</b> 544 402 044 <b>B18</b>			027 075 063
1.3 CDTi (55 kW) / 1.7 CDTi (92 kW)			574 402 075 <b>E38</b>	572 409 068 <b>E43</b>			100
<b>FRONTERA A Sport (5_SUD2)</b>	03/92 - 10/98						
2.0 i (85 kW) / 2.5 TDS (85 kW) / 2.8 TD (83 kW) *		570 901 076 <b>E39</b>	577 400 078 <b>E44</b>	574 012 068 <b>E11</b>	570 409 064 <b>E13</b>		096AGM 096
<b>FRONTERA A (5_MWL4)</b>	03/92 - 10/98						
2.2 i (100 kW) / 2.4 i (92 kW) / 2.3 TD (74 kW) / 2.5 TDS (85 kW) / 2.8 TD (83 kW) *		570 901 076 <b>E39</b>	577 400 078 <b>E44</b>	574 012 068 <b>E11</b>	570 409 064 <b>E13</b>		096AGM 096

FORD  
VW  
▲  
\*

Adapter/Adattatore/Adaptateur/Adaptador/Адаптер  
Adapter/Adattatore/Adaptateur/Adaptador/Адаптер  
For cars with Start/Stop (Must replace AGM with AGM, EFB with EFB)  
Please check as 2 different size batteries can be fitted depending on electrical options

**VARTA**  
BY JOHNSON CONTROLS

		<b>Start Stop Plus / Start Stop</b> ... B51 2 / B60 2	<b>SILVER dynamic</b> ... 316 2	<b>BLUE dynamic</b> ... 313 2	<b>BLACK dynamic</b> ... 312 2		<b>UK</b>
<b>OPEL</b>							
<b>FRONTERA B (6B_)</b>	10/98 →						
2.2 i (100 kW) / 3.2 i (151 kW) / 2.2 DTI (85/88 kW) *		570 901 076 <b>E39</b>	577 400 078 <b>E44</b>	570 412 063 <b>E23</b>	570 409 064 <b>E13</b>		096AGM 068 096
<b>GT Convertible</b>	06/07 →						
2.0 (194 kW)			574 402 075 <b>E38</b>	572 409 068 <b>E43</b>			100
<b>INSIGNIA</b>	07/08 →						
1.6 (85 kW) / 1.6 Turbo (132 kW) / 1.8 (103 kW)			561 400 060 <b>D21</b>	560 409 054 <b>D59</b>			075
2.0 Turbo (162 kW) / 2.0 Turbo 4x4 (162 kW)			574 402 075 <b>E38</b>	572 409 068 <b>E43</b>			100
2.8 V6 Turbo 4x4 (191 kW) / 2.8 V6 Turbo 4x4 OPC (239 kW)			585 200 080 <b>F18</b>	580 406 074 <b>F17</b>			110
2.0 CDTI (81 kW) / 2.0 Biturbo CDTI (140 kW) / 2.0 Biturbo CDTI 4x4 (140 kW) *		570 901 076 <b>E39</b>	577 400 078 <b>E44</b>	574 012 068 <b>E11</b>			096AGM 096
<b>INSIGNIA Saloon</b>	07/08 →						
1.6 (85 kW) / 1.6 Turbo (132 kW) / 1.8 (103 kW)			561 400 060 <b>D21</b>	560 409 054 <b>D59</b>			075
2.0 Turbo (162 kW) / 2.0 Turbo 4x4 (162 kW)			574 402 075 <b>E38</b>	572 409 068 <b>E43</b>			100
2.8 V6 Turbo 4x4 (191 kW) / 2.8 V6 Turbo 4x4 OPC (239 kW)			585 200 080 <b>F18</b>	580 406 074 <b>F17</b>			110
2.0 CDTI (81 kW) / 2.0 Biturbo CDTI (140 kW) / 2.0 Biturbo CDTI 4x4 (140 kW) *		570 901 076 <b>E39</b>	577 400 078 <b>E44</b>	574 012 068 <b>E11</b>			096AGM 096
<b>INSIGNIA Sports Tourer</b>	07/08 →						
1.6 (85 kW) / 1.6 Turbo (132 kW) / 1.8 (103 kW)			561 400 060 <b>D21</b>	560 409 054 <b>D59</b>			075
2.0 Turbo (162 kW) / 2.0 Turbo 4x4 (162 kW)			574 402 075 <b>E38</b>	572 409 068 <b>E43</b>			100
2.8 V6 Turbo 4x4 (191 kW) / 2.8 V6 Turbo 4x4 OPC (239 kW)			585 200 080 <b>F18</b>	580 406 074 <b>F17</b>			110
2.0 CDTI (81 kW) / 2.0 Biturbo CDTI (140 kW) / 2.0 Biturbo CDTI 4x4 (140 kW) *		570 901 076 <b>E39</b>	577 400 078 <b>E44</b>	574 012 068 <b>E11</b>			096AGM 096
<b>KADETT D (31_-34_,_41_-44_)</b>	08/79 - 08/84						
1.0 (30 kW) / 1.2 (39/40 kW) / 1.2 S (44 kW) / 1.3 N (44 kW) / 1.3 S (55 kW) / 1.6 S (66 kW) / 1.8 GT/E (85 kW) / 1.6 (51/55 kW) *			561 400 060 <b>D21</b> 552 401 052 <b>C6</b>	560 409 054 <b>D59</b> 544 402 044 <b>B18</b>	541 400 036 <b>A17</b>		075 063
1.6 D (40 kW) *			574 402 075 <b>E38</b>	560 409 054 <b>D59</b> 572 409 068 <b>E43</b>	570 144 064 <b>E9</b> 553 400 047 <b>C10</b>		075 100 065
<b>KADETT D (32_,_37_,_39_,_42)</b>	08/79 - 08/84						
1.0 (30 kW) / 1.2 S (44 kW) / 1.3 N (44 kW) / 1.3 S (55 kW) / 1.6 (55 kW) *			561 400 060 <b>D21</b> 552 401 052 <b>C6</b>	560 409 054 <b>D59</b> 544 402 044 <b>B18</b>	541 400 036 <b>A17</b>		075 063
1.6 D (40 kW) *			574 402 075 <b>E38</b>	560 409 054 <b>D59</b> 572 409 068 <b>E43</b>	570 144 064 <b>E9</b> 553 400 047 <b>C10</b>		075 100 065
1.6 (51 kW) *		570 901 076 <b>E39</b>	561 400 060 <b>D21</b> 552 401 052 <b>C6</b>	560 409 054 <b>D59</b> 544 402 044 <b>B18</b>	541 400 036 <b>A17</b>		075 096AGM 063
<b>KADETT D Estate (35_,_36_,_45_,_46_)</b>	08/79 - 08/84						
1.2 (39 kW) / 1.2 S (44 kW) / 1.3 N (44 kW) / 1.3 S (55 kW) / 1.6 (51/55 kW) / 1.6 S (66 kW) *			561 400 060 <b>D21</b> 552 401 052 <b>C6</b>	560 409 054 <b>D59</b> 544 402 044 <b>B18</b>	541 400 036 <b>A17</b>		075 063
1.6 D (40 kW) *			574 402 075 <b>E38</b>	560 409 054 <b>D59</b> 572 409 068 <b>E43</b>	570 144 064 <b>E9</b> 553 400 047 <b>C10</b>		075 100 065
<b>KADETT E Hatchback (33_,_34_,_43_,_44_)</b>	09/84 - 08/91						
1.2 (40 kW) / 1.3 N (44 kW) / 1.3 i CAT (44 kW) / 1.3 S (55 kW) / 1.4 i (44 kW) / 1.4 S (55/60 kW) / 1.6 i (55 kW) / 1.6 i CAT (55 kW) / 1.6 S (60/66 kW) / 1.8 E (74 kW) *			561 400 060 <b>D21</b> 552 401 052 <b>C6</b>	560 409 054 <b>D59</b> 544 402 044 <b>B18</b>	541 400 036 <b>A17</b>		075 063
1.3 (50 kW) *			552 401 052 <b>C6</b>	560 409 054 <b>D59</b> 544 402 044 <b>B18</b>	541 400 036 <b>A17</b>		075 063





	<b>Start Stop Plus / Start Stop</b> ... B51 2 / B60 2	<b>SILVER dynamic</b> ... 316 2	<b>BLUE dynamic</b> ... 313 2	<b>BLACK dynamic</b> ... 312 2		<b>UK</b>
--	--	------------------------------------	----------------------------------	-----------------------------------	--	-----------

OPEL						
<b>KADETT E Hatchback (33_, 34_, 43_, 44_)</b>	09/84 - 08/91					
1.8 S (62 kW) / 1.8 i (66 kW) *		561 400 060 <b>D21</b>	560 409 054 <b>D59</b> 544 402 044 <b>B18</b>	541 400 036 <b>A17</b>		075 063
1.8 GSI (85 kW) / 2.0 GSI (85 kW) / 2.0 GSI 16V (110/115 kW) / 2.0 GSI 16V CAT (110 kW) / 1.5 TD (53 kW) / 1.6 D (40 kW) / 1.7 D (42 kW) *		561 400 060 <b>D21</b> 574 402 075 <b>E38</b>	560 409 054 <b>D59</b> 572 409 068 <b>E43</b>	570 144 064 <b>E9</b> 553 400 047 <b>C10</b>		075 100 065
2.0 GSI CAT (85 kW) *		574 402 075 <b>E38</b>	560 409 054 <b>D59</b>	553 400 047 <b>C10</b>		075 100 065
<b>KADETT E (39_, 49_)</b>	09/84 - 08/91					
1.2 (40 kW) / 1.3 N (44 kW) / 1.3 i CAT (44 kW) / 1.3 S (55 kW) / 1.4 i (44 kW) / 1.4 S (55 kW) / 1.6 i (55 kW) / 1.6 i CAT (55 kW) / 1.6 S (60/66 kW) / 1.6 (75 kW) / 1.8 S (62 kW) / 1.8 i (66/74/85 kW) / 1.8 (84 kW) / 2.0 i (85 kW) / 2.0 i CAT (85 kW) *		561 400 060 <b>D21</b> 552 401 052 <b>C6</b>	560 409 054 <b>D59</b> 544 402 044 <b>B18</b>	541 400 036 <b>A17</b>		075 063
1.5 TD (53 kW) / 1.6 D (40 kW) / 1.7 D (42 kW) *		561 400 060 <b>D21</b> 574 402 075 <b>E38</b>	560 409 054 <b>D59</b> 572 409 068 <b>E43</b>	570 144 064 <b>E9</b> 553 400 047 <b>C10</b>		075 100 065
<b>KADETT E Estate (35_, 36_, 45_, 46_)</b>	09/84 - 08/91					
1.2 (40 kW) / 1.3 N (44 kW) / 1.3 i CAT (44 kW) / 1.3 S (55 kW) / 1.4 i (44 kW) / 1.4 S (55 kW) / 1.6 i (55 kW) / 1.6 i CAT (55 kW) / 1.6 (60 kW) / 1.6 S (66 kW) / 1.8 S (62 kW) / 1.8 i (66/85 kW) / 2.0 i (85 kW) / 2.0 i CAT (85 kW) *		561 400 060 <b>D21</b> 552 401 052 <b>C6</b>	560 409 054 <b>D59</b> 544 402 044 <b>B18</b>	541 400 036 <b>A17</b>		075 063
1.3 (50 kW)		552 401 052 <b>C6</b>	544 402 044 <b>B18</b>	541 400 036 <b>A17</b>		063
1.8 E (74 kW) *		561 400 060 <b>D21</b> 552 401 052 <b>C6</b>	544 402 044 <b>B18</b>	541 400 036 <b>A17</b>		075 063
1.5 TD (53 kW) / 1.6 D (40 kW) / 1.7 D (42 kW) *		561 400 060 <b>D21</b> 574 402 075 <b>E38</b>	560 409 054 <b>D59</b> 572 409 068 <b>E43</b>	570 144 064 <b>E9</b> 553 400 047 <b>C10</b>		075 100 065
<b>KADETT E Convertible (43B_)</b>	10/86 - 02/93					
1.3 S (55 kW) / 1.4 i (44 kW) / 1.4 S (55 kW) / 1.6 i (55 kW) / 1.6 i CAT (55 kW) / 2.0 i (85 kW) / 2.0 i CAT (85 kW) / 2.0 (110 kW) / 2.0 GSi (115 kW) *		561 400 060 <b>D21</b> 552 401 052 <b>C6</b>	560 409 054 <b>D59</b> 544 402 044 <b>B18</b>	541 400 036 <b>A17</b>		075 063
<b>KADETT E Box (37_, 47_)</b>	08/84 - 09/92					
1.2 (40 kW) / 1.3 N (44 kW) / 1.6 i (55 kW) / 1.8 i (66 kW) *		561 400 060 <b>D21</b>	560 409 054 <b>D59</b> 544 402 044 <b>B18</b>	541 400 036 <b>A17</b>		075 063
1.4 i (44 kW) *		561 400 060 <b>D21</b>	544 402 044 <b>B18</b>	541 400 036 <b>A17</b>		075 063
1.6 D (40 kW) / 1.7 D (42 kW) *		561 400 060 <b>D21</b> 574 402 075 <b>E38</b>	560 409 054 <b>D59</b> 572 409 068 <b>E43</b>	570 144 064 <b>E9</b>		075 100
<b>KADETT E Combo (38_, 48_)</b>	01/86 - 07/94					
1.3 N (44 kW) / 1.3 S (55 kW) / 1.4 i (44 kW) / 1.4 S (55 kW) / 1.6 i (55 kW) / 1.6 (60 kW) *		561 400 060 <b>D21</b>	560 409 054 <b>D59</b> 544 402 044 <b>B18</b>	541 400 036 <b>A17</b>		075 063
1.6 D (40 kW) / 1.7 D (42/44 kW) *		574 402 075 <b>E38</b>	560 409 054 <b>D59</b> 572 409 068 <b>E43</b>	570 144 064 <b>E9</b>		075 100
<b>MANTA B (58_, 59_)</b>	09/75 - 08/88					
1.2 N (40 kW) / 1.3 S (55 kW) / 1.6 S (55 kW) *		561 400 060 <b>D21</b>	560 409 054 <b>D59</b> 544 402 044 <b>B18</b>	541 400 036 <b>A17</b>		075 063
1.8 S (66 kW) *		574 402 075 <b>E38</b>	560 409 054 <b>D59</b> 572 409 068 <b>E43</b>	570 144 064 <b>E9</b> 553 400 047 <b>C10</b>		075 100 065
1.9 N (55 kW) / 2.0 S (74 kW) / 2.0 E (81 kW) / 2.4 400 (106 kW) *		574 402 075 <b>E38</b>	560 409 054 <b>D59</b>	553 400 047 <b>C10</b>		075 100 065

FORD  
VW  
▲  
\*

Adapter/Adattatore/Adaptateur/Adaptador/Адаптер  
Adapter/Adattatore/Adaptateur/Adaptador/Адаптер  
For cars with Start/Stop (Must replace AGM with AGM, EFB with EFB)  
Please check as 2 different size batteries can be fitted depending on electrical options

**VARTA**  
BY JOHNSON CONTROLS

 		<b>Start Stop Plus / Start Stop</b> ... B51 2 / B60 2	<b>SILVER dynamic</b> ... 316 2	<b>BLUE dynamic</b> ... 313 2	<b>BLACK dynamic</b> ... 312 2		<b>UK</b>
<b>OPEL</b>							
<b>MANTA B CC (53_, 55_)</b>	09/75 - 08/88						
1.3 S (55 kW) / 1.6 (55 kW) *			561 400 060 <b>D21</b>	560 409 054 <b>D59</b> 544 402 044 <b>B18</b>	541 400 036 <b>A17</b>		075 063
1.8 S (66 kW) / 1.9 N (55 kW) / 2.0 S (74 kW) / 2.0 E (81 kW) / 2.0 (92 kW) *			574 402 075 <b>E38</b>	560 409 054 <b>D59</b> 572 409 068 <b>E43</b>	570 144 064 <b>E9</b> 553 400 047 <b>C10</b>		075 100 065
<b>MERIVA</b>	05/03 →						
1.4 16V Twinport (66 kW) / 1.6 (64/77 kW) / 1.6 16V (74 kW) / 1.6 Turbo (132 kW) / 1.8 (92 kW) *			574 402 075 <b>E38</b>	560 409 054 <b>D59</b> 572 409 068 <b>E43</b>			075 100
1.3 CDTI (51 kW)			574 402 075 <b>E38</b>	572 409 068 <b>E43</b>			100
1.3 CDTI (55 kW) / 1.7 DTI (55 kW) / 1.7 CDTI (74/92 kW)			574 402 075 <b>E38</b>	572 409 068 <b>E43</b>			100
<b>MERIVA</b>	06/10 →						
1.4 (74 kW) / 1.4 ecoFlex (88 kW)				544 402 044 <b>B18</b>			063
1.7 CDTI (74 kW)			574 402 075 <b>E38</b>	572 409 068 <b>E43</b>			100
<b>MONTEREY A (UBS_)</b>	09/91 - 07/98						
3.2 (130 kW) / 3.1 TD (84 kW)				570 412 063 <b>E23</b>			068
<b>MONTEREY B</b>	07/98 - 08/99						
3.5 V6 24V (158 kW) / 3.0 DTI (117 kW)				570 412 063 <b>E23</b>			068
<b>MONZA A (22_)</b>	02/78 - 08/86						
2.0 E (85 kW) / 2.2 E (85 kW) / 2.5 E (100/103 kW) / 2.8 (103 kW) / 3.0 (110 kW) / 3.0 GSE (132/115 kW) *			561 400 060 <b>D21</b> 574 402 075 <b>E38</b>	560 409 054 <b>D59</b> 572 409 068 <b>E43</b>	570 144 064 <b>E9</b> 553 400 047 <b>C10</b>		075 100 065
<b>OMEGA A (16_, 17_, 19_)</b>	09/86 - 05/94						
1.8 N (60 kW) / 1.8 (65/85 kW) / 1.8 S (66 kW) *			561 400 060 <b>D21</b>	560 409 054 <b>D59</b> 544 402 044 <b>B18</b>	541 400 036 <b>A17</b>		075 063
2.0 (85 kW) / 2.0 i (85 kW) / 2.4 i (92 kW) / 2.6 i (110 kW) / 3.0 (115/130 kW) / 3.0 24V (147/150 kW) / 3.0 24V Evolution500 (169 kW) / 3.6 24V Lotus (277 kW) *			561 400 060 <b>D21</b> 574 402 075 <b>E38</b>	560 409 054 <b>D59</b> 572 409 068 <b>E43</b>	570 144 064 <b>E9</b> 553 400 047 <b>C10</b>		075 100 065
3.0 (130 kW) *			574 402 075 <b>E38</b>	560 409 054 <b>D59</b>	553 400 047 <b>C10</b>		075 100 065
2.3 D (54 kW) / 2.3 TD (66 kW) / 2.3 TD Interc. (74 kW)			574 402 075 <b>E38</b>	572 409 068 <b>E43</b>	570 144 064 <b>E9</b>		100
<b>OMEGA A Estate (66_, 67_)</b>	09/86 - 05/94						
1.8 N (60 kW) / 1.8 (65/85 kW) / 1.8 S (66 kW) *			561 400 060 <b>D21</b>	560 409 054 <b>D59</b> 544 402 044 <b>B18</b>	541 400 036 <b>A17</b>		075 063
2.0 (85 kW) / 2.0 i (73/85 kW) / 2.4 i (92 kW) / 2.6 (135 kW) / 2.6 i (110 kW) / 3.0 (115/130 kW) / 3.0 CAT (130 kW) / 3.0 24V (147 kW) *			561 400 060 <b>D21</b> 574 402 075 <b>E38</b>	560 409 054 <b>D59</b> 572 409 068 <b>E43</b>	570 144 064 <b>E9</b> 553 400 047 <b>C10</b>		075 100 065
3.0 24V Omega 3000 (150 kW) *			561 400 060 <b>D21</b> 574 402 075 <b>E38</b>	560 409 054 <b>D59</b> 572 409 068 <b>E43</b>	570 144 064 <b>E9</b> 553 400 047 <b>C10</b>		075 100 065
2.3 D (54 kW) / 2.3 TD (66 kW) / 2.3 TD Interc. (74 kW)			574 402 075 <b>E38</b>	572 409 068 <b>E43</b>	570 144 064 <b>E9</b>		100
<b>OMEGA B (25_, 26_, 27_)</b>	03/94 - 07/03						
2.0 (90 kW) / 2.0 16V (100 kW) *			561 400 060 <b>D21</b> 574 402 075 <b>E38</b>	560 409 054 <b>D59</b> 572 409 068 <b>E43</b>	570 144 064 <b>E9</b> 553 400 047 <b>C10</b>		075 100 065
2.2 16V (106 kW) / 2.5 V6 (125 kW) / 2.6 V6 (132 kW) / 3.0 V6 (155 kW) / 3.2 V6 (160 kW)			574 402 075 <b>E38</b>	572 409 068 <b>E43</b>	570 144 064 <b>E9</b>		100
2.0 DTI 16V (74 kW) / 2.2 DTI 16V (81/88 kW) *			585 200 080 <b>F18</b> 574 402 075 <b>E38</b>	580 406 074 <b>F17</b> 572 409 068 <b>E43</b>	570 144 064 <b>E9</b>		110 100
2.5 D (96 kW) / 2.5 TD (96 kW) / 2.5 DTI (110 kW)			585 200 080 <b>F18</b>	580 406 074 <b>F17</b>			110
<b>OMEGA B Estate (21_, 22_, 23_)</b>	03/94 - 07/03						
2.0 (90 kW) / 2.0 16V (100 kW) / 2.6 (138 kW) *			574 402 075 <b>E38</b>	560 409 054 <b>D59</b> 572 409 068 <b>E43</b>	570 144 064 <b>E9</b> 553 400 047 <b>C10</b>		075 100 065

FORD Adapter/Adattatore/Adaptateur/Adaptador/Адаптер  
 VW Adapter/Adattatore/Adaptateur/Adaptador/Адаптер  
 \* For cars with Start/Stop (Must replace AGM with AGM, EFB with EFB)  
 Please check as 2 different size batteries can be fitted depending on electrical options

	<b>Start Stop Plus / Start Stop</b> ... B51 2 / B60 2	<b>SILVER dynamic</b> ... 316 2	<b>BLUE dynamic</b> ... 313 2	<b>BLACK dynamic</b> ... 312 2		<b>UK</b>
--	--	------------------------------------	----------------------------------	-----------------------------------	--	-----------

OPEL						
<b>OMEGA B Estate (21_, 22_, 23_)</b>	03/94 - 07/03					
2.2 16V (106 kW) / 2.5 V6 (125 kW) / 2.6 V6 (132 kW) / 3.0 V6 (155 kW) / 3.2 V6 (160 kW)			574 402 075 E38	572 409 068 E43	570 144 064 E9	100
2.0 DTI 16V (74 kW) / 2.2 DTI 16V (81/88 kW) *			585 200 080 F18 574 402 075 E38	572 409 068 E43	570 144 064 E9	110 100
2.5 TD (96 kW) / 2.5 DTI (110 kW)			585 200 080 F18	580 406 074 F17		110
<b>REKORD E (17_-19_, 11_, 14_, 16_)</b>	08/77 - 08/86					
1.7 (44 kW) / 1.8 (55 kW) / 1.8 S (66 kW) / 1.8 E (74 kW) *			561 400 060 D21	560 409 054 D59 544 402 044 B18	541 400 036 A17	075 063
1.9 (55 kW) / 2.0 (66 kW) / 2.0 S (74 kW) / 2.0 E (81 kW) / 2.2 E (85 kW) *			561 400 060 D21 574 402 075 E38	560 409 054 D59 572 409 068 E43	553 400 047 C10	075 100 065
2.0 D (43 kW) / 2.2 D (48/52 kW) / 2.2 TD (63 kW)			574 402 075 E38	572 409 068 E43	570 144 064 E9	100
<b>REKORD E Estate (61_, 66_, 67_)</b>	08/77 - 08/86					
1.7 (44 kW) / 1.8 (55 kW) / 1.8 S (66 kW) / 1.8 E (74 kW) *			561 400 060 D21	560 409 054 D59 544 402 044 B18	541 400 036 A17	075 063
1.9 (55 kW) / 2.0 (66 kW) / 2.0 S (74 kW) / 2.0 E (81 kW) / 2.2 E (85 kW) *			561 400 060 D21 574 402 075 E38	560 409 054 D59 572 409 068 E43	570 144 064 E9 553 400 047 C10	075 100 065
2.0 D (43 kW) / 2.2 D (48 kW) / 2.3 D (52 kW) / 2.2 TD (63 kW)			574 402 075 E38	572 409 068 E43	570 144 064 E9	100
<b>SENATOR A (29_)</b>	02/78 - 08/87					
2.0 E (85 kW) / 2.2 E (85 kW) / 2.5 E (100/103 kW) / 2.8 (103 kW) / 3.0 (110/115 kW) / 3.0 E (132 kW) *			561 400 060 D21 574 402 075 E38	560 409 054 D59 572 409 068 E43	570 144 064 E9 553 400 047 C10	075 100 065
2.2 TD (63 kW)			574 402 075 E38	572 409 068 E43	570 144 064 E9	100
<b>SENATOR B (29_)</b>	09/87 - 09/93					
2.5 i (103 kW) / 2.6 i (110 kW) / 3.0 (115/130 kW) / 3.0 i CAT (130 kW) / 3.0 24V (150 kW) *			561 400 060 D21 574 402 075 E38	560 409 054 D59 572 409 068 E43	570 144 064 E9 553 400 047 C10	075 100 065
3.6 (147 kW) *			561 400 060 D21 574 402 075 E38	560 409 054 D59 572 409 068 E43	570 144 064 E9 553 400 047 C10	075 100 065
<b>SIGNUM</b>	05/03 →					
1.8 (103 kW) *			574 402 075 E38	560 409 054 D59 572 409 068 E43		075 100
2.0 Turbo (129 kW) / 2.2 direct (114 kW) / 2.8 V6 Turbo (169/184 kW) / 2.8 (206 kW) / 3.2 V6 (155 kW) / 1.9 CDTI (74/88/110 kW) / 2.0 DTI (74 kW) / 2.2 DTI (92 kW)			574 402 075 E38	572 409 068 E43		100
3.0 V6 CDTI (130 kW)					588 403 074 F5	024
<b>SINTRA</b>	11/96 - 04/99					
2.2 i 16V (104 kW) / 3.0 i 24V (148 kW) *			561 400 060 D21	560 409 054 D59 572 409 068 E43	570 144 064 E9 553 400 047 C10	075 100 065
2.2 DTI (85 kW) *			574 402 075 E38	560 409 054 D59 572 409 068 E43	570 144 064 E9	075 100
<b>SPEEDSTER</b>	09/00 →					
2.0 Turbo (147 kW) / 2.2 (108 kW)			552 401 052 C6	544 402 044 B18		063
2.0 (162 kW)			552 401 052 C6	544 402 044 B18		063
<b>TIGRA (95_)</b>	07/94 - 12/00					
1.4 16V (63 kW) / 1.6 16V (74/78 kW) *			561 400 060 D21	560 409 054 D59 544 402 044 B18	541 400 036 A17	075 063
<b>TIGRA TwinTop</b>	06/04 →					
1.4 (66 kW) / 1.8 (92 kW) / 1.3 CDTI (51 kW) *			561 400 060 D21 574 402 075 E38	560 409 054 D59 572 409 068 E43		075 100
<b>VECTRA A Hatchback (88_, 89_)</b>	04/88 - 11/95					
1.4 S (55 kW) / 1.6 i (52/55 kW) / 1.6 i CAT (55 kW) / 1.6 S (60 kW) / 1.8 S (65 kW) / 1.8 i (66 kW) / 1.8 i CAT (66 kW) *			561 400 060 D21	560 409 054 D59 544 402 044 B18	541 400 036 A17	075 063

FORD  
VW  
▲  
\*

Adapter/Adattatore/Adaptateur/Adaptador/Адаптер  
Adapter/Adattatore/Adaptateur/Adaptador/Адаптер  
For cars with Start/Stop (Must replace AGM with AGM, EFB with EFB)  
Please check as 2 different size batteries can be fitted depending on electrical options

**VARTA**  
BY JOHNSON CONTROLS



		<b>Start Stop Plus / Start Stop</b> ... B51 2 / B60 2	<b>SILVER dynamic</b> ... 316 2	<b>BLUE dynamic</b> ... 313 2	<b>BLACK dynamic</b> ... 312 2		<b>UK</b>
--	--	--	------------------------------------	----------------------------------	-----------------------------------	--	-----------

OPEL							
<b>VECTRA A Hatchback (88_, 89_)</b>	04/88 - 11/95						
1.6 (51 kW) *			561 400 060 <b>D21</b>	560 409 054 <b>D59</b> 544 402 044 <b>B18</b>	570 400 036 <b>A17</b>		075 063
2.0 (74 kW) / 2.0 i (85 kW) / 2.0 i CAT (85 kW) / 2.0 i 16V (100/110 kW) / 2.5 V6 (125 kW) *			561 400 060 <b>D21</b> 574 402 075 <b>E38</b>	560 409 054 <b>D59</b> 572 409 068 <b>E43</b>	570 144 064 <b>E9</b> 553 400 047 <b>C10</b>		075 100 065
2.0 i GT (95 kW) / 2.0 i 16V CAT (110 kW) / 2.0 All-wheel Drive (110 kW) *			574 402 075 <b>E38</b>	560 409 054 <b>D59</b> 572 409 068 <b>E43</b>	570 144 064 <b>E9</b> 553 400 047 <b>C10</b>		075 100 065
1.7 D (42 kW) / 1.7 TD (60 kW)			574 402 075 <b>E38</b>	572 409 068 <b>E43</b>	570 144 064 <b>E9</b>		100
<b>VECTRA A (86_, 87_)</b>	08/88 - 11/95						
1.4 S (55 kW) / 1.6 (51/60 kW) / 1.6 i (52/55 kW) / 1.6 i CAT (55 kW) / 1.8 S (65/66 kW) / 1.8 i CAT (66 kW) *			561 400 060 <b>D21</b>	560 409 054 <b>D59</b> 544 402 044 <b>B18</b>	541 400 036 <b>A17</b>		075 063
1.6 (65 kW) *			561 400 060 <b>D21</b>	560 409 054 <b>D59</b> 544 402 044 <b>B18</b>	541 400 036 <b>A17</b>		075 063
1.8 S 4x4 (65 kW) *			561 400 060 <b>D21</b>	544 402 044 <b>B18</b>	541 400 036 <b>A17</b>		075 063
2.0 (74 kW) / 2.0 i (85/95 kW) / 2.0 i CAT (85 kW) / 2.0 i 16V (100 kW) / 2.5 V6 (125 kW) *			561 400 060 <b>D21</b> 574 402 075 <b>E38</b>	560 409 054 <b>D59</b> 572 409 068 <b>E43</b>	570 144 064 <b>E9</b> 553 400 047 <b>C10</b>		075 100 065
2.0 i 4x4 (85 kW) / 2.0 i 4x4 CAT (85 kW) / 2.0 i 16V 4x4 (100 kW) / 2000/GT 16V (110 kW) / 2000/GT 16V CAT (110 kW) / 2000 16V 4x4 (110 kW) / 2000/GT 16V 4x4 CAT (110 kW) / 2.0 i Turbo 4x4 (150 kW) / 2.5 CD 4x4 (125 kW) *			561 400 060 <b>D21</b> 574 402 075 <b>E38</b>	560 409 054 <b>D59</b>	553 400 047 <b>C10</b>		075 100 065
1.7 D (42 kW) / 1.7 TD (60 kW)			574 402 075 <b>E38</b>	572 409 068 <b>E43</b>	570 144 064 <b>E9</b>		100
<b>VECTRA B Hatchback (38_)</b>	10/95 - 07/03						
1.6 i (55 kW) / 1.6 i 16V (74 kW) / 1.8 i 16V (85/92 kW) *			561 400 060 <b>D21</b>	560 409 054 <b>D59</b> 544 402 044 <b>B18</b>	541 400 036 <b>A17</b>		075 063
2.0 i (82 kW) / 2.0 i 16V (100 kW) / 2.2 i 16V (108 kW) / 2.5 i V6 (125 kW) / 2.5 (144 kW) / 2.6 i V6 (125 kW) *			561 400 060 <b>D21</b> 574 402 075 <b>E38</b>	560 409 054 <b>D59</b> 572 409 068 <b>E43</b>	570 144 064 <b>E9</b> 553 400 047 <b>C10</b>		075 100 065
1.7 TD (60 kW) / 2.0 DI 16V (60 kW) / 2.0 DTI 16V (74 kW) / 2.2 DTI 16V (92 kW)			574 402 075 <b>E38</b>	572 409 068 <b>E43</b>	570 144 064 <b>E9</b>		100
<b>VECTRA B (36_)</b>	09/95 - 04/02						
1.6 i (55 kW) / 1.6 GL (60 kW) / 1.6 i 16V (74 kW) / 1.8 i 16V (85/92 kW) *			561 400 060 <b>D21</b>	560 409 054 <b>D59</b> 544 402 044 <b>B18</b>	541 400 036 <b>A17</b>		075 063
2.0 i (82 kW) / 2.0 i 16V (100 kW) / 2.2 i 16V (108 kW) / 2.5 i V6 (125 kW) / 2.6 i V6 (125 kW) / i 500 2.5 (143 kW) *			561 400 060 <b>D21</b> 574 402 075 <b>E38</b>	560 409 054 <b>D59</b> 572 409 068 <b>E43</b>	570 144 064 <b>E9</b> 553 400 047 <b>C10</b>		075 100 065
1.7 TD (60 kW) / 2.0 DI 16V (60 kW) / 2.0 DTI 16V (74 kW) / 2.2 DTI 16V (92 kW)			574 402 075 <b>E38</b>	572 409 068 <b>E43</b>	570 144 064 <b>E9</b>		100
<b>VECTRA B Estate (31_)</b>	11/96 - 07/03						
1.6 i (55 kW) / 1.6 i 16V (74 kW) / 1.8 i 16V (85/92 kW) *			561 400 060 <b>D21</b>	560 409 054 <b>D59</b> 544 402 044 <b>B18</b>	541 400 036 <b>A17</b>		075 063
2.0 i (82 kW) / 2.0 i 16V (100 kW) / 2.2 i 16V (108 kW) / 2.5 i V6 (125 kW) / 2.6 i V6 (125 kW) / i 500 2.5 (143 kW) *			561 400 060 <b>D21</b> 574 402 075 <b>E38</b>	560 409 054 <b>D59</b> 572 409 068 <b>E43</b>	570 144 064 <b>E9</b> 553 400 047 <b>C10</b>		075 100 065
1.7 TD (60 kW)			574 402 075 <b>E38</b>	572 409 068 <b>E43</b>	570 144 064 <b>E9</b>		100
2.0 DI 16V (60 kW) / 2.0 DTI 16V (74 kW) / 2.2 DTI 16V (92 kW)			574 402 075 <b>E38</b>	572 409 068 <b>E43</b>	570 144 064 <b>E9</b>		100
<b>VECTRA C GTS</b>	08/02 →						
1.6 (74 kW) / 1.8 16V (90 kW) / 1.8 (103 kW) *			561 400 060 <b>D21</b>	560 408 054 <b>D24</b> 560 409 054 <b>D59</b>			027 075
		570 901 076 <b>E39</b>	577 400 078 <b>E44</b>				096AGM 096
2.0 16V Turbo (129 kW) / 2.2 16V (108 kW) / 2.2 direct (114 kW) / 2.8 V6 Turbo (169/188 kW) / 3.2 V6 (155 kW) *		570 901 076 <b>E39</b>	574 402 075 <b>E38</b> 577 400 078 <b>E44</b>	572 409 068 <b>E43</b> 574 012 068 <b>E11</b>			096AGM 100 096
2.8 V6 Turbo (184 kW)			574 402 075 <b>E38</b>	572 409 068 <b>E43</b>			100

FORD Adapter/Adattatore/Adaptateur/Adaptador/Адаптер  
 VW Adapter/Adattatore/Adaptateur/Adaptador/Адаптер  
 \* For cars with Start/Stop (Must replace AGM with AGM, EFB with EFB)  
 Please check as 2 different size batteries can be fitted depending on electrical options

		<b>Start Stop Plus / Start Stop</b> ... B51 2 / B60 2	<b>SILVER dynamic</b> ... 316 2	<b>BLUE dynamic</b> ... 313 2	<b>BLACK dynamic</b> ... 312 2		<b>UK</b>
--	--	--	------------------------------------	----------------------------------	-----------------------------------	--	-----------




OPEL							
<b>VECTRA C GTS</b>	08/02 →						
1.9 CDTI (74 kW) / 2.0 DTI 16V (74 kW) / 2.2 DTI 16V (92 kW)			585 200 080 <i>F18</i>	580 406 074 <i>F17</i>			110
3.0 CDTI (130 kW) / 3.0 CDTi (135 kW)					588 403 074 <i>F5</i>		024
<b>VECTRA C</b>	04/02 →						
1.6 16V (74 kW) / 1.6 (77 kW) *		570 901 076 <i>E39</i>	561 400 060 <i>D21</i> 552 401 052 <i>C6</i> 577 400 078 <i>E44</i>	560 408 054 <i>D24</i> 560 409 054 <i>D59</i> 544 402 044 <i>B18</i>			027 075 096AGM 063 096
1.8 (81 kW) / 1.8 16V (90 kW) *		570 901 076 <i>E39</i>	561 400 060 <i>D21</i> 577 400 078 <i>E44</i>	560 408 054 <i>D24</i> 560 409 054 <i>D59</i>			027 075 096AGM 096
2.0 16V Turbo (129 kW) *		570 901 076 <i>E39</i>	577 400 078 <i>E44</i>	574 012 068 <i>E11</i>			096AGM 096
2.2 16V (108 kW) / 2.2 direct (114 kW) / 2.8 V6 Turbo (169/188 kW) / 3.2 V6 (155 kW) *		570 901 076 <i>E39</i>	574 402 075 <i>E38</i> 577 400 078 <i>E44</i>	572 409 068 <i>E43</i> 574 012 068 <i>E11</i>			096AGM 100 096
2.8 V6 Turbo (184 kW)			574 402 075 <i>E38</i>	572 409 068 <i>E43</i>			100
1.9 CDTI (74 kW) / 2.0 DTI 16V (74 kW) / 2.2 DTI 16V (92 kW)			585 200 080 <i>F18</i>	580 406 074 <i>F17</i>			110
3.0 CDTI (130 kW) / 3.0 CDTi (135 kW)			585 200 080 <i>F18</i>	580 406 074 <i>F17</i>			110
<b>VECTRA C Estate</b>	10/03 →						
1.6 16V (74 kW) / 1.6 (77 kW) / 1.8 (90 kW) *		570 901 076 <i>E39</i>	561 400 060 <i>D21</i> 577 400 078 <i>E44</i>	560 408 054 <i>D24</i> 560 409 054 <i>D59</i>			027 075 096AGM 096
1.8 (103 kW) *		570 901 076 <i>E39</i>	577 400 078 <i>E44</i>	560 408 054 <i>D24</i>			027 096AGM 096
2.0 Turbo (129 kW) / 2.2 direct (114 kW) / 2.8 V6 Turbo (169/188 kW) / 3.2 V6 (155 kW) *		570 901 076 <i>E39</i>	574 402 075 <i>E38</i> 577 400 078 <i>E44</i>	572 409 068 <i>E43</i> 574 012 068 <i>E11</i>			096AGM 100 096
2.8 V6 Turbo (184 kW)			574 402 075 <i>E38</i>	572 409 068 <i>E43</i>			100
1.9 CDTI (74 kW) / 2.0 DTI (74 kW) / 2.2 DTI (92 kW)			585 200 080 <i>F18</i>	580 406 074 <i>F17</i>			110
3.0 V6 CDTI (130 kW)			585 200 080 <i>F18</i>	580 406 074 <i>F17</i>			110
<b>ZAFIRA (F75_)</b>	04/99 - 06/05						
1.6 (70 kW) *			561 400 060 <i>D21</i>	560 409 054 <i>D59</i> 544 402 044 <i>B18</i>			075 063
1.6 CNG (71 kW) / 1.6 16V (74 kW) *			561 400 060 <i>D21</i>	544 402 044 <i>B18</i>			075 063
1.8 (81 kW) / 1.8 16V (85/92 kW) / 2.0 OPC (141/147 kW) *			574 402 075 <i>E38</i>	560 409 054 <i>D59</i> 572 409 068 <i>E43</i>			075 100
2.2 16V (108 kW) / 2.0 DI 16V (60 kW) / 2.0 DTI 16V (74 kW) / 2.2 DTI 16V (92 kW)			574 402 075 <i>E38</i>	572 409 068 <i>E43</i>			100
<b>ZAFIRA</b>	07/05 →						
1.6 (69 kW) / 1.8 (103 kW) *			561 400 060 <i>D21</i>	560 409 054 <i>D59</i> 544 402 044 <i>B18</i>			075 063
1.6 CNG Turbo (110 kW) *			561 400 060 <i>D21</i>	544 402 044 <i>B18</i>			075 063
2.0 (147 kW) / 2.2 (110 kW) / 1.9 CDTI (74/88/110 kW) *			561 400 060 <i>D21</i> 574 402 075 <i>E38</i>	560 409 054 <i>D59</i> 572 409 068 <i>E43</i>			075 100
1.7 CDTI (81 kW) *			561 400 060 <i>D21</i> 574 402 075 <i>E38</i>	560 408 054 <i>D24</i> 572 409 068 <i>E43</i>			027 075 100
<b>ARENA Combi (THB)</b>	03/98 - 08/01						
1.9 D (44 kW) / 2.5 D (55 kW) *		570 901 076 <i>E39</i>	600 402 083 <i>H3</i> 577 400 078 <i>E44</i>	595 402 080 <i>G3</i> 574 012 068 <i>E11</i>	570 409 064 <i>E13</i>		019 096AGM 096


FORD  
VW  
▲  
\*




Adapter/Adattatore/Adaptateur/Adaptador/Адаптер  
Adapter/Adattatore/Adaptateur/Adaptador/Адаптер  
For cars with Start/Stop (Must replace AGM with AGM, EFB with EFB)  
Please check as 2 different size batteries can be fitted depending on electrical options

**VARTA**  
BY JOHNSON CONTROLS

# OPEL > OPEL

		<b>Start Stop Plus / Start Stop</b> ... B51 2 / B60 2	<b>SILVER dynamic</b> ... 316 2	<b>BLUE dynamic</b> ... 313 2	<b>BLACK dynamic</b> ... 312 2		<b>UK</b>
<b>OPEL</b>							
<b>ARENA Box (TB, TF)</b>	03/98 - 08/01						
1.9 D (44 kW) / 2.5 D (55 kW) *		570 901 076 <b>E39</b>	600 402 083 <b>H3</b> 577 400 078 <b>E44</b>	595 402 080 <b>G3</b> 574 012 068 <b>E11</b>	570 409 064 <b>E13</b>		019 096AGM 096
<b>MOVANO Combi (J9)</b>	07/98 →						
1.9 DTI (59 kW) / 2.2 DTI (66 kW) / 2.5 DTI (84 kW) / 2.5 CDTI (88/107 kW) / 2.5 D (59 kW) / 2.8 DTI (84 kW) / 3.0 DTi (100 kW) *		595 901 085 <b>G14</b>	600 402 083 <b>H3</b>	595 402 080 <b>G3</b>			019AGM 019
2.5 CDTI (74 kW) *		595 901 085 <b>G14</b>	600 402 083 <b>H3</b>	595 402 080 <b>G3</b>			019AGM 019
<b>MOVANO Box (F9)</b>	01/99 →						
1.9 DTI (59 kW) / 2.2 DTI (66 kW) / 2.5 DTi (73 kW) / 2.5 DTI (84 kW) / 2.5 CDTI (88/107/74 kW) / 2.5 D (59 kW) / 2.8 DTI (84 kW) / 3.0 DTI (100 kW) *		595 901 085 <b>G14</b>	600 402 083 <b>H3</b>	595 402 080 <b>G3</b>			019AGM 019
<b>MOVANO Flatbed / Chassis (U9, E9)</b>	07/98 →						
2.2 DTI (66 kW) / 2.5 DTI (84 kW) / 2.5 CDTI (88/107/74 kW) / 2.5 D (59 kW) / 2.8 DTI (84 kW) / 3.0 DTI (100 kW) *		595 901 085 <b>G14</b>	600 402 083 <b>H3</b>	595 402 080 <b>G3</b>			019AGM 019
2.5 DTi (73 kW) *		595 901 085 <b>G14</b>	600 402 083 <b>H3</b>	595 402 080 <b>G3</b>			019AGM 019
<b>MOVANO Dumptruck (H9)</b>	01/99 →						
2.2 DTI (66 kW) / 2.5 D (59 kW) / 2.5 DTi (74 kW) / 2.5 CDTI (74/88/107 kW) / 2.8 DTI (84 kW) *		595 901 085 <b>G14</b>	600 402 083 <b>H3</b>	595 402 080 <b>G3</b>			019AGM 019
<b>VIVARO Combi (J7)</b>	08/01 →						
2.0 ECOTEC (86 kW) / 2.0 CDTI (66/84 kW) *		570 901 076 <b>E39</b>	585 200 080 <b>F18</b> 577 400 078 <b>E44</b>	580 406 074 <b>F17</b> 574 012 068 <b>E11</b>			096AGM 110 096
2.0 16V (88 kW) *		570 901 076 <b>E39</b>	577 400 078 <b>E44</b>	574 012 068 <b>E11</b>			096AGM 096
1.9 DI (60 kW) / 1.9 DTI (74 kW)			585 200 080 <b>F18</b>	580 406 074 <b>F17</b>			110
2.5 DTI (99 kW) / 2.5 CDTI (107/84 kW) *		595 901 085 <b>G14</b> 570 901 076 <b>E39</b>	600 402 083 <b>H3</b> 577 400 078 <b>E44</b>	595 402 080 <b>G3</b> 574 012 068 <b>E11</b>			019AGM 019 096AGM 096
<b>VIVARO Box (F7)</b>	08/01 →						
2.0 ECOTEC (86 kW) / 2.0 CDTI (66/84 kW) *		570 901 076 <b>E39</b>	585 200 080 <b>F18</b> 577 400 078 <b>E44</b>	580 406 074 <b>F17</b> 574 012 068 <b>E11</b>			096AGM 110 096
2.0 16V (88 kW) *		570 901 076 <b>E39</b>	577 400 078 <b>E44</b>	574 012 068 <b>E11</b>			096AGM 096
1.9 DI (60 kW)			585 200 080 <b>F18</b>	580 406 074 <b>F17</b>			110
1.9 DTI (74 kW) *			585 200 080 <b>F18</b>	580 406 074 <b>F17</b> 574 012 068 <b>E11</b>			110 096
2.5 DTI (99 kW) *		595 901 085 <b>G14</b>	600 402 083 <b>H3</b>	595 402 080 <b>G3</b> 574 012 068 <b>E11</b>			019AGM 019 096
2.5 CDTI (107 kW) *		595 901 085 <b>G14</b> 570 901 076 <b>E39</b>	600 402 083 <b>H3</b> 577 400 078 <b>E44</b>	595 402 080 <b>G3</b> 574 012 068 <b>E11</b>			019AGM 019 096AGM 096
<b>VIVARO Flatbed / Chassis (E7)</b>	01/06 →						
2.0 ECOTEC (86 kW) / 2.0 16V (88 kW) / 2.0 CDTI (66/84 kW) / 2.5 CDTI (84/107 kW) *		570 901 076 <b>E39</b>	577 400 078 <b>E44</b>	574 012 068 <b>E11</b>			096AGM 096
1.9 DTI (74 kW) *		570 901 076 <b>E39</b>	585 200 080 <b>F18</b> 577 400 078 <b>E44</b>	580 406 074 <b>F17</b> 574 012 068 <b>E11</b>			096AGM 110 096




FORD  
VW  
  
\* Adapter/Adattatore/Adaptateur/Adaptador/Адаптер  
Adapter/Adattatore/Adaptateur/Adaptador/Адаптер  
For cars with Start/Stop (Must replace AGM with AGM, EFB with EFB)  
Please check as 2 different size batteries can be fitted depending on electrical options




		<b>Start Stop Plus / Start Stop</b> ... B51 2 / B60 2	<b>SILVER dynamic</b> ... 316 2	<b>BLUE dynamic</b> ... 313 2	<b>BLACK dynamic</b> ... 312 2		<b>UK</b>
<b>PEUGEOT</b>							
<b>104</b>	10/72 - 06/88						
0.9 (33 kW) / 1.0 (32 kW) / 1.1 (37/42 kW) / 1.2 (42 kW) / 1.4 (53 kW)					545 077 030 B23		048
<b>104 Coupe</b>	09/73 - 06/88						
0.9 (33 kW) / 1.1 (37/42 kW) / 1.4 (53 kW)					545 077 030 B23		048
<b>106 I (1A, 1C)</b>	08/91 - 04/96						
1.0 (33 kW) / 1.1 (44 kW) *			552 401 052 C6 554 400 053 C30	542 400 039 B35 544 402 044 B18	541 400 036 A17		202 063 012
1.3 (72 kW) / 1.4 (51/55/69 kW) *			552 401 052 C6 554 400 053 C30	544 402 044 B18 552 400 047 C22	541 400 036 A17 545 412 040 B19		063 012
1.6 (65 kW)			554 400 053 C30	552 400 047 C22	545 412 040 B19		012
1.4 D (37 kW) / 1.5 D (40/43 kW) *			563 400 061 D15 554 400 053 C30	560 408 054 D24 552 400 047 C22	556 400 048 C14 545 412 040 B19		027 012
<b>106 II (1)</b>	04/96 →						
1.0 i (33 kW) / 1.1 i (40/44 kW) / 1.1 (42 kW) *			554 400 053 C30	542 400 039 B35			202 012
1.4 i (55 kW) / 1.6 i (65/74 kW) / 1.6 S16 (87 kW)			554 400 053 C30	552 400 047 C22	545 412 040 B19		012
1.5 D (40 kW)			563 400 061 D15	560 408 054 D24	556 400 048 C14		027
<b>107</b>	06/05 →						
1.0 (50 kW) / 1.4 HDi (40 kW) *			554 400 053 C30	542 400 039 B35			202 012
<b>205 I (741A/C)</b>	02/83 - 10/87						
1.0 (33 kW) / 1.1 (36/37 kW) / 1.3 (47 kW) / 1.4 (44/53/58/59 kW) / 1.5 (63 kW) / 1.6 (53/55/55 kW) / 1.6 GTI (76 kW) / 1.8 Rally (147 kW) / 1.9 GTI (75/94 kW) / 1.8 Rally 4x4 (147 kW)			554 400 053 C30	552 400 047 C22	545 412 040 B19		012
1.7 Diesel (44 kW) *		570 901 076 E39	577 400 078 E44	574 012 068 E11	570 409 064 E13		096AGM 096
<b>205 I Convertible (741B, 20D)</b>	04/86 - 12/94						
1.1 (40 kW) / 1.1 CJ (44 kW) / 1.4 CJ (44/49/55 kW) / 1.4 (50/62 kW) / 1.4 CT (58 kW) / 1.4 CJ CAT (44 kW) / 1.6 CJ (65 kW) / 1.6 CTI (76 kW) / 1.6 (85 kW) / 1.9 CTI (75 kW) / 1.9 (77 kW)			554 400 053 C30	552 400 047 C22	545 412 040 B19		012
1.9 CTi (92 kW) *		570 901 076 E39	577 400 078 E44	574 012 068 E11	570 409 064 E13		096AGM 096
<b>205 II (20A/C)</b>	01/87 - 09/98						
1.0 (33 kW) / 1.1 XA (40 kW) / 1.1 (36/40/44 kW) / 1.2 (47 kW) / 1.3 (47 kW) / 1.3 Rallye (74 kW) / 1.4 (44/49/50/53/55/58/62/55/63 kW) / 1.4 CAT (44 kW) / 1.6 (53/55/66 kW) / 1.6 Aut. (58/65 kW) / 1.6 GTI (76/85 kW) / 1.6 GTX (69 kW) / 1.9 GTI (75/88/94 kW) / 1.9 GTI CAT (75 kW) / 1.9 (77/89/96 kW)			554 400 053 C30	552 400 047 C22	545 412 040 B19		012
1.7 Diesel (44 kW) / 1.7 TD (57 kW) / 1.9 Diesel (47 kW) *		570 901 076 E39	577 400 078 E44	574 012 068 E11	570 409 064 E13		096AGM 096
1.8 XDT (58 kW) *		570 901 076 E39	577 400 078 E44	574 012 068 E11	570 409 064 E13		096AGM 096
1.9 Diesel (51 kW)			563 400 061 D15	560 408 054 D24	556 400 048 C14		027
<b>205 Box</b>	02/83 - 07/90						
1.8 D (44 kW)			563 400 061 D15	560 408 054 D24	556 400 048 C14		027
<b>205 Box</b>	03/94 →						
1.7 Diesel (44 kW) *		570 901 076 E39	577 400 078 E44	574 012 068 E11	570 409 064 E13		096AGM 096
<b>206 Hatchback (2A/C, T3E)</b>	08/98 →						
1.0 (45 kW) / 1.1 (40 kW)				542 400 039 B35			202
1.0 (48 kW)				542 400 039 B35			202
1.1 i (44 kW)			563 400 061 D15	560 408 054 D24	556 400 048 C14		027
1.4 i (55 kW) / 1.4 16V (65 kW) / 1.6 i (65 kW) / 1.6 16V (80 kW)			554 400 053 C30	552 400 047 C22	545 412 040 B19		012

FORD  
VW  
▲  
\*

Adapter/Adattatore/Adaptateur/Adaptador/Адаптер  
Adapter/Adattatore/Adaptateur/Adaptador/Адаптер  
For cars with Start/Stop (Must replace AGM with AGM, EFB with EFB)  
Please check as 2 different size batteries can be fitted depending on electrical options

**VARTA**  
BY JOHNSON CONTROLS

		<b>Start Stop Plus / Start Stop</b> ... B51 2 / B60 2	<b>SILVER dynamic</b> ... 316 2	<b>BLUE dynamic</b> ... 313 2	<b>BLACK dynamic</b> ... 312 2		<b>UK</b>
<b>PEUGEOT</b>							
<b>206 Hatchback (2A/C, T3E)</b>	08/98 →						
2.0 S16 (99 kW) / 2.0 RC (130 kW) / 1.4 HDi eco 70 (50 kW) / 1.6 HDi 110 (80 kW) / 1.9 D (51 kW) / 2.0 HDi 90 (66 kW)			563 400 061 D15	560 408 054 D24	556 400 048 C14		027
<b>206 Saloon</b>	03/07 →						
1.4 (55 kW)			554 400 053 C30	552 400 047 C22			012
1.6 16V (80 kW)			563 400 061 D15	560 408 054 D24			027
<b>206 SW (2E/K)</b>	07/02 →						
1.1 (44 kW)				542 400 039 B35			202
1.4 (55 kW) / 1.4 16V (65 kW) / 1.6 16V (80 kW)			554 400 053 C30	552 400 047 C22			012
2.0 16V (100 kW) / 1.4 HDi (50 kW) / 1.6 HDi 110 (80 kW) / 2.0 HDi (66 kW)			563 400 061 D15	560 408 054 D24			027
<b>206 CC (2D)</b>	09/00 →						
1.6 16V (80 kW)			554 400 053 C30	552 400 047 C22			012
2.0 S16 (100 kW) / 1.6 HDi 110 (80 kW)			563 400 061 D15	560 408 054 D24			027
<b>207 (WA_, WC_)</b>	02/06 →						
1.4 (53 kW) / 1.4 16V (65/70 kW) / 1.6 16V (80 kW) *			563 400 061 D15	552 400 047 C22			027 012
1.6 16V VTI (88 kW) / 1.6 16V RC (128 kW)			561 400 060 D21	560 409 054 D59			075
1.6 16V Turbo (110 kW) / 1.4 HDi (50 kW) / 1.6 HDi (66/80 kW)			563 400 061 D15	560 408 054 D24			027
<b>207 CC (WD_)</b>	02/07 →						
1.6 16V (88 kW) / 1.6 16V Turbo (110 kW)			563 400 061 D15	560 408 054 D24			027
1.6 HDi (80 kW) *		570 901 076 E39	577 400 078 E44	574 012 068 E11			096AGM 096
<b>207 SW (WK_)</b>	06/07 →						
1.4 (54 kW) / 1.4 16V (70 kW) *			563 400 061 D15	552 400 047 C22			027 012
1.6 16V (88 kW) *			563 400 061 D15	560 408 054 D24 552 400 047 C22 574 012 068 E11			027 012 096
1.6 HDi (66 kW)			563 400 061 D15	560 408 054 D24			027
<b>305 I (581A)</b>	11/77 - 09/82						
1.3 (44 kW) / 1.5 (54/65 kW)			563 400 061 D15	560 408 054 D24	556 400 048 C14		027
1.5 Diesel (36 kW) *		570 901 076 E39	577 400 078 E44	574 012 068 E11	570 409 064 E13		096AGM 096
<b>305 I Break (581D)</b>	08/80 - 09/82						
1.3 (44 kW) / 1.5 (54 kW)			563 400 061 D15	560 408 054 D24	556 400 048 C14		027
1.5 Diesel (36 kW) *		570 901 076 E39	577 400 078 E44	574 012 068 E11	570 409 064 E13		096AGM 096
<b>305 II (581M)</b>	10/82 - 07/90						
1.1 (43 kW) / 1.3 (44 kW) / 1.5 (50/54 kW) / 1.6 (54/55/66/69/71 kW) / 1.8 (59 kW) / 1.9 (72/75 kW)			563 400 061 D15	560 408 054 D24	556 400 048 C14		027
1.9 D (47 kW) / 1.8 D (44 kW) *		570 901 076 E39	577 400 078 E44	574 012 068 E11	570 409 064 E13		096AGM 096
<b>305 II Break (581E)</b>	10/82 - 07/90						
1.3 (44 kW) / 1.5 (50/54 kW) / 1.6 (54/55/66/71 kW) / 1.9 (72/75 kW)			563 400 061 D15	560 408 054 D24	556 400 048 C14		027
1.9 Diesel (47 kW) / 1.8 D (44 kW) *		570 901 076 E39	577 400 078 E44	574 012 068 E11	570 409 064 E13		096AGM 096
<b>306 Hatchback (7A, 7C, N3, N5)</b>	04/93 - 08/01						
1.1 (44 kW) / 1.4 (55 kW) / 1.6 (65/72 kW) / 1.8 (74 kW)			554 400 053 C30	552 400 047 C22	545 412 040 B19		012
1.6 (66 kW) / 1.8 (74 kW)			554 400 053 C30	552 400 047 C22			012
1.8 16V (81 kW) / 2.0 XSi (89 kW) / 2.0 16V (97 kW) / 2.0 S16 (110/112/120 kW) *			563 400 061 D15	552 400 047 C22	545 412 040 B19		027 012
1.9 D (51 kW) / 1.8 D (43 kW) / 1.9 DT (66 kW) / 2.0 HDi 90 (66 kW)			563 400 061 D15	560 408 054 D24	556 400 048 C14		027




		<b>Start Stop Plus / Start Stop</b> ... B51 2 / B60 2	<b>SILVER dynamic</b> ... 316 2	<b>BLUE dynamic</b> ... 313 2	<b>BLACK dynamic</b> ... 312 2		<b>UK</b>
<b>PEUGEOT</b>							
<b>306 (7B, N3, N5)</b>	04/93 - 05/01						
1.1 (44 kW) / 1.4 SL (55 kW) / 1.6 SR (65 kW) / 1.6 (72 kW)			554 400 053 C30	552 400 047 C22	545 412 040 B19		012
1.6 (66 kW)			554 400 053 C30	552 400 047 C22			012
1.8 16V (81 kW) / 1.8 ST (74 kW) / 2.0 ST (89 kW) / 2.0 (97 kW) / 2.0 S16 (110/112 kW) *			563 400 061 D15	552 400 047 C22	545 412 040 B19		027 012
1.8 (74 kW) / 1.8 D (44 kW) / 1.9 STD (51 kW) / 1.9 D (51/69/55 kW) / 1.9 SLD (47/50 kW) / 1.9 SRDT (66 kW) / 2.0 HDI 90 (66 kW)			563 400 061 D15	560 408 054 D24	556 400 048 C14		027
<b>306 Break (7E, N3, N5)</b>	06/94 - 04/02						
1.4 (55 kW) / 1.6 (65/72 kW) / 1.8 (74 kW)			554 400 053 C30	552 400 047 C22	545 412 040 B19		012
1.8 16V (81 kW) / 2.0 (97 kW) / 1.8 D (44 kW) *			563 400 061 D15	552 400 047 C22	545 412 040 B19		027 012
1.9 D (51 kW) / 1.9 TD (66 kW) / 2.0 HDI 90 (66 kW)			563 400 061 D15	560 408 054 D24	556 400 048 C14		027
<b>306 Convertible (7D, N3, N5)</b>	03/94 - 04/02						
1.6 (65 kW) / 1.8 (74 kW)			554 400 053 C30	552 400 047 C22	545 412 040 B19		012
1.8 (74 kW)			554 400 053 C30	552 400 047 C22	545 412 040 B19		012
1.8 16V (81 kW) / 2.0 (89 kW) / 2.0 16V (97 kW) *			563 400 061 D15	552 400 047 C22	545 412 040 B19		027 012
<b>307 (3A/C)</b>	08/00 →						
1.4 (55 kW) / 1.4 16V (65 kW) / 1.6 16V (80 kW) *			554 400 053 C30	542 400 039 B35			202 012
2.0 16V (100 kW) / 1.4 HDi (50 kW) / 1.6 HDi (66 kW) / 1.6 HDi 110 (80 kW) / 2.0 HDi 90 (66 kW)			563 400 061 D15	560 408 054 D24			027
2.0 HDi 110 (79 kW) / 2.0 HDi 135 (100 kW) *		570 901 076 E39		560 408 054 D24			027 096AGM 096
			577 400 078 E44				
<b>307 Break (3E)</b>	03/02 →						
1.4 (55 kW)			554 400 053 C30	552 400 047 C22			012
1.4 16V (65 kW) / 1.6 16V (80 kW) *			554 400 053 C30	542 400 039 B35			202 012
2.0 (100 kW) / 2.0 16V (103/130 kW) / 1.4 HDi (50 kW) / 1.6 HDi (66 kW) / 1.6 HDi 110 (80 kW) / 2.0 HDi 90 (66 kW)			563 400 061 D15	560 408 054 D24			027
2.0 HDi 110 (79 kW) *		570 901 076 E39	563 400 061 D15	560 408 054 D24			027 096AGM 096
			577 400 078 E44	574 012 068 E11			
2.0 HDi 135 (100 kW) *		570 901 076 E39		560 408 054 D24			027 096AGM 096
			577 400 078 E44				
<b>307 SW (3H)</b>	03/02 →						
1.4 (55 kW)			554 400 053 C30	552 400 047 C22			012
1.4 16V (65 kW) *			554 400 053 C30	542 400 039 B35			202 012
1.6 16V (80 kW) *			554 400 053 C30	552 400 047 C22			012 012
2.0 16V (100 kW) / 1.6 D (66 kW) / 1.6 HDi 110 (80 kW) / 2.0 HDi 90 (66 kW)			563 400 061 D15	542 400 039 B35			027
2.0 HDi 110 (79 kW) *		570 901 076 E39		560 408 054 D24			027 096AGM 096
			577 400 078 E44				
2.0 HDi 135 (100 kW) *		570 901 076 E39		560 408 054 D24			027 096AGM 096
			577 400 078 E44	574 012 068 E11			
<b>307 CC (3B)</b>	10/03 →						
1.6 16V (80 kW) *			554 400 053 C30	542 400 039 B35			202 012
2.0 16V (100 kW)			563 400 061 D15	560 408 054 D24			027




P

FORD  
VW  
▲  
\*

Adapter/Adattatore/Adaptateur/Adaptador/Адаптер  
Adapter/Adattatore/Adaptateur/Adaptador/Адаптер  
For cars with Start/Stop (Must replace AGM with AGM, EFB with EFB)  
Please check as 2 different size batteries can be fitted depending on electrical options

**VARTA**  
BY JOHNSON CONTROLS

		<b>Start Stop Plus / Start Stop</b> ... B51 2 / B60 2	<b>SILVER dynamic</b> ... 316 2	<b>BLUE dynamic</b> ... 313 2	<b>BLACK dynamic</b> ... 312 2		<b>UK</b>
<b>PEUGEOT</b>							
<b>307 CC (3B)</b>	10/03 →						
2.0 HDi 135 (100 kW) *		570 901 076 E39	577 400 078 E44	560 408 054 D24			027 096AGM 096
<b>308 (4A_, 4C_)</b>	09/07 →						
1.4 16V (70 kW) / 1.6 16V (128 kW)			563 400 061 D15	560 408 054 D24			027
1.6 16V (88 kW) *		570 901 076 E39	577 400 078 E44	560 408 054 D24			027 096AGM 096
1.6 HDi (66 kW) / 2.0 HDi (100 kW) *		570 901 076 E39	577 400 078 E44	574 012 068 E11			096AGM 096
<b>308 SW</b>	09/07 →						
1.6 16V (128 kW)			563 400 061 D15	560 408 054 D24			027
<b>309 I (10C, 10A)</b>	10/85 - 12/89						
1.1 (40 kW) / 1.3 (47 kW) / 1.3 XL (52 kW) / 1.4 (49/55/62/48 kW) / 1.5 (63 kW) / 1.6 (53/55/59/76/69/83 kW) / 1.6 CAT (55 kW)			554 400 053 C30	552 400 047 C22	545 412 040 B19		012
1.9 (72 kW) / 1.9 GTI (88/94 kW)			563 400 061 D15	560 408 054 D24	556 400 048 C14		027
1.9 D (47 kW) *		570 901 076 E39	577 400 078 E44	560 408 054 D24			027 096AGM 096
<b>309 II (3C, 3A)</b>	07/89 - 12/93						
1.1 (40 kW) / 1.4 (49/55 kW) / 1.6 (65/68/69 kW)			554 400 053 C30	552 400 047 C22	545 412 040 B19		012
1.6 GTi (85 kW) / 1.9 (72/80 kW) / 1.9 GTI (88 kW) / 1.9 GTI 16V (108/116 kW)			563 400 061 D15	560 408 054 D24	556 400 048 C14		027
1.8 Diesel (44 kW) / 1.8 TD (57 kW) / 1.9 Diesel (47 kW) *		570 901 076 E39	577 400 078 E44	560 408 054 D24			027 096AGM 096
<b>405 I (15B)</b>	01/87 - 12/93						
1.4 (47 kW) *			554 400 053 C30	542 400 039 B35	545 412 040 B19		202 012
1.6 (53 kW) / 1.6 4x4 (65 kW)			554 400 053 C30	552 400 047 C22	545 412 040 B19		012
1.9 (70 kW) / 1.9 Injection (77 kW) / 1.9 4x4 (80/88/93/116 kW) / 1.9 Sport MI-16 (108/116 kW) / 1.9 SPort MI-16 4x4 (108 kW)			563 400 061 D15	560 408 054 D24	556 400 048 C14		027
1.8 Turbo Diesel (66 kW) / 1.9 Diesel (47/51 kW) / 1.8 D 4x4 (66 kW) *		570 901 076 E39	577 400 078 E44	574 012 068 E11	570 409 064 E13		096AGM 096
<b>405 I Break (15E)</b>	06/87 - 08/92						
1.4 (47 kW) / 1.6 (53/55/65/66/68/69 kW) / 1.6 SRi 4x4 (65 kW)			554 400 053 C30	552 400 047 C22	545 412 040 B19		012
1.9 (70 kW) / 1.9 All-wheel Drive (77 kW) / 1.9 4x4 (80/88/108 kW) / 1.8 GLD (44 kW)			563 400 061 D15	560 408 054 D24	556 400 048 C14		027
1.8 TD (66 kW) / 1.8 DT 4x4 (66 kW) / 1.9 D (47/51 kW) *		570 901 076 E39	577 400 078 E44	574 012 068 E11	570 409 064 E13		096AGM 096
<b>405 II (4B)</b>	08/92 - 10/95						
1.4 (55 kW) / 1.6 (65 kW) / 1.8 (74 kW)			554 400 053 C30	552 400 047 C22	545 412 040 B19		012
2.0 (89 kW) / 2.0 X4 (89 kW) / 2.0 16V (110 kW) / 2.0 MI-16 (112 kW) / 2.0 T 16 X4 (144 kW)			563 400 061 D15	560 408 054 D24	556 400 048 C14		027
1.9 D (47 kW) / 1.9 TD (66 kW) *		570 901 076 E39	577 400 078 E44	574 012 068 E11	570 409 064 E13		096AGM 096
<b>405 II Break (4E)</b>	08/92 - 10/96						
1.4 (58 kW) / 1.6 (65 kW) / 1.8 (74 kW)			554 400 053 C30	552 400 047 C22	545 412 040 B19		012
2.0 (89 kW) / 2.0 4x4 (89 kW)			563 400 061 D15	560 408 054 D24	556 400 048 C14		027
1.9 D (47 kW) / 1.9 TD (66 kW) *		570 901 076 E39	577 400 078 E44	574 012 068 E11	570 409 064 E13		096AGM 096
<b>406 (8B)</b>	10/95 - 05/04						
1.6 (65 kW) / 1.8 16V (85/81 kW) / 1.8 (66 kW) / 2.0 16V (99/100/97 kW) / 2.0 16V HPI (103 kW) / 2.0 Turbo (108 kW) / 2.2 (116 kW) *			563 400 061 D15	552 400 047 C22	545 412 040 B19		027 012
1.8 (74 kW) / 2.0 (104 kW) / 1.9 SL (51 kW)			563 400 061 D15	560 408 054 D24	556 400 048 C14		027

		<b>Start Stop Plus / Start Stop</b> ... B51 2 / B60 2	<b>SILVER dynamic</b> ... 316 2	<b>BLUE dynamic</b> ... 313 2	<b>BLACK dynamic</b> ... 312 2		<b>UK</b>
<b>PEUGEOT</b>							
<b>406 (8B)</b>	10/95 - 05/04						
3.0 24V (140 kW) / 3.0 V6 (152 kW) / 1.9 D (55 kW) / 1.9 TD (66/68 kW) / 2.0 HDi 90 (66 kW) / 2.0 HDi 110 (79 kW) / 2.0 HDi 110 (80 kW) / 2.1 TD 12V (80 kW) / 2.2 HDi (98 kW) *		570 901 076 <b>E39</b>	577 400 078 <b>E44</b>	560 408 054 <b>D24</b>	556 400 048 <b>C14</b>		027 096AGM 096
<b>406 Break (8E/F)</b>	10/96 - 10/04						
1.8 16V (85 kW) / 1.8 (66 kW) / 2.0 16V (99/100/97 kW) / 2.0 16V HPi (103 kW) / 2.0 Turbo (108 kW) / 2.2 (116 kW) *			563 400 061 <b>D15</b>	552 400 047 <b>C22</b>			027 012
1.8 (74 kW) / 2.0 (104 kW)			563 400 061 <b>D15</b>	560 408 054 <b>D24</b>	556 400 048 <b>C14</b>		027
3.0 24V (140 kW) / 3.0 V6 (152 kW) / 1.9 D (55 kW) / 1.9 TD (66 kW) / 2.0 HDi 90 (66 kW) / 2.0 HDi 110 (79 kW) / 2.0 HDi 110 (80 kW) / 2.1 TD 12V (80 kW) / 2.2 HDi (98 kW) *		570 901 076 <b>E39</b>	577 400 078 <b>E44</b>	560 408 054 <b>D24</b>	556 400 048 <b>C14</b>		027 096AGM 096
<b>406 Coupe (8C)</b>	03/97 - 12/04						
1.8 (82 kW) / 2.0 16V (99/100/97 kW) / 2.2 (116 kW) *			563 400 061 <b>D15</b>	552 400 047 <b>C22</b>	545 412 040 <b>B19</b>		027 012
3.0 V6 24V (140 kW) / 3.0 V6 (152 kW) / 2.2 HDi (98 kW) *		570 901 076 <b>E39</b>	577 400 078 <b>E44</b>	560 408 054 <b>D24</b>	556 400 048 <b>C14</b>		027 096AGM 096
<b>407 (6D_)</b>	05/04 →						
1.8 (85 kW) / 1.8 16V (92 kW) *			563 400 061 <b>D15</b>	552 400 047 <b>C22</b>			027 012
2.0 (100 kW) / 2.0 16V (103 kW) / 2.2 (116 kW) / 2.2 16V (120 kW) / 3.0 (155 kW)			563 400 061 <b>D15</b>	560 408 054 <b>D24</b>			027
1.6 HDi 110 (80 kW) / 2.0 HDi 135 (100 kW) / 2.0 HDi (103 kW) / 2.7 HDi (150 kW) *		570 901 076 <b>E39</b>	577 400 078 <b>E44</b>	574 012 068 <b>E11</b>			096AGM 096
<b>407 SW (6E_)</b>	05/04 →						
1.8 (85 kW) / 1.8 16V (92 kW) *			563 400 061 <b>D15</b>	552 400 047 <b>C22</b>			027 012
2.0 (100 kW) / 2.0 16V (103 kW) / 2.2 (116 kW) / 2.2 16V (120 kW) / 3.0 (155 kW)			563 400 061 <b>D15</b>	560 408 054 <b>D24</b>			027
1.6 HDi 110 (80 kW) / 2.0 HDi 135 (100 kW) / 2.0 HDi (103 kW) / 2.2 HDi 170 (125 kW) / 2.7 HDi (150 kW) *		570 901 076 <b>E39</b>	577 400 078 <b>E44</b>	574 012 068 <b>E11</b>			096AGM 096
<b>407 Coupe (6C_)</b>	10/05 →						
2.2 16V (120 kW) / 3.0 V6 (155 kW)			563 400 061 <b>D15</b>	560 408 054 <b>D24</b>			027
2.0 HDi (100 kW) / 2.7 HDi (150 kW) *		570 901 076 <b>E39</b>	577 400 078 <b>E44</b>	574 012 068 <b>E11</b>			096AGM 096
<b>504 (A_, M_)</b>	07/68 - 07/86						
1.8 (58 kW) / 2.0 (71 kW) / 1.9 D (40 kW) / 2.3 D (51 kW)				570 413 063 <b>E24</b>			069
<b>504 Break (D_, F_)</b>	04/71 - 07/86						
1.8 (54 kW) / 2.0 (68 kW) / 2.1 D (48 kW) / 2.3 D (51 kW)				570 413 063 <b>E24</b>			069
<b>504 Coupe</b>	10/74 - 08/84						
2.0 (75 kW) / 2.7 (106 kW)				570 413 063 <b>E24</b>			069
<b>504 Convertible</b>	10/74 - 08/84						
2.0 (75 kW)				570 413 063 <b>E24</b>			069
<b>504 Pickup (E_)</b>	01/80 - 12/89						
1.6 (46 kW) / 1.8 (53 kW) / 1.9 D (40 kW) / 2.1 D (49 kW) / 2.3 D (51 kW)				570 413 063 <b>E24</b>			069
<b>505 (551A)</b>	05/79 - 12/93						
1.8 (55 kW) / 2.0 (66/71/72/79 kW) / 2.0 TI,STI (81 kW) / 2.0 GTi (83 kW) / 2.2 Turbo (132 kW)			563 400 061 <b>D15</b>	560 408 054 <b>D24</b>	556 400 048 <b>C14</b>		027

P




FORD  
VW  
▲  
\*

Adapter/Adattatore/Adaptateur/Adaptador/Адаптер  
Adapter/Adattatore/Adaptateur/Adaptador/Адаптер  
For cars with Start/Stop (Must replace AGM with AGM, EFB with EFB)  
Please check as 2 different size batteries can be fitted depending on electrical options

**VARTA**  
BY JOHNSON CONTROLS






# PEUGEOT

		<b>Start Stop Plus / Start Stop</b> ... B51 2 / B60 2	<b>SILVER dynamic</b> ... 316 2	<b>BLUE dynamic</b> ... 313 2	<b>BLACK dynamic</b> ... 312 2		<b>UK</b>
<b>PEUGEOT</b>							
<b>505 (551A)</b>	05/79 - 12/93						
2.2 (84 kW) / 2.2 GTI (90/96 kW) / 2.2 Turbo Injection (110/114/128 kW) / 2.8 GTI V6 (105 kW) / 2.3 Turbo Diesel (59 kW) / 2.5 Diesel (51/55 kW) / 2.5 Turbo Diesel (66/70/77 kW) *		570 901 076 E39	577 400 078 E44	574 012 068 E11	570 409 064 E13		096AGM 096
<b>505 Break (551D)</b>	04/82 - 12/93						
2.0 (60 kW)			563 400 061 D15	560 408 054 D24	556 400 048 C14		027
2.2 (84 kW) / 2.2 GTI (90 kW) / 2.3 Diesel (59 kW) / 2.5 Diesel (51/55 kW) / 2.5 Turbo Diesel (66/77 kW) / 2.2 Ti (96 kW) / 2.3 D (51 kW) / 2.5 D (70 kW) *		570 901 076 E39	577 400 078 E44	574 012 068 E11	570 409 064 E13		096AGM 096
<b>604 (561A_)</b>	08/77 - 07/87						
2.7 SL (100 kW) / 2.7 TI,STI (106 kW) / 2.8 GTI (110 kW)			563 400 061 D15	560 408 054 D24	556 400 048 C14		027
2.3 TD (59 kW) / 2.5 TD (66 kW) *		595 901 085 G14	600 402 083 H3	595 402 080 G3	590 122 072 F6		017 019AGM 019
<b>605 (6B)</b>	06/89 - 09/99						
2.0 (79 kW) / 2.0 16V (97 kW) / 2.0 Turbo (104/108 kW) / 3.0 (123 kW) / 3.0 V6 (140 kW) / 3.0 SV 24 (147 kW) *			563 400 061 D15	552 400 047 C22	545 412 040 B19		027 012
3.0 (123 kW)			563 400 061 D15	560 408 054 D24	556 400 048 C14		027
2.1 Turbo Diesel (80 kW) / 2.1 TD 12V (80 kW) / 2.1 D (60 kW) / 2.5 Turbo Diesel (95 kW) *		570 901 076 E39	577 400 078 E44	574 012 068 E11	570 409 064 E13		096AGM 096
<b>607 (9D, 9U)</b>	01/00 →						
2.0 (100 kW) / 2.2 16V (116/120 kW) / 3.0 V6 24V (152/155 kW) / 2.0 HDi (79 kW) / 2.0 HDi (80/100 kW) / 2.2 HDi (98 kW) / 2.7 HDi 24V (150 kW) *		570 901 076 E39	577 400 078 E44	574 012 068 E11			096AGM 096
<b>806 (221)</b>	06/94 - 08/02						
1.8 (73 kW) / 2.0 (89 kW) / 2.0 16V (97/100 kW) / 2.0 Turbo (108 kW)			563 400 061 D15	560 408 054 D24	556 400 048 C14		027
1.9 TD (66 kW) / 2.0 HDi (80 kW) / 2.0 HDi 16V (80 kW) / 2.1 td 12V (80 kW) *		570 901 076 E39	577 400 078 E44	574 012 068 E11	570 409 064 E13		096AGM 096
<b>807 (E)</b>	06/02 →						
2.0 (100 kW) / 2.0 16V (103 kW) / 2.2 (116 kW) / 3.0 V6 (150 kW)			563 400 061 D15	560 408 054 D24			027
2.0 HDi (79 kW) / 2.0 HDi (100 kW) / 2.2 HDi (94/125 kW) *		570 901 076 E39	577 400 078 E44	574 012 068 E11			096AGM 096
<b>1007 (KM_)</b>	04/05 →						
1.4 (54 kW) / 1.4 16V (65 kW) / 1.6 16V (80 kW) *			563 400 061 D15	552 400 047 C22			027 012
1.4 HDi (50 kW) / 1.6 HDi (80 kW)			563 400 061 D15	560 408 054 D24			027
<b>4007 (GP_)</b>	02/07 →						
2.2 HDi (115 kW)				595 404 083 G7			335
<b>BIPPER (AA_)</b>	02/08 →						
1.4 (54 kW)			554 400 053 C30	552 400 047 C22			012
1.4 HDi (50 kW)			563 400 061 D15	560 408 054 D24			027
<b>EXPERT (224)</b>	12/95 →						
1.6 (58 kW) / 1.8 (74 kW) / 2.0 (100 kW) / 1.9 D (51 kW)			563 400 061 D15	560 408 054 D24	556 400 048 C14		027
1.9 D (51 kW) / 1.9 TD (66/68 kW) *		570 901 076 E39	563 400 061 D15	560 408 054 D24			027 096AGM
2.0 HDi (80 kW) / 2.0 HDi (69 kW) *		570 901 076 E39	577 400 078 E44	574 012 068 E11			096AGM 096
<b>EXPERT Box (222)</b>	07/95 →						
1.6 (58 kW) / 1.8 (74 kW) / 2.0 (100 kW)			563 400 061 D15	560 408 054 D24	556 400 048 C14		027
1.9 D 70 (51 kW) / 1.9 D (51 kW) / 1.9 TD (66/68 kW) *		570 901 076 E39	563 400 061 D15	560 408 054 D24			027 096AGM
2.0 HDi (69 kW) *		570 901 076 E39	577 400 078 E44	574 012 068 E11			096AGM 096

FORD  
VW  
△  
\*

Adapter/Adattatore/Adaptateur/Adaptador/Адаптер  
Adapter/Adattatore/Adaptateur/Adaptador/Адаптер  
For cars with Start/Stop (Must replace AGM with AGM, EFB with EFB)  
Please check as 2 different size batteries can be fitted depending on electrical options





		<b>Start Stop Plus / Start Stop</b> ... B51 2 / B60 2	<b>SILVER dynamic</b> ... 316 2	<b>BLUE dynamic</b> ... 313 2	<b>BLACK dynamic</b> ... 312 2		<b>UK</b>
---	---	--	------------------------------------	----------------------------------	-----------------------------------	---	-----------

PEUGEOT							
<b>EXPERT Flatbed / Chassis (223)</b>	12/95 →						
1.6 (58 kW)			563 400 061 D15	560 408 054 D24	556 400 048 C14		027
1.9 D (51 kW) *		570 901 076 E39	577 400 078 E44	574 012 068 E11			096AGM 096
1.9 D (51 kW) / 1.9 TD (66/68 kW) *		570 901 076 E39	563 400 061 D15	560 408 054 D24			027 096AGM 096
2.0 HDi (69 kW) *		570 901 076 E39	577 400 078 E44	574 012 068 E11			096AGM 096
2.0 HDi (80 kW) *		570 901 076 E39	577 400 078 E44	574 012 068 E11			096AGM 096
<b>EXPERT Tepee (VF3V_)</b>	01/07 →						
2.0 16V (103 kW) / 1.6 HDi 90 (66 kW) / 2.0 HDi 120 (88 kW) / 2.0 HDi 140 (100 kW) *		570 901 076 E39	577 400 078 E44	574 012 068 E11			096AGM 096
<b>EXPERT Box (VF3A_, VF3U_, VF3X_)</b>	01/07 →						
2.0 16V (103 kW) / 1.6 HDi 90 (66 kW) / 2.0 HDi 120 (88 kW) / 2.0 HDi 140 (100 kW) *		570 901 076 E39	577 400 078 E44	574 012 068 E11			096AGM 096
<b>EXPERT Flatbed / Chassis</b>	01/07 →						
1.6 HDi 90 (66 kW) / 2.0 HDi 120 (88 kW) / 2.0 HDi 140 (100 kW) *		570 901 076 E39	577 400 078 E44	574 012 068 E11			096AGM 096
<b>PARTNER Combispace (5F)</b>	05/96 →						
1.1 (44 kW) / 1.4 (54/55 kW) / 1.6 16V (80 kW) / 1.8 (66 kW) *			563 400 061 D15	552 400 047 C22	545 412 040 B19		027 012
1.9 D (50 kW) / 1.9 D 4x4 (51 kW)			563 400 061 D15	560 408 054 D24			027
2.0 HDi (66 kW) / 2.0 HDi 4x4 (66 kW) *		570 901 076 E39	577 400 078 E44	560 408 054 D24			027 096AGM 096
<b>PARTNER Box (5)</b>	04/96 →						
1.1 (44 kW) / 1.4 (54/55 kW) / 1.4 BiFuel (55 kW) / 1.6 (80 kW) *			563 400 061 D15	552 400 047 C22	545 412 040 B19		027 012
1.8 (66 kW) *			563 400 061 D15	552 400 047 C22	545 079 030 B24		027 049 012
1.8 D (43 kW) / 1.9 D (50/51/51 kW) / 1.9 D 4x4 (51 kW)			563 400 061 D15	560 408 054 D24			027
1.8 D (44 kW) *			561 400 060 D21	560 408 054 D24			027 075
2.0 HDi (66 kW) / 2.0 HDi 4x4 (66 kW) *		570 901 076 E39	577 400 078 E44	560 408 054 D24			027 096AGM 096
<b>BOXER Bus (230P)</b>	03/94 - 04/02						
2.0 i (80 kW) / 2.0 i 4x4 (80 kW) / 1.9 D (51 kW) / 1.9 TD (66/68 kW) / 1.9 TD 4x4 (68 kW) *		570 901 076 E39	577 400 078 E44	574 012 068 E11	570 409 064 E13		096AGM 096
2.5 D (63 kW) / 2.5 D 4x4 (63 kW) / 2.5 TD (76 kW) / 2.5 TD 4x4 (76 kW) / 2.5 TDI (79 kW) / 2.5 TDI 4x4 (79 kW) / 2.8 HDi (94 kW) *		595 901 085 G14	600 402 083 H3	595 402 080 G3	590 122 072 F6		017 019AGM 019
<b>BOXER Box (230L)</b>	03/94 - 04/02						
2.0 i (80 kW) / 1.9 D (50/51 kW) / 1.9 TD (66/68 kW) / 2.0 HDi (62 kW) *		570 901 076 E39	577 400 078 E44	574 012 068 E11	570 409 064 E13		096AGM 096
2.5 D (63 kW) / 2.5 D 4x4 (63 kW) / 2.5 TD (76 kW) / 2.8 HDi (94 kW) *		595 901 085 G14	600 402 083 H3	595 402 080 G3	590 122 072 F6		017 019AGM 019
2.5 TDI (79 kW) / 2.5 TDI 4x4 (79 kW) *		595 901 085 G14	600 402 083 H3	595 402 080 G3	570 409 064 E13		019AGM 019 096
<b>BOXER Flatbed / Chassis (ZCT_)</b>	03/94 - 04/02						
2.0 i (80 kW) / 2.0 (81 kW) / 1.9 TD (66/68 kW) *		570 901 076 E39	577 400 078 E44	574 012 068 E11	570 409 064 E13		096AGM 096
2.5 D (63 kW) / 2.5 D 4x4 (63 kW) / 2.5 TD (76 kW) / 2.5 TDI (79 kW) / 2.5 TDI 4x4 (79 kW) / 2.8 HDi (94 kW) *		595 901 085 G14	600 402 083 H3	595 402 080 G3	590 122 072 F6		017 019AGM 019





FORD  
VW  
\*

Adapter/Adattatore/Adaptateur/Adaptador/Адаптер  
Adapter/Adattatore/Adaptateur/Adaptador/Адаптер  
For cars with Start/Stop (Must replace AGM with AGM, EFB with EFB)  
Please check as 2 different size batteries can be fitted depending on electrical options

  
BY JOHNSON CONTROLS

 		<b>Start Stop Plus / Start Stop</b> ... B51 2 / B60 2	<b>SILVER dynamic</b> ... 316 2	<b>BLUE dynamic</b> ... 313 2	<b>BLACK dynamic</b> ... 312 2		<b>UK</b>
<b>PEUGEOT</b>							
<b>BOXER Bus (244, Z_)</b>	04/02 →						
2.0 (81 kW) / 2.0 HDi (62 kW) / 2.2 HDi (74 kW) *		570 901 076 <b>E39</b>	577 400 078 <b>E44</b>	574 012 068 <b>E11</b>			096AGM 096
2.8 HDi (94 kW) / 2.8 HDi 4x4 (94 kW) *		595 901 085 <b>G14</b>	600 402 083 <b>H3</b>	595 402 080 <b>G3</b>			019AGM 019
<b>BOXER Box (244)</b>	04/02 →						
2.0 (81 kW) / 2.0 HDi (62 kW) / 2.2 HDi (74 kW) / 2.8 HDi (94 kW) *		570 901 076 <b>E39</b>	577 400 078 <b>E44</b>	574 012 068 <b>E11</b>			096AGM 096
2.8 HDi 4x4 (94 kW) / 2.8 HDi (107 kW) *		595 901 085 <b>G14</b>	600 402 083 <b>H3</b>	595 402 080 <b>G3</b>			019AGM 019
<b>BOXER Flatbed / Chassis (244)</b>	12/01 →						
2.0 HDi (62 kW) / 2.2 HDi (74 kW) *		570 901 076 <b>E39</b>	577 400 078 <b>E44</b>	574 012 068 <b>E11</b>			096AGM 096
2.8 HDi (94 kW) / 2.8 HDi 4x4 (94 kW) *		595 901 085 <b>G14</b>	600 402 083 <b>H3</b>	595 402 080 <b>G3</b>			019AGM 019
<b>BOXER Bus</b>	04/06 →						
2.2 HDi 100 (74 kW) / 2.2 HDi 120 (88 kW) / 3.0 HDi 160 (115 kW)			610 402 092 <b>I1</b>				020
<b>BOXER Box</b>	04/06 →						
2.2 HDi 100 (74 kW) / 2.2 HDi 120 (88 kW) / 3.0 D (115 kW) / 3.0 HDi 160 (116 kW)			610 402 092 <b>I1</b>				020
<b>BOXER Flatbed / Chassis</b>	04/06 →						
2.2 HDi 100 (74 kW) / 2.2 HDi 120 (88 kW) / 3.0 D (115 kW) / 3.0 HDi 160 (115 kW)			610 402 092 <b>I1</b>				020
<b>J5 Bus (280P)</b>	09/81 - 09/90						
2.0 (55 kW) / 2.0 Super 4x4 (58 kW) *		570 901 076 <b>E39</b>	577 400 078 <b>E44</b>	574 012 068 <b>E11</b>	570 409 064 <b>E13</b>		096AGM 096
2.5 D (54 kW) *		595 901 085 <b>G14</b>	600 402 083 <b>H3</b>	595 402 080 <b>G3</b>	590 122 072 <b>F6</b>		017 019AGM 019
<b>J5 Box (280L)</b>	09/81 - 09/90						
1.8 (51 kW) / 2.0 (55/58 kW)			563 400 061 <b>D15</b>	560 408 054 <b>D24</b>	556 400 048 <b>C14</b>		027
2.5 D (54 kW) / 2.5 DT (70 kW) *			600 402 083 <b>H3</b>	595 402 080 <b>G3</b>	590 122 072 <b>F6</b>		017 019
<b>J5 Flatbed / Chassis (280L)</b>	09/81 - 09/90						
1.8 (51 kW) / 2.0 (55/58 kW) *		570 901 076 <b>E39</b>	577 400 078 <b>E44</b>	574 012 068 <b>E11</b>	570 409 064 <b>E13</b>		096AGM 096
2.5 D (54 kW) *		595 901 085 <b>G14</b>	600 402 083 <b>H3</b>	595 402 080 <b>G3</b>	590 122 072 <b>F6</b>		017 019AGM 019
<b>J5 Bus (290P)</b>	09/90 - 03/94						
2.0 (62 kW) *		570 901 076 <b>E39</b>	577 400 078 <b>E44</b>	574 012 068 <b>E11</b>	570 409 064 <b>E13</b>		096AGM 096
1.9 D (51 kW) / 2.5 D (54 kW) / 2.5 D 4x4 (54 kW) / 2.5 TD (70 kW) / 2.5 TD 4x4 (70 kW) *		595 901 085 <b>G14</b>	600 402 083 <b>H3</b>	595 402 080 <b>G3</b>	590 122 072 <b>F6</b>		017 019AGM 019
<b>J5 Box (290L)</b>	09/90 - 03/94						
1.8 (51 kW) / 2.0 (62/69 kW) *		570 901 076 <b>E39</b>	577 400 078 <b>E44</b>	574 012 068 <b>E11</b>	570 409 064 <b>E13</b>		096AGM 096
1.9 D (51 kW) / 2.5 D (54 kW) / 2.5 DT (70 kW) / 2.5 D 4x4 (54 kW) / 2.5 TD 4x4 (70 kW) *		595 901 085 <b>G14</b>	600 402 083 <b>H3</b>	595 402 080 <b>G3</b>	590 122 072 <b>F6</b>		017 019AGM 019
<b>J5 Flatbed / Chassis (290L)</b>	09/90 - 03/94						
1.8 (51 kW) / 2.0 (62/69 kW) *		570 901 076 <b>E39</b>	577 400 078 <b>E44</b>	574 012 068 <b>E11</b>	570 409 064 <b>E13</b>		096AGM 096
1.9 D (51 kW) / 2.5 D (54 kW) / 2.5 D 4x4 (54 kW) / 2.5 TD (70 kW) / 2.5 TD 4x4 (70 kW) *		595 901 085 <b>G14</b>	600 402 083 <b>H3</b>	595 402 080 <b>G3</b>	590 122 072 <b>F6</b>		017 019AGM 019
<b>J9 Bus</b>	03/80 - 06/87						
2.0 (57 kW) / 2.3 D (49 kW) / 2.5 D (53 kW)				570 413 063 <b>E24</b>			069

FORD  
VW  
\* Adapter/Adattatore/Adaptateur/Adaptador/Адаптер  
Adapter/Adattatore/Adaptateur/Adaptador/Адаптер  
For cars with Start/Stop (Must replace AGM with AGM, EFB with EFB)  
Please check as 2 different size batteries can be fitted depending on electrical options




 		<b>Start Stop Plus / Start Stop</b> ... B51 2 / B60 2	<b>SILVER dynamic</b> ... 316 2	<b>BLUE dynamic</b> ... 313 2	<b>BLACK dynamic</b> ... 312 2		<b>UK</b>
<b>PEUGEOT</b>							
<b>J9 Box</b>	03/80 - 06/87						
1.6 (44 kW) / 2.0 (57 kW) / 2.1 D (41 kW) / 2.3 D (49 kW) / 2.5 D (53 kW)				570 413 063	E24		069
<b>J9 Flatbed / Chassis</b>	03/80 - 06/87						
2.0 (57 kW) / 2.3 D (49 kW) / 2.5 D (53 kW)				570 413 063	E24		069
<b>PIAGGIO</b>							
<b>PORTER Box</b>	05/95 →						
1.3 i 16V (48 kW) / 1.3 i 16V 4x4 (48 kW)						545 077 030	B23 048
1.2 D (26 kW) / 1.4 D (28 kW)		563 400 061	D15	560 408 054	D24	556 400 048	C14 027
<b>PORTER Flatbed / Chassis</b>	02/93 →						
1.0 (33 kW) / 1.3 i 16V (48 kW) / 1.3 i 16V 4x4 (48 kW)						545 077 030	B23 048
1.2 D (26 kW) / 1.4 D (28 kW)		563 400 061	D15	560 408 054	D24	556 400 048	C14 027
<b>PININFARINA</b>							
<b>SPIDEREUROPA (DS)</b>	03/82 - 11/85						
2000 (76 kW) / 2000 Volumex (99 kW)		563 401 061	D39	560 127 054	D43	545 413 040	B20 077
<b>PONTIAC</b>							
<b>PHOENIX</b>	04/79 - 12/81						
2.8 (85 kW)						545 413 040	B20 077
<b>PHOENIX Coupe</b>	04/79 - 12/81						
2.8 (86 kW)						545 413 040	B20 077
<b>SUNBIRD</b>	10/75 - 12/81						
3.8 (83 kW) *						556 401 048	C15 078
		563 401 061	D39	560 127 054	D43		077
<b>TRANS SPORT '89</b>	07/89 - 12/97						
2.3 (101 kW) / 3.1 (90/104 kW) / 3.8 (112/123/127 kW) *						556 401 048	C15 078
		563 401 061	D39	560 127 054	D43		077
<b>TRANS SPORT '97</b>	03/97 →						
3.4 (134 kW) *						556 401 048	C15 078
		563 401 061	D39	560 127 054	D43		077
<b>PORSCHE</b>							
<b>911</b>	01/63 - 11/90						
3.0 SC Carrera (154 kW) / 3.2 SC Carrera (152/170 kW) *		570 901 076	E39				096AGM 096
				577 400 078	E44	574 012 068	E11 570 409 064
3.0 SC (150 kW) / 3.2 (160 kW) / 3.3 SC Turbo (221 kW) / 3.3 Turbo (221 kW) / 3.3 Turbo S (243 kW) *		570 901 076	E39	585 200 080	F18		096AGM 110 096
						574 012 068	E11 570 409 064
<b>911 Targa</b>	11/64 - 11/90						
3.3 Turbo (221 kW) *		570 901 076	E39	585 200 080	F18		096AGM 110 096
						574 012 068	E11 570 409 064
<b>911 Convertible</b>	08/82 - 08/89						
3.0 SC (150 kW) / 3.1 SC Carrera (152/170 kW) / 3.1 Carrera Speedster (160/170 kW) *		570 901 076	E39				096AGM 096
				577 400 078	E44	574 012 068	E11 570 409 064
<b>911 (964)</b>	12/88 - 09/93						
3.3 Turbo (235 kW) / 3.3 Turbo S (261 kW) / 3.6 Turbo (265 kW) *		570 901 076	E39	585 200 080	F18		096AGM 110 096
						574 012 068	E11 570 409 064
3.6 Carrera (184 kW) / 3.6 Carrera 4 (184 kW) / 3.6 Carrera RS (191 kW) *		570 901 076	E39				096AGM 096
				577 400 078	E44	574 012 068	E11 570 409 064
<b>911 Convertible (964)</b>	05/89 - 06/94						
3.6 Carrera 4 (184 kW) / 3.6 Carrera (184 kW) *		570 901 076	E39				096AGM 096
				577 400 078	E44	574 012 068	E11 570 409 064
<b>911 (993)</b>	10/93 - 09/97						
3.6 Carrera (200 kW) / 3.6 Carrera 4 (200 kW) / 3.8 Carrera (210 kW) / 3.8 Carrera 4 (210 kW) / 3.8 Carrera RS (221 kW) / 3.8 Carrera RS 4 (221 kW) *		570 901 076	E39				096AGM 096
				577 400 078	E44	574 012 068	E11 570 409 064

FORD  
VW  
\*  
▲

Adapter/Adattatore/Adaptateur/Adaptador/Адаптер  
Adapter/Adattatore/Adaptateur/Adaptador/Адаптер  
For cars with Start/Stop (Must replace AGM with AGM, EFB with EFB)  
Please check as 2 different size batteries can be fitted depending on electrical options





**VARTA**  
BY JOHNSON CONTROLS

# PORSCHE

		<b>Start Stop Plus / Start Stop</b> ... B51 2 / B60 2	<b>SILVER dynamic</b> ... 316 2	<b>BLUE dynamic</b> ... 313 2	<b>BLACK dynamic</b> ... 312 2		<b>UK</b>
<b>PORSCHE</b>							
<b>911 (993)</b>	10/93 - 09/97						
3.6 Turbo 4 (300 kW) / 3.6 Turbo GT2 (316 kW) / 3.6 Turbo GT2 4 (316/331 kW) *		570 901 076 <b>E39</b>	585 200 080 <b>F18</b>	574 012 068 <b>E11</b>	570 409 064 <b>E13</b>		096AGM 110 096
<b>911 Targa (993)</b>	01/94 - 09/97						
3.6 Carrera (210 kW) / 3.7 Carrera (221 kW) *		570 901 076 <b>E39</b>	577 400 078 <b>E44</b>	574 012 068 <b>E11</b>	570 409 064 <b>E13</b>		096AGM 096
<b>911 Convertible (993)</b>	07/94 - 09/97						
3.6 Carrera (200 kW) / 3.6 Carrera 4 (200 kW) / 3.8 Carrera (210 kW) / 3.8 Carrera 4 (210 kW) / 3.8 Carrera RS (221 kW) / 3.8 Carrera RS 4 (221 kW) *		570 901 076 <b>E39</b>	577 400 078 <b>E44</b>	574 012 068 <b>E11</b>	570 409 064 <b>E13</b>		096AGM 096
<b>911 (996)</b>	09/97 - 08/05						
3.4 Carrera (221 kW) / 3.4 Carrera 4 (221 kW) / 3.6 Carrera (235 kW) / 3.6 Carrera 4 (235 kW) / 3.6 Carrera S (254 kW) / 3.6 Carrera 4S (254 kW) *		570 901 076 <b>E39</b>	577 400 078 <b>E44</b>	574 012 068 <b>E11</b>	570 409 064 <b>E13</b>		096AGM 096
3.6 GT3 (265 kW) / 3.6 Turbo 4 (309 kW) / 3.6 S (331 kW) / 3.6 Turbo 4S (331 kW) / 3.6 GT2 (340/355 kW) *		570 901 076 <b>E39</b>	585 200 080 <b>F18</b>	574 012 068 <b>E11</b>	570 409 064 <b>E13</b>		096AGM 110 096
<b>911 Convertible (996)</b>	02/98 - 08/05						
3.4 Carrera (221 kW) / 3.4 Carrera 4 (221 kW) / 3.6 Carrera (235 kW) / 3.6 Carrera 4 (235 kW) / 3.6 Carrera S (254 kW) / 3.6 Carrera 4S (254 kW) *		570 901 076 <b>E39</b>	577 400 078 <b>E44</b>	574 012 068 <b>E11</b>	570 409 064 <b>E13</b>		096AGM 096
3.6 Turbo 4 (309 kW) / 3.6 S (331 kW) / 3.6 Turbo 4S (331 kW) *		570 901 076 <b>E39</b>	585 200 080 <b>F18</b>	574 012 068 <b>E11</b>			096AGM 110 096
<b>911 Targa (996)</b>	12/01 - 08/05						
3.6 (235 kW) *		570 901 076 <b>E39</b>	585 200 080 <b>F18</b>	574 012 068 <b>E11</b>			096AGM 110 096
<b>911 (997)</b>	07/04 →						
3.6 Carrera (239 kW) / 3.6 Carrera 4 (239 kW) / 3.6 S (331 kW) / 3.8 Carrera S (261/280 kW) / 3.8 Carrera 4S (261/280 kW) *		570 901 076 <b>E39</b>	577 400 078 <b>E44</b>	574 012 068 <b>E11</b>			096AGM 096
3.6 Carrera (254 kW) / 3.6 Carrera 4 (254 kW) / 3.8 GT3 (320 kW) / 3.8 Carrera S (283 kW) / 3.8 Carrera 4S (283 kW) *		570 901 076 <b>E39</b>	585 200 080 <b>F18</b>	574 012 068 <b>E11</b>			096AGM 110 096
3.6 GT 2 (390 kW) *		570 901 076 <b>E39</b>	585 200 080 <b>F18</b>	574 012 068 <b>E11</b>			096AGM 110 096
<b>911 Convertible (997)</b>	04/05 →						
3.6 Carrera (239 kW) / 3.6 Carrera 4 (239 kW) / 3.8 Carrera S (261/280 kW) / 3.8 Carrera 4S (261/280 kW) *		570 901 076 <b>E39</b>	577 400 078 <b>E44</b>	574 012 068 <b>E11</b>			096AGM 096
3.6 Carrera (254 kW) / 3.6 Carrera 4 (254 kW) / 3.8 Carrera S (283 kW) / 3.8 Carrera 4S (283 kW) *		570 901 076 <b>E39</b>	585 200 080 <b>F18</b>	574 012 068 <b>E11</b>			096AGM 110 096
3.6 Turbo (353 kW) *		570 901 076 <b>E39</b>	585 200 080 <b>F18</b>	574 012 068 <b>E11</b>			096AGM 110 096
<b>911 Targa (997)</b>	10/08 →						
3.6 Carrera 4 (239 kW) / 3.6 Carrera 4 (254 kW) / 3.8 Carrera 4S (261/283 kW) *		570 901 076 <b>E39</b>	585 200 080 <b>F18</b>	574 012 068 <b>E11</b>			096AGM 110 096
<b>924</b>	11/75 - 07/88						
2.0 (92 kW) / 2.0 Turbo (130 kW) / 2.0 Carrera GT (154 kW) *			574 402 075 <b>E38</b>	560 409 054 <b>D59</b>	541 400 036 <b>A17</b>	VW VW VW	075 063 100

FORD  
VW  
▲  
\*

Adapter/Adattatore/Adaptateur/Adaptador/Адаптер  
Adapter/Adattatore/Adaptateur/Adaptador/Адаптер  
For cars with Start/Stop (Must replace AGM with AGM, EFB with EFB)  
Please check as 2 different size batteries can be fitted depending on electrical options




 		<b>Start Stop Plus / Start Stop</b> ... B51 2 / B60 2	<b>SILVER dynamic</b> ... 316 2	<b>BLUE dynamic</b> ... 313 2	<b>BLACK dynamic</b> ... 312 2		<b>UK</b>
<b>PORSCHE</b>							
<b>924</b>	11/75 - 07/88						
2.5 S (110 kW) *			574 402 075 <b>E38</b>	560 409 054 <b>D59</b>	553 400 047 <b>C10</b>	VW VW VW	075 100 065
<b>928</b>	09/77 - 11/95						
4.4 (177 kW) / 5.0 GT (243 kW) *		570 901 076 <b>E39</b>	577 400 078 <b>E44</b>	574 012 068 <b>E11</b>	570 409 064 <b>E13</b>		096AGM 096
4.7 (200 kW) *		570 901 076 <b>E39</b>	577 400 078 <b>E44</b>	574 012 068 <b>E11</b>	570 409 064 <b>E13</b>		096AGM 096
4.6 S (221 kW) *		570 901 076 <b>E39</b>	585 200 080 <b>F18</b> 577 400 078 <b>E44</b>	574 012 068 <b>E11</b>	570 409 064 <b>E13</b>		096AGM 110 096
4.9 S (212 kW) / 4.9 S,S4 (235 kW) / 5.4 GTS (257 kW) *		570 901 076 <b>E39</b>	585 200 080 <b>F18</b>	574 012 068 <b>E11</b>	570 409 064 <b>E13</b>		096AGM 110 096
5.0 S4 CAT (235 kW) *		570 901 076 <b>E39</b>	577 400 078 <b>E44</b>	574 012 068 <b>E11</b>	570 409 064 <b>E13</b>		096AGM 096
<b>944</b>	06/81 - 07/91						
2.5 (110 kW) / 2.5 S (140 kW) / 2.5 Turbo (162/184 kW) / 2.7 (121 kW) *			574 402 075 <b>E38</b>	560 409 054 <b>D59</b>	553 400 047 <b>C10</b>	VW VW VW	075 100 065
3.0 S2 (155 kW)			574 402 075 <b>E38</b>	572 409 068 <b>E43</b>	570 144 064 <b>E9</b>	VW	100
<b>944 Convertible</b>	12/88 - 07/91						
3.0 S2 (155 kW)			574 402 075 <b>E38</b>	572 409 068 <b>E43</b>	570 144 064 <b>E9</b>	VW	100
2.5 Turbo (184 kW)			574 402 075 <b>E38</b>	572 409 068 <b>E43</b>	570 144 064 <b>E9</b>	VW	100
<b>959</b>	01/86 - 04/91						
2.8 (330 kW)			577 400 078 <b>E44</b>	574 012 068 <b>E11</b>	570 409 064 <b>E13</b>	VW	096
<b>968</b>	06/91 - 11/95						
3.0 (176 kW) / 3.0 Turbo S (224 kW)			574 402 075 <b>E38</b>	572 409 068 <b>E43</b>	570 144 064 <b>E9</b>	VW	100
<b>968 Convertible</b>	06/91 - 11/95						
3.0 (176 kW)			574 402 075 <b>E38</b>	572 409 068 <b>E43</b>	570 144 064 <b>E9</b>	VW	100
<b>BOXSTER (986)</b>	09/96 →						
2.5 (150 kW) / 2.7 (162/168 kW) / S 3.2 (185/196 kW) / S 3.2 (191 kW)			585 200 080 <b>F18</b>	580 406 074 <b>F17</b>			110
<b>BOXSTER (987)</b>	11/04 →						
2.7 (176 kW) / S 3.2 (206 kW) / S 3.4 (217 kW)			585 200 080 <b>F18</b>	580 406 074 <b>F17</b>			110
2.9 (188 kW) / S 3.4 (223/228 kW)			585 200 080 <b>F18</b>	580 406 074 <b>F17</b>			110
<b>CARRERA GT</b>	07/03 →						
5.7 (450 kW)			585 200 080 <b>F18</b>	580 406 074 <b>F17</b>			110
<b>CAYENNE (955)</b>	09/02 →						
3.2 4S (177 kW) / GTS 4.8 (298 kW) / Turbo S 4.8 (397/404 kW) / 3.0 TDI (176 kW) *		595 901 085 <b>G14</b>	610 402 092 <b>I1</b>				019AGM 020
3.2 (184 kW) / 3.6 (213 kW) / S 4.5 (250 kW) / Turbo 4.5 (331 kW) / Turbo S 4.5 (368 kW) / S 4.8 (283 kW) / Turbo S 4.8 (368 kW) *		595 901 085 <b>G14</b>	610 402 092 <b>I1</b>				019AGM 020
<b>CAYMAN</b>	11/05 →						
2.9 (195 kW) / S 3.4 (217/235 kW) / S 3.4 Sport (223 kW) *		570 901 076 <b>E39</b>	585 200 080 <b>F18</b>	580 406 074 <b>F17</b>			096AGM 110
<b>PANAMERA</b>	09/09 →						
4.8 S (294 kW) / 4.8 4S (294 kW) / 4.8 Turbo (368 kW)		595 901 085 <b>G14</b>					019AGM
<b>PROTON</b>							
<b>AEROBACK Hatchback (C2_A, C9_L)</b>	10/88 - 11/96						
1.3 (55 kW) / 1.5 (66 kW) / 1.5 LX (66 kW) / 1.6 EX (70 kW)				560 411 054 <b>D48</b>			014
<b>GEN 2 (CM_)</b>	06/04 →						
1.3 (70 kW) / 1.6 (82 kW)				560 411 054 <b>D48</b>			014
<b>SALOON Saloon (C2_S)</b>	01/89 - 11/96						
1.5 (66 kW)				560 411 054 <b>D48</b>			014

FORD  
VW  
⚠  
\*




Adapter/Adattatore/Adaptateur/Adaptador/Адаптер  
Adapter/Adattatore/Adaptateur/Adaptador/Адаптер  
For cars with Start/Stop (Must replace AGM with AGM, EFB with EFB)  
Please check as 2 different size batteries can be fitted depending on electrical options

**VARTA**  
BY JOHNSON CONTROLS

# PROTON > RELIANT

		<b>Start Stop Plus / Start Stop</b> ... B51 2 / B60 2	<b>SILVER dynamic</b> ... 316 2	<b>BLUE dynamic</b> ... 313 2	<b>BLACK dynamic</b> ... 312 2		<b>UK</b>				
<b>PROTON</b>											
<b>PERSONA 300 (C9_M)</b>	03/96 →										
313i (55 kW) / 315 GLSi (64 kW) / 315 GLi/GLSi (66 kW) / 316 (70 kW) / 316 GLXi (83 kW) / 318 16V GTI (99 kW)				560 411 054	D48		014				
<b>PERSONA 400 Hatchback (C9_C, C9_S)</b>	01/94 →										
413 GLSi (55 kW) / 415 GLi/GLSi (66 kW) / 416 i (70 kW) / 416 GLXi (83 kW) / 418 GLXi (85 kW) / 420 GLS D (48 kW) / 420 D (60 kW)				560 411 054	D48		014				
<b>PERSONA 400 (C9_S)</b>	01/94 →										
413 (55 kW) / 415 GLi/GLSi (66 kW) / 416 GLXi (83 kW) / 418 (85 kW) / 420 GLS D (48 kW) / 420 TD (60 kW)				560 411 054	D48		014				
<b>IMPIAN</b>	09/01 →										
1.6 (76 kW)				560 411 054	D48		014				
<b>SATRIA (C9_M)</b>	04/96 →										
1.5 (64 kW) / 1.8 GTi (103 kW)				560 411 054	D48		014				
<b>WIRA</b>	08/00 →										
1.3 (55 kW) / 1.5 (64 kW)				560 411 054	D48		014				
<b>WIRA Hatchback</b>	08/00 →										
1.3 (55 kW) / 1.5 (64 kW)				560 411 054	D48		014				
<b>JUMBUCK Pickup</b>	02/02 →										
1.5 (64 kW)				560 411 054	D48		014				
<b>PUCH</b>											
<b>G-MODELL (W 460)</b>	03/79 - 08/93										
230 G (75 kW) / 230 GE (92 kW) / 280 GE (110 kW) *		570 901 076	E39	577 400 078	E44	560 408 054	D24	556 400 048	C14		027
240 GD (53 kW) / 250 GD (62 kW) / 300 GD (65 kW) *		570 901 076	E39	577 400 078	E44	574 012 068	E11	570 409 064	E13		096AGM 096
<b>G-MODELL (W 461)</b>	02/90 →										
230 GE (92 kW) *		570 901 076	E39	577 400 078	E44	560 408 054	D24	556 400 048	C14		027
290 GD/G 290 D (70 kW) / G 290 TD (88 kW) *						595 404 083	G7				017 335
<b>G-MODELL (W 463)</b>	09/89 →										
230 GE (93 kW) / 300 GE (125 kW) / G 320 (155 kW) *		570 901 076	E39	577 400 078	E44	560 408 054	D24	556 400 048	C14		027
G 36 AMG (200 kW) / G 500 (218 kW) / G 55 AMG (260 kW) / 300 GD (83 kW) / G 300 TD (130 kW) / 350 G Turbo D (100 kW) *		595 901 085	G14	600 402 083	H3	595 402 080	G3	590 122 072	F6		017 019AGM 019
<b>RELIANT</b>											
<b>KITTEN</b>	01/75 - 12/83										
850 (30 kW)						542 400 039	B35				202
<b>KITTEN Station Wagon</b>	01/75 - 12/83										
850 (30 kW)						542 400 039	B35				202
<b>SCIMITAR SABRE Roadster</b>	01/92 - 12/95										
1400 (55 kW) / 1.4 i (76 kW) / 1800 Ti (99 kW) / 2.0 i (99 kW)								545 079 030	B24		049
<b>SCIMITAR Station Wagon</b>	01/68 - 12/86										
2.8 GTE (99 kW)								545 079 030	B24		049
<b>SCIMITAR Cabriolet</b>	01/80 - 12/85										
2.8 GTC (99 kW)								545 079 030	B24		049
<b>SCIMITAR Roadster</b>	01/85 - 12/92										
1300 (51 kW) / 1400 (55 kW) / 1600 (71 kW) / 1800 Ti (99 kW)								545 079 030	B24		049

FORD  
VW  
\* Adapter/Adattatore/Adaptateur/Adaptador/Адаптер  
Adapter/Adattatore/Adaptateur/Adaptador/Адаптер  
For cars with Start/Stop (Must replace AGM with AGM, EFB with EFB)  
Please check as 2 different size batteries can be fitted depending on electrical options

		<b>Start Stop Plus / Start Stop</b> ... B51 2 / B60 2	<b>SILVER dynamic</b> ... 316 2	<b>BLUE dynamic</b> ... 313 2	<b>BLACK dynamic</b> ... 312 2		<b>UK</b>
---	---	--	------------------------------------	----------------------------------	-----------------------------------	---	-----------

RENAULT							
<b>AVANTIME (DE0_)</b>	09/01 - 05/03						
2.0 16V Turbo (120 kW) / 3.0 V6 (152 kW) *		570 901 076 <b>E39</b>					096AGM 096
			577 400 078 <b>E44</b>	574 012 068 <b>E11</b>			100
2.2 dCi (110 kW)			574 402 075 <b>E38</b>	572 409 068 <b>E43</b>			
<b>CLIO I (B/C57_, 5/357_)</b>	05/90 - 09/98						
1.1 (34 kW) / 1.2 (40/43/40/40 kW) / 1.4 (55 kW) *			552 401 052 <b>C6</b> 554 400 053 <b>C30</b>	544 402 044 <b>B18</b> 552 400 047 <b>C22</b>	541 400 036 <b>A17</b> 545 412 040 <b>B19</b>		063 012
1.1 (36 kW) *			552 401 052 <b>C6</b> 554 400 053 <b>C30</b>	544 402 044 <b>B18</b> 552 400 047 <b>C22</b>	541 400 036 <b>A17</b> 545 412 040 <b>B19</b>		063 012
1.2 (43 kW) *			552 401 052 <b>C6</b> 554 400 053 <b>C30</b>	544 402 044 <b>B18</b> 552 400 047 <b>C22</b>	541 400 036 <b>A17</b> 545 412 040 <b>B19</b>		063 012
1.4 (58 kW) / 1.4 (59 kW) *			563 400 061 <b>D15</b> 552 401 052 <b>C6</b> 554 400 053 <b>C30</b>	544 402 044 <b>B18</b> 552 400 047 <b>C22</b>	541 400 036 <b>A17</b> 545 412 040 <b>B19</b>		027 063 012
1.7 (68 kW)			554 400 053 <b>C30</b>	552 400 047 <b>C22</b>	545 412 040 <b>B19</b>		012
1.8 (65 kW) / 1.8 Rsi (79/80 kW) *			563 400 061 <b>D15</b> 561 400 060 <b>D21</b> 554 400 053 <b>C30</b>	560 409 054 <b>D59</b> 552 400 047 <b>C22</b>	545 412 040 <b>B19</b> 553 400 047 <b>C10</b>		027 075 012 065
1.8 (66 kW) *			561 400 060 <b>D21</b> 554 400 053 <b>C30</b>	560 408 054 <b>D24</b> 552 400 047 <b>C22</b>	545 412 040 <b>B19</b> 553 400 047 <b>C10</b>		027 075 012 065
1.8 (70 kW) *			563 400 061 <b>D15</b> 561 400 060 <b>D21</b> 554 400 053 <b>C30</b>	560 408 054 <b>D24</b> 552 400 047 <b>C22</b>	545 412 040 <b>B19</b> 553 400 047 <b>C10</b>		027 075 012 065
1.8 16V (99 kW) *			563 400 061 <b>D15</b> 561 400 060 <b>D21</b>	560 409 054 <b>D59</b> 552 400 047 <b>C22</b>	545 412 040 <b>B19</b> 553 400 047 <b>C10</b>		027 075 012 065
Williams (108 kW)			554 400 053 <b>C30</b>	552 400 047 <b>C22</b>	545 412 040 <b>B19</b>		012
1.9 D (40 kW) / 1.9 D (47 kW) *		570 901 076 <b>E39</b>					096AGM 100 096
			577 400 078 <b>E44</b>	574 012 068 <b>E11</b>	570 144 064 <b>E9</b> 570 409 064 <b>E13</b>		
<b>CLIO I Box (S57_)</b>	01/91 - 09/98						
1.1 (34 kW) / 1.2 (40/44 kW) *			552 401 052 <b>C6</b> 554 400 053 <b>C30</b>	544 402 044 <b>B18</b> 552 400 047 <b>C22</b>	541 400 036 <b>A17</b> 545 412 040 <b>B19</b>		063 012
1.2 (40 kW) *			552 401 052 <b>C6</b> 554 400 053 <b>C30</b>	544 402 044 <b>B18</b> 552 400 047 <b>C22</b>	541 400 036 <b>A17</b> 545 412 040 <b>B19</b>		063 012
1.9 RND (40 kW)			577 400 078 <b>E44</b>	574 012 068 <b>E11</b>	570 409 064 <b>E13</b>		096
1.9 D (48 kW) *		570 901 076 <b>E39</b>					096AGM 100 096
			577 400 078 <b>E44</b>	574 012 068 <b>E11</b>	570 144 064 <b>E9</b> 570 409 064 <b>E13</b>		
<b>CLIO II (BB0/1/2_, CB0/1/2_)</b>	09/98 →						
1.0 (40 kW) / 1.2 (44/55 kW)			552 401 052 <b>C6</b>	544 402 044 <b>B18</b>			063
1.2 (43 kW) *			552 401 052 <b>C6</b>	544 402 044 <b>B18</b> 552 400 047 <b>C22</b>	541 400 036 <b>A17</b> 545 412 040 <b>B19</b>		063 012
1.2 16V (55 kW)			552 401 052 <b>C6</b>	544 402 044 <b>B18</b>			063
1.4 (55 kW) / 1.4 16V (70 kW) / 1.6 (66 kW) / 1.6 16V (79 kW) *			563 400 061 <b>D15</b> 554 400 053 <b>C30</b>	560 408 054 <b>D24</b> 552 400 047 <b>C22</b>	556 400 048 <b>C14</b> 545 412 040 <b>B19</b>		027 012
1.4 16V (72 kW) *			563 400 061 <b>D15</b> 561 400 060 <b>D21</b> 554 400 053 <b>C30</b>	560 408 054 <b>D24</b> 544 402 044 <b>B18</b> 552 400 047 <b>C22</b>			027 027 075 063 012 012
-06/01 07/01- 07/01- -06/01							
2.0 16V Sport (124 kW)			554 400 053 <b>C30</b>	552 400 047 <b>C22</b>			012
2.0 16V Sport (132 kW)			552 401 052 <b>C6</b>	544 402 044 <b>B18</b>			063
3.0 V6 Sport (166 kW)			574 402 075 <b>E38</b>	572 409 068 <b>E43</b>			100
1.5 dCi (47 kW)			561 400 060 <b>D21</b>	560 409 054 <b>D59</b>			075
1.5 dCi (48 kW)			561 400 060 <b>D21</b>	560 409 054 <b>D59</b>			075




FORD  
VW  
▲  
\*

Adapter/Adattatore/Adaptateur/Adaptador/Адаптер  
Adapter/Adattatore/Adaptateur/Adaptador/Адаптер  
For cars with Start/Stop (Must replace AGM with AGM, EFB with EFB)  
Please check as 2 different size batteries can be fitted depending on electrical options




**VARTA**  
BY JOHNSON CONTROLS



# RENAULT

		<b>Start Stop Plus / Start Stop</b> ... B51 2 / B60 2	<b>SILVER dynamic</b> ... 316 2	<b>BLUE dynamic</b> ... 313 2	<b>BLACK dynamic</b> ... 312 2		<b>UK</b>
<b>RENAULT</b>							
<b>CLIO II (BB0/1/2_, CB0/1/2_)</b>	09/98 →						
1.5 D (50 kW) / 1.9 D (48 kW) *			561 400 060 <b>D21</b>	560 408 054 <b>D24</b>			027 075
1.5 dCi (59 kW) *			561 400 060 <b>D21</b>	560 408 054 <b>D24</b> 560 409 054 <b>D59</b>			027 075
1.9 D (47 kW)			563 400 061 <b>D15</b>	560 408 054 <b>D24</b>	556 400 048 <b>C14</b>		027
1.9 dTi (59 kW) *		570 901 076 <b>E39</b>	563 400 061 <b>D15</b> 577 400 078 <b>E44</b>	560 408 054 <b>D24</b> 574 012 068 <b>E11</b>	570 409 064 <b>E13</b>		027 096AGM 096
<b>CLIO II Box (SB0/1/2_)</b>	09/98 →						
1.1 (43 kW)			554 400 053 <b>C30</b>	552 400 047 <b>C22</b>	545 412 040 <b>B19</b>		012
1.2 (44 kW)			554 400 053 <b>C30</b>	552 400 047 <b>C22</b>	545 412 040 <b>B19</b>		012
1.6 (79 kW) / 1.5 dCi (50/59/60 kW)			561 400 060 <b>D21</b>	560 409 054 <b>D59</b>			075
1.5 dCi (48 kW)			561 400 060 <b>D21</b>	560 409 054 <b>D59</b>			075
1.9 D (40 kW) / 1.9 DTi (59 kW)			574 402 075 <b>E38</b>	572 409 068 <b>E43</b>	570 144 064 <b>E9</b>		100
1.9 D (47 kW) *			563 400 061 <b>D15</b> 574 402 075 <b>E38</b>	560 408 054 <b>D24</b> 572 409 068 <b>E43</b>	570 144 064 <b>E9</b>		027 100
<b>CLIO III (BR0/1, CR0/1)</b>	05/05 →						
1.2 16V (48 kW) / 1.4 16V (72 kW) *			561 400 060 <b>D21</b> 552 401 052 <b>C6</b>	560 409 054 <b>D59</b> 544 402 044 <b>B18</b>			075 063
1.2 16V Hi-Flex (55 kW) / 1.2 (57 kW)			552 401 052 <b>C6</b>	544 402 044 <b>B18</b>			063
1.6 16V (65 kW) / 2.0 16V (102 kW) / 2.0 16V Sport (145 kW)			561 400 060 <b>D21</b>	560 409 054 <b>D59</b>			075
1.6 16V GT (94 kW) / 2.0 16V Sport (148 kW) / 1.5 dCi (48 kW) / 1.5 D (60 kW)			561 400 060 <b>D21</b>	560 409 054 <b>D59</b>			075
1.5 dCi (47 kW) *			561 400 060 <b>D21</b> 574 402 075 <b>E38</b>	560 409 054 <b>D59</b> 572 409 068 <b>E43</b>			075 100
1.5 dCi (50 kW) *			561 400 060 <b>D21</b> 574 402 075 <b>E38</b>	560 409 054 <b>D59</b> 572 409 068 <b>E43</b>			075 100
<b>CLIO Grandtour (KR0/1_)</b>	02/08 →						
1.2 16V (55 kW)			552 401 052 <b>C6</b>	544 402 044 <b>B18</b>			063
1.2 16V Hi-Flex (55 kW)			552 401 052 <b>C6</b>	544 402 044 <b>B18</b>			063
1.2 16V (74 kW)			561 400 060 <b>D21</b>	560 409 054 <b>D59</b>			075
1.6 16V (82 kW) *			563 400 061 <b>D15</b> 574 402 075 <b>E38</b>	560 408 054 <b>D24</b> 572 409 068 <b>E43</b>			027 100
1.6 16V (94 kW) / 2.0 16V Sport (148 kW)			563 400 061 <b>D15</b>	560 408 054 <b>D24</b>			027
1.5 dCi (50 kW) *			561 400 060 <b>D21</b> 585 200 080 <b>F18</b>	560 408 054 <b>D24</b> 580 406 074 <b>F17</b>			027 075 110
<b>ESPACE I (J11_)</b>	07/84 - 12/92						
2.0 (74 kW) / 2.0 i (87 kW) / 2.0 i Quadra (87 kW) *			563 400 061 <b>D15</b> 554 400 053 <b>C30</b>	560 408 054 <b>D24</b> 552 400 047 <b>C22</b>	545 412 040 <b>B19</b>		027 012
2.2 (79 kW) / 2.2 Quadra (79 kW) *			563 400 061 <b>D15</b> 561 400 060 <b>D21</b> 554 400 053 <b>C30</b>	560 408 054 <b>D24</b> 560 409 054 <b>D59</b> 552 400 047 <b>C22</b>	545 412 040 <b>B19</b> 553 400 047 <b>C10</b>		027 075 012 065
2.2 Quadra (81 kW) *			561 400 060 <b>D21</b> 554 400 053 <b>C30</b>	560 408 054 <b>D24</b> 560 409 054 <b>D59</b>	553 400 047 <b>C10</b>		027 075 012 065
2.1 TD (65 kW) *		570 901 076 <b>E39</b>	577 400 078 <b>E44</b>	574 012 068 <b>E11</b>	570 144 064 <b>E9</b> 570 409 064 <b>E13</b>		096AGM 100 096
<b>ESPACE II (J/S63_)</b>	01/91 - 12/96						
2.0 (76 kW) / 2.2 4x4 (79 kW) / 2.8 V6 (110 kW) / 2.1 TD (66 kW) *		570 901 076 <b>E39</b>	577 400 078 <b>E44</b>	574 012 068 <b>E11</b>	570 144 064 <b>E9</b> 570 409 064 <b>E13</b>		096AGM 100 096
2.2 (79 kW) / 2.1 TD (65 kW) *		570 901 076 <b>E39</b>	577 400 078 <b>E44</b>	574 012 068 <b>E11</b>	570 144 064 <b>E9</b>		096AGM 100 096
2.1 RTDT Quadra (65 kW) *		570 901 076 <b>E39</b>	577 400 078 <b>E44</b>	574 012 068 <b>E11</b>	570 144 064 <b>E9</b> 570 409 064 <b>E13</b>		096AGM 100 096

FORD Adapter/Adattatore/Adaptateur/Adaptador/Адаптер  
 VW Adapter/Adattatore/Adaptateur/Adaptador/Адаптер  
 \* For cars with Start/Stop (Must replace AGM with AGM, EFB with EFB)  
 Please check as 2 different size batteries can be fitted depending on electrical options





		<b>Start Stop Plus / Start Stop</b> ... B51 2 / B60 2	<b>SILVER dynamic</b> ... 316 2	<b>BLUE dynamic</b> ... 313 2	<b>BLACK dynamic</b> ... 312 2		<b>UK</b>
<b>RENAULT</b>							
<b>ESPACE III (JE0_)</b>	11/96 - 10/02						
2.0 (84 kW) / 2.0 (102 kW) / 2.0 16V (103 kW) *		570 901 076 E39	563 400 061 D15 561 400 060 D21	560 408 054 D24 560 409 054 D59			027 075 096AGM 065 096
			577 400 078 E44	574 012 068 E11	553 400 047 C10 570 409 064 E13		
3.0 (123 kW) / 3.0 V6 24V (140 kW) / 1.9 dTi (72 kW) / 2.2 12V TD (83 kW) / 2.2 dCi (95 kW) *		570 901 076 E39			570 144 064 E9 570 409 064 E13		096AGM 100 096
			577 400 078 E44	574 012 068 E11			
2.2 dCi (85 kW) / 2.2 D (84 kW) *		570 901 076 E39					096AGM 096
			577 400 078 E44	574 012 068 E11			
<b>ESPACE IV (JK0/1_)</b>	11/02 →						
2.0 (98 kW)			574 402 075 E38	572 409 068 E43			100
2.0 (100 kW) / 2.0 Turbo (120 kW) / 2.0 (125 kW) / 3.5 V6 (177 kW)			574 402 075 E38	572 409 068 E43			100
1.9 dCi (85 kW) *		570 901 076 E39					096AGM 110 096
			585 200 080 F18 577 400 078 E44	580 406 074 F17 574 012 068 E11			
1.9 dCi (88 kW) *		570 901 076 E39					096AGM 110 096
			585 200 080 F18 577 400 078 E44	580 406 074 F17 574 012 068 E11			
2.0 dCi (96 kW) / 2.2 dCi (102/110 kW) / 3.0 dCi (130/133 kW)			585 200 080 F18	580 406 074 F17			110
<b>FLUENCE</b>	02/10 →						
1.6 16V (81 kW) / 2.0 16V (103 kW)			552 401 052 C6	544 402 044 B18			063
1.5 dCi (63 kW) *		570 901 076 E39					096AGM 096
			577 400 078 E44	574 012 068 E11			
<b>FUEGO (136_)</b>	02/80 - 11/92						
1.4 TL/GTL (47 kW) / 1.6 (52 kW) / 1.6 TS/GTS (71 kW)					545 077 030 B23		048
1.6 Turbo (97 kW) / 2.0 TX/GTX (81 kW)			554 400 053 C30	552 400 047 C22	545 412 040 B19		012
2.1 TD (65 kW) *		570 901 076 E39					096AGM 100 096
			577 400 078 E44	574 012 068 E11	570 144 064 E9 570 409 064 E13		
<b>KANGOO (KC0/1_)</b>	08/97 →						
1.2 (43 kW) / 1.4 (55 kW) *			563 400 061 D15 552 401 052 C6	544 402 044 B18 552 400 047 C22	541 400 036 A17 545 412 040 B19		027 063 012
1.2 16V (55 kW) *			561 400 060 D21 552 401 052 C6	544 402 044 B18			075 063
1.6 16V bivalent (60 kW)			554 400 053 C30	552 400 047 C22			012
1.6 (66 kW) / 1.6 16V (70 kW) / 1.6 16V 4x4 (70 kW) *			563 400 061 D15 554 400 053 C30	552 400 047 C22	545 412 040 B19		027 012
1.5 dCi (42 kW) / D 55 1.9 (40 kW) *		570 901 076 E39					096AGM 096
			577 400 078 E44	574 012 068 E11			
1.5 dCi (48 kW) / 1.9 dTi (59 kW) / 1.9 dCi 4x4 (59/62 kW) *		570 901 076 E39					027 096AGM 096
			563 400 061 D15 577 400 078 E44	560 408 054 D24 574 012 068 E11			
D 65 1.9 (47 kW) *		570 901 076 E39					027 096AGM 096
			577 400 078 E44	574 012 068 E11	570 409 064 E13		
1.9 RXED (48 kW) *		570 901 076 E39					096AGM 096
			577 400 078 E44	574 012 068 E11	570 409 064 E13		
<b>KANGOO Express (FC0/1_)</b>	08/97 →						
1.0 (40 kW)			552 401 052 C6	544 402 044 B18			063
1.2 (43 kW) *			563 400 061 D15 552 401 052 C6	544 402 044 B18 552 400 047 C22	541 400 036 A17 545 412 040 B19		027 063 012
1.2 (44 kW) *			561 400 060 D21 552 401 052 C6 554 400 053 C30	544 402 044 B18 552 400 047 C22	541 400 036 A17 545 412 040 B19		075 063 012


FORD  
VW  
▲  
\*




Adapter/Adattatore/Adaptateur/Adaptador/Адаптер  
Adapter/Adattatore/Adaptateur/Adaptador/Адаптер  
For cars with Start/Stop (Must replace AGM with AGM, EFB with EFB)  
Please check as 2 different size batteries can be fitted depending on electrical options

**VARTA**  
BY JOHNSON CONTROLS

# RENAULT

 		<b>Start Stop Plus / Start Stop</b> ... B51 2 / B60 2	<b>SILVER dynamic</b> ... 316 2	<b>BLUE dynamic</b> ... 313 2	<b>BLACK dynamic</b> ... 312 2		<b>UK</b>
<b>RENAULT</b>							
<b>KANGOO Express (FC0/1_)</b>	08/97 →						
1.2 16V (55 kW) *			561 400 060 <b>D21</b> 552 401 052 <b>C6</b>	544 402 044 <b>B18</b>			075 063
1.4 (55 kW) *			563 400 061 <b>D15</b> 552 401 052 <b>C6</b> 554 400 053 <b>C30</b>	560 408 054 <b>D24</b> 544 402 044 <b>B18</b> 552 400 047 <b>C22</b>	541 400 036 <b>A17</b> 545 412 040 <b>B19</b>		027 063 012
1.6 16V (70 kW) / 1.6 16V 4x4 (70 kW) *			563 400 061 <b>D15</b> 554 400 053 <b>C30</b>	560 408 054 <b>D24</b> 552 400 047 <b>C22</b>			027 012
1.5 dCi (42 kW) *		570 901 076 <b>E39</b>	574 402 075 <b>E38</b> 577 400 078 <b>E44</b>	572 409 068 <b>E43</b> 574 012 068 <b>E11</b>			096AGM 100 096
1.5 dCi (48 kW) *		570 901 076 <b>E39</b>	563 400 061 <b>D15</b> 574 402 075 <b>E38</b> 577 400 078 <b>E44</b>	560 408 054 <b>D24</b> 572 409 068 <b>E43</b> 574 012 068 <b>E11</b>			027 096AGM 100 096
D 55 1.9 (40 kW) *		570 901 076 <b>E39</b>	577 400 078 <b>E44</b>	574 012 068 <b>E11</b>	570 144 064 <b>E9</b> 570 409 064 <b>E13</b>		096AGM 100 096
D 65 1.9 (47 kW) *		570 901 076 <b>E39</b>	577 400 078 <b>E44</b>	560 408 054 <b>D24</b> 574 012 068 <b>E11</b>	570 409 064 <b>E13</b>		027 096AGM 096
1.9 D (48 kW) *		570 901 076 <b>E39</b>	577 400 078 <b>E44</b>	574 012 068 <b>E11</b>	570 409 064 <b>E13</b>		096AGM 096
1.9 dTi (59 kW) / 1.9 dCi 4x4 (59 kW) / 1.9 dCi (62 kW) *		570 901 076 <b>E39</b>	563 400 061 <b>D15</b> 577 400 078 <b>E44</b>	560 408 054 <b>D24</b> 574 012 068 <b>E11</b>	570 409 064 <b>E13</b>		027 096AGM 096
<b>KANGOO (KW0/1_)</b>	02/08 →						
1.6 (64 kW) / 1.6 16V (78 kW) *			563 400 061 <b>D15</b> 554 400 053 <b>C30</b>	560 408 054 <b>D24</b> 552 400 047 <b>C22</b>			027 012
1.6 16V Hi-Flex (78 kW) *			563 400 061 <b>D15</b> 554 400 053 <b>C30</b>	560 408 054 <b>D24</b> 552 400 047 <b>C22</b>			027 012
1.5 dCi (50 kW) *		570 901 076 <b>E39</b>	577 400 078 <b>E44</b>	574 012 068 <b>E11</b>			096AGM 096
1.5 dCi (63 kW) *		570 901 076 <b>E39</b>	577 400 078 <b>E44</b>	570 412 063 <b>E23</b> 574 012 068 <b>E11</b>			096AGM 068 096
<b>KANGOO Express (FW0/1_)</b>	02/08 →						
1.6 (64 kW) / 1.6 16V (78 kW) *			563 400 061 <b>D15</b> 554 400 053 <b>C30</b>	560 408 054 <b>D24</b> 552 400 047 <b>C22</b>			027 012
1.5 dCi (50 kW) *		570 901 076 <b>E39</b>	574 402 075 <b>E38</b> 577 400 078 <b>E44</b>	572 409 068 <b>E43</b> 574 012 068 <b>E11</b>			096AGM 100 096
1.5 dCi (66 kW)			574 402 075 <b>E38</b>	572 409 068 <b>E43</b>			100
<b>KANGOO BE BOP (KW0/1_)</b>	02/09 →						
1.6 (78 kW)			561 400 060 <b>D21</b>	560 409 054 <b>D59</b>			075
1.5 dCi (76 kW)			574 402 075 <b>E38</b>	572 409 068 <b>E43</b>			100
<b>KOLEOS (VY_)</b>	09/08 →						
2.0 dCi (110 kW) / 2.0 dCi 4x4 (110 kW) *		570 901 076 <b>E39</b>	577 400 078 <b>E44</b>	574 012 068 <b>E11</b>			096AGM 096
<b>LAGUNA (B56_, 556_)</b>	11/93 - 03/01						
1.6 16V (79 kW) / 1.8 16V (88 kW) *	10/99- -09/99  -09/99		561 400 060 <b>D21</b> 552 401 052 <b>C6</b>  577 400 078 <b>E44</b>	560 409 054 <b>D59</b> 544 402 044 <b>B18</b>  574 012 068 <b>E11</b>	570 144 064 <b>E9</b> 553 400 047 <b>C10</b>		075 063 100 065 096
1.8 (66 kW) / 2.0 (70/80 kW) / 2.0 (83 kW) *			563 400 061 <b>D15</b> 561 400 060 <b>D21</b>	560 409 054 <b>D59</b> 552 400 047 <b>C22</b>	545 412 040 <b>B19</b> 553 400 047 <b>C10</b>		027 075 012 065
1.8 (69 kW) / 1.8 i (92 kW) / 2.0 (103/102 kW) *			561 400 060 <b>D21</b>	560 409 054 <b>D59</b>	553 400 047 <b>C10</b>		075 065

FORD Adapter/Adattatore/Adaptateur/Adaptador/Адаптер  
 VW Adapter/Adattatore/Adaptateur/Adaptador/Адаптер  
 For cars with Start/Stop (Must replace AGM with AGM, EFB with EFB)  
 \* Please check as 2 different size batteries can be fitted depending on electrical options

		<b>Start Stop Plus / Start Stop</b> ... B51 2 / B60 2	<b>SILVER dynamic</b> ... 316 2	<b>BLUE dynamic</b> ... 313 2	<b>BLACK dynamic</b> ... 312 2		<b>UK</b>
---	---	--	------------------------------------	----------------------------------	-----------------------------------	---	-----------




RENAULT							
<b>LAGUNA (B56_, 556_)</b>	11/93 - 03/01						
2.0 16V (102 kW) *			563 400 061 <b>D15</b> 561 400 060 <b>D21</b>	560 408 054 <b>D24</b> 560 409 054 <b>D59</b>	556 400 048 <b>C14</b> 553 400 047 <b>C10</b>		027 075 065
2.0 (84 kW) *			563 400 061 <b>D15</b> 561 400 060 <b>D21</b>	560 408 054 <b>D24</b> 560 409 054 <b>D59</b>	556 400 048 <b>C14</b> 553 400 047 <b>C10</b>		027 075 065
2.0 16V (103 kW) *			561 400 060 <b>D21</b> 552 401 052 <b>C6</b>	560 409 054 <b>D59</b>	553 400 047 <b>C10</b>		075 063 065
3.0 24V (140 kW) / 3.0 (123 kW) *		570 901 076 <b>E39</b>	563 400 061 <b>D15</b> 577 400 078 <b>E44</b>	560 408 054 <b>D24</b> 574 012 068 <b>E11</b>	556 400 048 <b>C14</b> 570 409 064 <b>E13</b>		027 096AGM 096
1.9 dTi (72 kW) / 1.9 dCi (79 kW) *	-09/99 10/99- -09/99	570 901 076 <b>E39</b>	563 400 061 <b>D15</b> 574 402 075 <b>E38</b> 577 400 078 <b>E44</b>	572 409 068 <b>E43</b> 552 400 047 <b>C22</b> 574 012 068 <b>E11</b>	570 144 064 <b>E9</b> 570 409 064 <b>E13</b>		027 096AGM 100 012 096
2.2 D (61 kW) *		570 901 076 <b>E39</b>	577 400 078 <b>E44</b>	574 012 068 <b>E11</b>	570 144 064 <b>E9</b> 570 409 064 <b>E13</b>		096AGM 100 096
2.2 dT (83 kW) *	-09/99 -09/99 10/99- -09/99	570 901 076 <b>E39</b>	574 402 075 <b>E38</b> 577 400 078 <b>E44</b>	572 409 068 <b>E43</b> 574 012 068 <b>E11</b>	570 144 064 <b>E9</b> 570 409 064 <b>E13</b>		096AGM 100 100 096 096
<b>LAGUNA Grandtour (K56_)</b>	09/95 - 03/01						
1.6 16V (79 kW) / 1.8 16V (88 kW) *	10/99- -09/99 -09/99		561 400 060 <b>D21</b> 552 401 052 <b>C6</b> 577 400 078 <b>E44</b>	560 409 054 <b>D59</b> 544 402 044 <b>B18</b> 574 012 068 <b>E11</b>	570 144 064 <b>E9</b> 553 400 047 <b>C10</b>		075 063 100 065 096
1.8 (66 kW) / 2.0 (83 kW) *			563 400 061 <b>D15</b> 561 400 060 <b>D21</b>	560 409 054 <b>D59</b> 552 400 047 <b>C22</b>	545 412 040 <b>B19</b> 553 400 047 <b>C10</b>		027 075 012 065
2.0 (84 kW) *			561 400 060 <b>D21</b>	560 409 054 <b>D59</b>	553 400 047 <b>C10</b>		075 065
2.0 16V (102 kW) *			563 400 061 <b>D15</b> 561 400 060 <b>D21</b>	560 408 054 <b>D24</b> 560 409 054 <b>D59</b>	556 400 048 <b>C14</b> 553 400 047 <b>C10</b>		027 075 065
2.0 16V (103 kW) *			561 400 060 <b>D21</b> 552 401 052 <b>C6</b>	560 409 054 <b>D59</b>	553 400 047 <b>C10</b>		075 063 065
3.0 24V (140 kW) / 3.0 (123 kW) *		570 901 076 <b>E39</b>	563 400 061 <b>D15</b> 574 402 075 <b>E38</b> 577 400 078 <b>E44</b>	560 408 054 <b>D24</b> 572 409 068 <b>E43</b> 574 012 068 <b>E11</b>	556 400 048 <b>C14</b> 570 144 064 <b>E9</b> 570 409 064 <b>E13</b>		027 096AGM 100 096
1.9 dTi (72 kW) / 1.9 dCi (79 kW) *	-09/99 10/99- -09/99	570 901 076 <b>E39</b>	563 400 061 <b>D15</b> 574 402 075 <b>E38</b> 577 400 078 <b>E44</b>	572 409 068 <b>E43</b> 552 400 047 <b>C22</b> 574 012 068 <b>E11</b>	570 144 064 <b>E9</b> 570 409 064 <b>E13</b>		027 096AGM 100 012 096
2.2 D (61 kW) *		570 901 076 <b>E39</b>	574 402 075 <b>E38</b> 577 400 078 <b>E44</b>	572 409 068 <b>E43</b> 574 012 068 <b>E11</b>	570 144 064 <b>E9</b> 570 409 064 <b>E13</b>		096AGM 100 096
2.2 dT (83 kW) *	03/96-09/99 10/99-03/01 03/96-09/99	570 901 076 <b>E39</b>	574 402 075 <b>E38</b> 577 400 078 <b>E44</b>	572 409 068 <b>E43</b> 574 012 068 <b>E11</b>	570 144 064 <b>E9</b> 570 409 064 <b>E13</b>		096AGM 100 100 096 096
<b>LAGUNA II (BG0/1_)</b>	03/01 →						
1.6 16V (79 kW) / 1.8 16V (85/88/89 kW) *			561 400 060 <b>D21</b> 574 402 075 <b>E38</b>	560 409 054 <b>D59</b>			075 100

FORD  
VW  
▲  
\*

Adapter/Adattatore/Adaptateur/Adaptador/Адаптер  
Adapter/Adattatore/Adaptateur/Adaptador/Адаптер  
For cars with Start/Stop (Must replace AGM with AGM, EFB with EFB)  
Please check as 2 different size batteries can be fitted depending on electrical options




**VARTA**  
BY JOHNSON CONTROLS

# RENAULT

		<b>Start Stop Plus / Start Stop</b> ... B51 2 / B60 2	<b>SILVER dynamic</b> ... 316 2	<b>BLUE dynamic</b> ... 313 2	<b>BLACK dynamic</b> ... 312 2		<b>UK</b>
---	---	--	------------------------------------	----------------------------------	-----------------------------------	---	-----------

RENAULT							
<b>LAGUNA II (BG0/1_)</b>	03/01 →						
1.8 16V (86 kW)			561 400 060 <b>D21</b>	560 409 054 <b>D59</b>			075
2.0 16V (99 kW) / 2.0 16V IDE (103 kW) / 2.0 16V Turbo (120 kW) *			574 402 075 <b>E38</b>	572 409 068 <b>E43</b>			075 100
3.0 V6 24V (152 kW) / 1.9 dCi (68/74/79/81/88/96 kW) / 1.9 dCi (77 kW) / 2.0 dCi (110/127 kW) / 2.2 dCi (102/110 kW)			574 402 075 <b>E38</b>	572 409 068 <b>E43</b>			100
2.2 dCi (85 kW) *		570 901 076 <b>E39</b>	574 402 075 <b>E38</b> 577 400 078 <b>E44</b>	572 409 068 <b>E43</b> 574 012 068 <b>E11</b>			096AGM 100 096
<b>LAGUNA II Grandtour (KG0/1_)</b>	03/01 →						
1.6 FlexFuel (76 kW) / 1.8 16V (86 kW)			561 400 060 <b>D21</b>	560 409 054 <b>D59</b>			075
1.6 16V (79 kW) / 1.8 16V (85/88/89 kW) *			561 400 060 <b>D21</b> 574 402 075 <b>E38</b>	560 409 054 <b>D59</b>			075 100
2.0 (95 kW) / 2.0 16V (99/125/150 kW) / 2.0 16V IDE (103 kW) / 2.0 16V Turbo (120 kW) *			561 400 060 <b>D21</b> 574 402 075 <b>E38</b>	560 409 054 <b>D59</b> 572 409 068 <b>E43</b>			075 100
3.0 V6 24V (152 kW) / 1.9 dCi (68/74/79/81/88/96 kW) / 1.9 dCi (77 kW) / 2.0 dCi (110/127 kW) / 2.2 dCi (102/110 kW)			574 402 075 <b>E38</b>	572 409 068 <b>E43</b>			100
2.2 dCi (85 kW) *		570 901 076 <b>E39</b>	574 402 075 <b>E38</b> 577 400 078 <b>E44</b>	572 409 068 <b>E43</b> 574 012 068 <b>E11</b>			096AGM 100 096
<b>LAGUNA III (BT0/1)</b>	10/07 →						
1.6 16V (81 kW)			563 400 061 <b>D15</b>	560 408 054 <b>D24</b>			027
2.0 16V (103 kW) / 2.0 16V Turbo (125 kW)			563 400 061 <b>D15</b>	560 408 054 <b>D24</b>			027
2.0 GT (150 kW) / 2.0 dCi (127 kW) / 2.0 dCi GT (131 kW) / 3.0 dCi (173 kW) *		570 901 076 <b>E39</b>	577 400 078 <b>E44</b>	574 012 068 <b>E11</b>			096AGM 096
1.5 dCi (81 kW) *		570 901 076 <b>E39</b>	577 400 078 <b>E44</b>	574 012 068 <b>E11</b>			096AGM 096
2.0 dCi (96 kW) *		570 901 076 <b>E39</b>	585 200 080 <b>F18</b> 577 400 078 <b>E44</b>	580 406 074 <b>F17</b> 574 012 068 <b>E11</b>			096AGM 110 096
<b>LAGUNA III Grandtour (KT0/1)</b>	10/07 →						
1.6 16V (81 kW)			563 400 061 <b>D15</b>	560 408 054 <b>D24</b>			027
2.0 16V (103 kW) / 2.0 16V Turbo (125 kW)			563 400 061 <b>D15</b>	560 408 054 <b>D24</b>			027
2.0 GT (150 kW) / 2.0 dCi (127 kW) / 2.0 dCi GT (131 kW) / 3.0 dCi (173 kW) *		570 901 076 <b>E39</b>	577 400 078 <b>E44</b>	574 012 068 <b>E11</b>			096AGM 096
1.5 dCi (81 kW) *		570 901 076 <b>E39</b>	577 400 078 <b>E44</b>	574 012 068 <b>E11</b>			096AGM 096
2.0 dCi (96 kW) *		570 901 076 <b>E39</b>	585 200 080 <b>F18</b> 577 400 078 <b>E44</b>	580 406 074 <b>F17</b> 574 012 068 <b>E11</b>			096AGM 110 096
<b>LAGUNA Coupe (DT0/1)</b>	09/08 →						
2.0 16V Turbo (125 kW)			563 400 061 <b>D15</b>	560 408 054 <b>D24</b>			027
2.0 GT (150 kW) / 3.5 V6 (175 kW) / 2.0 dCi (110/127 kW) / 2.0 dCi GT (131 kW) / 3.0 dCi (173 kW) *		570 901 076 <b>E39</b>	577 400 078 <b>E44</b>	574 012 068 <b>E11</b>			096AGM 096
<b>MEGANE I (BA0/1_)</b>	08/95 - 08/03						
1.4 Eco (52 kW) / 1.4 e (55 kW) / 1.6 i (55 kW) / 1.6 e (66 kW)			554 400 053 <b>C30</b>	552 400 047 <b>C22</b>	545 412 040 <b>B19</b>		012
1.4 16V (70 kW) *			561 400 060 <b>D21</b> 554 400 053 <b>C30</b>	552 400 047 <b>C22</b>	545 412 040 <b>B19</b>		075 012
1.6 (64 kW)			554 400 053 <b>C30</b>	552 400 047 <b>C22</b>			012
1.6 16V (79 kW)			563 400 061 <b>D15</b>	560 408 054 <b>D24</b>	556 400 048 <b>C14</b>		027
1.8 16V (85 kW) *			561 400 060 <b>D21</b>	552 400 047 <b>C22</b>	545 412 040 <b>B19</b>		075 012
2.0 i (80 kW) / 2.0 16V (108 kW)			563 400 061 <b>D15</b>	560 408 054 <b>D24</b>	556 400 048 <b>C14</b>		027
1.9 D Eco (47 kW) / 1.9 dT (66 kW) / 1.9 TDI (69 kW) / 1.9 dTi (72 kW) / 1.9 dCi (75 kW) *		570 901 076 <b>E39</b>	577 400 078 <b>E44</b>	574 012 068 <b>E11</b>	570 144 064 <b>E9</b>		096AGM 100 096

FORD Adapter/Adattatore/Adaptateur/Adaptador/Адаптер  
 VW Adapter/Adattatore/Adaptateur/Adaptador/Адаптер  
 \* For cars with Start/Stop (Must replace AGM with AGM, EFB with EFB)  
 Please check as 2 different size batteries can be fitted depending on electrical options

		<b>Start Stop Plus / Start Stop</b> ... B51 2 / B60 2	<b>SILVER dynamic</b> ... 316 2	<b>BLUE dynamic</b> ... 313 2	<b>BLACK dynamic</b> ... 312 2		<b>UK</b>
---	---	--	------------------------------------	----------------------------------	-----------------------------------	---	-----------




RENAULT							
<b>MEGANE I (BA0/1_)</b>	08/95 - 08/03						
1.9 dTi (59 kW) *		570 901 076 E39	561 400 060 D21	560 409 054 D59			075 096AGM 096
			577 400 078 E44	574 012 068 E11			096AGM 096
1.9 DTi (60 kW) / 1.9 D (69 kW) / 1.9 DCi (77 kW) *		570 901 076 E39	577 400 078 E44	574 012 068 E11			096AGM 096
<b>MEGANE I Classic (LA0/1_)</b>	09/96 - 08/03						
1.4 (55 kW) / 1.6 i (55 kW) / 1.6 e (66 kW)			554 400 053 C30	552 400 047 C22	545 412 040 B19		012
1.4 16V (70 kW) *			561 400 060 D21				075
			554 400 053 C30	552 400 047 C22	545 412 040 B19		012
1.6 16V (79 kW) / 1.8 16V (85 kW) *		570 901 076 E39				570 144 064 E9	096AGM 100
			554 400 053 C30	552 400 047 C22	545 412 040 B19		012
			577 400 078 E44	574 012 068 E11			096
2.0 i (80 kW) / 2.0 RT (112 kW)			563 400 061 D15	560 408 054 D24	556 400 048 C14		027
1.9 D (47 kW) / 1.9 dT (66 kW) / 1.9 TDi (69 kW) / 1.9 dTi (72 kW) / 1.9 dCi (75 kW) *		570 901 076 E39				570 144 064 E9	096AGM 100
			577 400 078 E44	574 012 068 E11			096
1.9 dTi (59 kW) *		570 901 076 E39	561 400 060 D21	560 409 054 D59			075 096AGM 096
			577 400 078 E44	574 012 068 E11			096
<b>MEGANE I Grandtour (KA0/1_)</b>	03/99 - 08/03						
1.4 e (55 kW) / 1.6 e (66 kW)			554 400 053 C30	552 400 047 C22	545 412 040 B19		012
1.4 16V (70 kW) *			561 400 060 D21				075
			554 400 053 C30	552 400 047 C22	545 412 040 B19		012
1.6 16V (79 kW) *		570 901 076 E39				570 144 064 E9	096AGM 100
			554 400 053 C30	552 400 047 C22	545 412 040 B19		012
			577 400 078 E44	574 012 068 E11			096
1.8 16V (85 kW) *		570 901 076 E39	563 400 061 D15	560 408 054 D24			027 096AGM 012
			554 400 053 C30	552 400 047 C22			096
			577 400 078 E44	574 012 068 E11			096
1.9 D (47 kW) / 1.9 dTi (72 kW) / 1.9 dCi (75 kW) *		570 901 076 E39				570 144 064 E9	096AGM 100
			577 400 078 E44	574 012 068 E11			096
1.9 dTi (59 kW) *		570 901 076 E39	561 400 060 D21	560 409 054 D59			075 096AGM 096
			577 400 078 E44	574 012 068 E11			096
<b>MEGANE I Coach (DA0/1_)</b>	03/96 - 08/03						
1.4 16V (70 kW) *			561 400 060 D21				075
			554 400 053 C30	552 400 047 C22	545 412 040 B19		012
1.6 e (66 kW)			554 400 053 C30	552 400 047 C22	545 412 040 B19		012
1.6 16V (79 kW) *		570 901 076 E39	561 400 060 D21			570 144 064 E9	075 096AGM 100
			554 400 053 C30	552 400 047 C22	545 412 040 B19		012
			577 400 078 E44	574 012 068 E11			096
2.0 i (80 kW) / 2.0 16V (108 kW)			563 400 061 D15	560 408 054 D24	556 400 048 C14		027
2.0 16V (102 kW) / 2.0 16V IDE (103 kW) *		570 901 076 E39	563 400 061 D15	560 408 054 D24			027 096AGM 096
			577 400 078 E44	574 012 068 E11			096
1.9 dTi (72 kW) / 1.9 dCi (75 kW) *		570 901 076 E39				570 144 064 E9	096AGM 100
			577 400 078 E44	574 012 068 E11			096
1.9 DCi (77 kW) *		570 901 076 E39	577 400 078 E44	574 012 068 E11			096AGM 096
<b>MEGANE I Cabriolet (EA0/1_)</b>	10/96 - 08/03						
1.4 16V (70 kW) *			561 400 060 D21				075
			554 400 053 C30	552 400 047 C22	545 412 040 B19		012
1.6 e (66 kW)			554 400 053 C30	552 400 047 C22	545 412 040 B19		012

FORD  
VW  
▲  
\*




Adapter/Adattatore/Adaptateur/Adaptador/Адаптер  
Adapter/Adattatore/Adaptateur/Adaptador/Адаптер  
For cars with Start/Stop (Must replace AGM with AGM, EFB with EFB)  
Please check as 2 different size batteries can be fitted depending on electrical options

  
BY JOHNSON CONTROLS

# RENAULT

		<b>Start Stop Plus / Start Stop</b> ... B51 2 / B60 2	<b>SILVER dynamic</b> ... 316 2	<b>BLUE dynamic</b> ... 313 2	<b>BLACK dynamic</b> ... 312 2		<b>UK</b>
<b>RENAULT</b>							
<b>MEGANE I Cabriolet (EA0/1_)</b>	10/96 - 08/03						
1.6 16V (79 kW) *		570 901 076 <b>E39</b>	554 400 053 <b>C30</b> 577 400 078 <b>E44</b>	552 400 047 <b>C22</b> 574 012 068 <b>E11</b>	570 144 064 <b>E9</b> 545 412 040 <b>B19</b>		096AGM 100 012 096
2.0 (84 kW) / 2.0 i (80 kW) / 2.0 16V (108 kW)			563 400 061 <b>D15</b>	560 408 054 <b>D24</b>	556 400 048 <b>C14</b>		027
2.0 16V (102 kW) / 2.0 16V IDE (103 kW) *		570 901 076 <b>E39</b>	563 400 061 <b>D15</b> 577 400 078 <b>E44</b>	560 408 054 <b>D24</b> 574 012 068 <b>E11</b>			027 096AGM 096
<b>MEGANE Scenic (JA0/1_)</b>	01/97 - 10/99						
1.4 i (55 kW) *			561 400 060 <b>D21</b>	560 408 054 <b>D24</b> 560 409 054 <b>D59</b>	553 400 047 <b>C10</b>		027 075 065
1.6 i (55 kW) / 1.6 e (66 kW) / 1.9 D (47 kW) / 1.9 dT (66 kW) / 1.9 dTi (72 kW) *		570 901 076 <b>E39</b>	577 400 078 <b>E44</b>	574 012 068 <b>E11</b>			096AGM 096
2.0 i (80 kW) / 2.0 RXE 4x4 (84 kW)			563 400 061 <b>D15</b>	560 408 054 <b>D24</b>	556 400 048 <b>C14</b>		027
2.0 i (84 kW) *			563 400 061 <b>D15</b> 561 400 060 <b>D21</b>	560 408 054 <b>D24</b>	556 400 048 <b>C14</b>		027 075
<b>MEGANE II (BM0/1_, CM0/1_)</b>	11/02 →						
1.4 16V (60 kW) / 1.6 16V (82/83 kW) / 2.0 16V (99 kW) / 2.0 16V Turbo (120 kW) / 2.0 Renault Sport (165 kW) *			561 400 060 <b>D21</b> 574 402 075 <b>E38</b>	560 409 054 <b>D59</b>			075 100
1.6 (77 kW) / 1.6 Flex-Fuel (77 kW) / 2.0 (169 kW)			561 400 060 <b>D21</b>	560 409 054 <b>D59</b>			075
1.5 dCi (60 kW) / 1.9 dCi (68/81/88/96 kW) / 2.0 dCi (110 kW) *			574 402 075 <b>E38</b>	560 409 054 <b>D59</b> 572 409 068 <b>E43</b>			075 100
1.5 dCi (76 kW) / 2.0 dCi (127 kW) *			574 402 075 <b>E38</b>	560 409 054 <b>D59</b> 572 409 068 <b>E43</b>			075 100
1.9 dCi (66 kW)			574 402 075 <b>E38</b>	572 409 068 <b>E43</b>			100
<b>MEGANE II Saloon (LM0/1_)</b>	09/03 →						
1.4 (60 kW) *			552 401 052 <b>C6</b> 574 402 075 <b>E38</b>	560 409 054 <b>D59</b> 544 402 044 <b>B18</b>			075 063 100
1.6 (75 kW)			561 400 060 <b>D21</b>	560 409 054 <b>D59</b>			075
1.6 16V (82 kW) / 1.6 (83 kW) / 2.0 (99 kW) *			561 400 060 <b>D21</b> 574 402 075 <b>E38</b>	560 409 054 <b>D59</b>			075 100
1.5 dCi (60 kW) *			561 400 060 <b>D21</b> 574 402 075 <b>E38</b>	560 409 054 <b>D59</b>			075 100
1.5 dCi (76 kW) *			561 400 060 <b>D21</b> 574 402 075 <b>E38</b>	560 409 054 <b>D59</b>			075 100
1.9 dCi (66 kW)			574 402 075 <b>E38</b>	572 409 068 <b>E43</b>			100
1.9 dCi (68 kW) *			574 402 075 <b>E38</b>	560 409 054 <b>D59</b> 572 409 068 <b>E43</b>			075 100
2.0 dCi (110 kW) *		570 901 076 <b>E39</b>	577 400 078 <b>E44</b>	572 409 068 <b>E43</b> 574 012 068 <b>E11</b>			096AGM 100 096
<b>MEGANE II Estate (KM0/1_)</b>	08/03 →						
1.4 (72 kW) / 1.6 16V (82 kW) / 1.6 (83 kW) *			561 400 060 <b>D21</b> 552 401 052 <b>C6</b> 574 402 075 <b>E38</b>	560 409 054 <b>D59</b> 544 402 044 <b>B18</b>			075 063 100
1.6 16V Hi-Flex (77 kW) *			561 400 060 <b>D21</b> 552 401 052 <b>C6</b>	560 409 054 <b>D59</b> 544 402 044 <b>B18</b>			075 063
2.0 (99 kW) *			561 400 060 <b>D21</b> 574 402 075 <b>E38</b>	560 409 054 <b>D59</b>			075 100
1.5 dCi (60 kW) *			561 400 060 <b>D21</b> 574 402 075 <b>E38</b>	560 409 054 <b>D59</b>			075 100
1.9 dCi (66 kW)			574 402 075 <b>E38</b>	572 409 068 <b>E43</b>			100
1.9 dCi (68 kW) *			574 402 075 <b>E38</b>	560 409 054 <b>D59</b> 572 409 068 <b>E43</b>			075 100
2.0 dCi (110 kW) *			561 400 060 <b>D21</b> 574 402 075 <b>E38</b>	560 409 054 <b>D59</b> 572 409 068 <b>E43</b>			075 100

FORD Adapter/Adattatore/Adaptateur/Adaptador/Адаптер  
 VW Adapter/Adattatore/Adaptateur/Adaptador/Адаптер  
 \* For cars with Start/Stop (Must replace AGM with AGM, EFB with EFB)  
 \* Please check as 2 different size batteries can be fitted depending on electrical options

		Start Stop Plus / Start Stop ... B51 2 / B60 2	SILVER <i>dynamic</i> ... 316 2	BLUE <i>dynamic</i> ... 313 2	BLACK <i>dynamic</i> ... 312 2		UK
<b>RENAULT</b>							
<b>MEGANE II Coupé-Cabriolet (EM0/1_)</b>	09/03 →						
1.6 (77 kW)			561 400 060 <i>D21</i>	560 409 054 <i>D59</i>			075
1.6 16V (82 kW) / 1.6 (83 kW) / 2.0 (99 kW) / 2.0 16V Turbo (120 kW) *			561 400 060 <i>D21</i> 574 402 075 <i>E38</i>	560 409 054 <i>D59</i>			075 100
1.5 dCi (63 kW) / 1.9 dCi (81/88/96 kW) / 2.0 dCi (110 kW) *			574 402 075 <i>E38</i>	560 409 054 <i>D59</i> 572 409 068 <i>E43</i>			075 100
1.9 dCi (85 kW)			574 402 075 <i>E38</i>	572 409 068 <i>E43</i>			100
<b>MEGANE III Hatchback (BZ0_)</b>	11/08 →						
1.4 16V (96 kW) / 1.6 16V (74 kW) / 1.6 16V Bifuel (81 kW) / 1.5 dCi (81 kW)			552 401 052 <i>C6</i>	544 402 044 <i>B18</i>			063
1.6 16V (81 kW) / 2.0 16V (132 kW) / 2.0 dCi (118 kW)			574 402 075 <i>E38</i>	572 409 068 <i>E43</i>			100
2.0 16V (103 kW) / 1.5 dCi (66/96 kW) / 1.9 dCi (96 kW)			561 400 060 <i>D21</i>	560 409 054 <i>D59</i>			075
<b>MEGANE III Saloon</b>	06/09 →						
1.6 16V (82 kW)			552 401 052 <i>C6</i>	544 402 044 <i>B18</i>			063
1.9 dCi (96 kW)			574 402 075 <i>E38</i>	572 409 068 <i>E43</i>			100
<b>MEGANE III Estate (KZ0/1)</b>	05/09 →						
1.4 16V (96 kW) / 1.6 16V (74/81 kW) / 1.6 16V Bifuel (81 kW)			552 401 052 <i>C6</i>	544 402 044 <i>B18</i>			063
2.0 16V (103 kW) / 1.5 dCi (66/81 kW)			561 400 060 <i>D21</i>	560 409 054 <i>D59</i>			075
1.9 dCi (96 kW) / 2.0 dCi (118 kW)			574 402 075 <i>E38</i>	572 409 068 <i>E43</i>			100
<b>MEGANE III Coupe (DZ0_)</b>	11/08 →						
1.4 16V (96 kW) / 1.6 16V (74/81 kW) / 1.6 16V Bifuel (81 kW)			552 401 052 <i>C6</i>	544 402 044 <i>B18</i>			063
2.0 16V (103 kW) / 1.5 dCi (66/81 kW)			561 400 060 <i>D21</i>	560 409 054 <i>D59</i>			075
1.9 dCi (96 kW) / 2.0 dCi (110/118 kW)			574 402 075 <i>E38</i>	572 409 068 <i>E43</i>			100
<b>MEGANE CC</b>	06/10 →						
1.4 16V (96 kW)			554 400 053 <i>C30</i>	552 400 047 <i>C22</i>			012
1.5 dCi (81 kW) / 1.9 dCi (96 kW) / 2.0 dCi (118 kW) *		570 901 076 <i>E39</i>	577 400 078 <i>E44</i>	574 012 068 <i>E11</i>			096AGM 096
<b>MODUS (F/JP0_)</b>	12/04 →						
1.2 (48 kW) / 1.2 (55 kW) / 1.2 16V (74 kW) / 1.4 (72 kW) *			561 400 060 <i>D21</i> 552 401 052 <i>C6</i>	560 409 054 <i>D59</i> 544 402 044 <i>B18</i>			075 063
1.2 16V Hi-Flex (55 kW) / 1.2 (58 kW)			552 401 052 <i>C6</i>	544 402 044 <i>B18</i>			063
1.6 (65 kW) / 1.6 (82 kW)			561 400 060 <i>D21</i>	560 409 054 <i>D59</i>			075
1.5 dCi (48 kW) *			561 400 060 <i>D21</i> 574 402 075 <i>E38</i>	560 409 054 <i>D59</i> 572 409 068 <i>E43</i>			075 100
1.5 dCi (50 kW) *			561 400 060 <i>D21</i> 574 402 075 <i>E38</i>	560 409 054 <i>D59</i> 572 409 068 <i>E43</i>			075 100
1.5 dCi (60 kW)			561 400 060 <i>D21</i>	560 409 054 <i>D59</i>			075
<b>RAPID Box (F40_ G40_)</b>	07/85 - 11/98						
1.0 (27 kW) / 1.1 (33/33 kW) / 1.1 (35 kW) / 1.2 (40 kW) / 1.2 (40 kW) / 1.4 (43 kW) / 1.4 RN (44 kW) / 1.4 (55/58/43/43/44 kW) *			552 401 052 <i>C6</i> 554 400 053 <i>C30</i>	544 402 044 <i>B18</i> 552 400 047 <i>C22</i>	541 400 036 <i>A17</i> 545 412 040 <i>B19</i>		063 012
1.0 (31 kW) / 1.1 (34 kW) / 1.2 (48 kW) / 1.4 (54/59 kW)			552 401 052 <i>C6</i>	544 402 044 <i>B18</i>	541 400 036 <i>A17</i>		063
1.6 D (40 kW) *		570 901 076 <i>E39</i>	577 400 078 <i>E44</i>	574 012 068 <i>E11</i>	570 409 064 <i>E13</i>		096AGM 096
1.6 D (40 kW) / 1.9 D (40 kW) *		570 901 076 <i>E39</i>	577 400 078 <i>E44</i>	574 012 068 <i>E11</i>	570 144 064 <i>E9</i> 570 409 064 <i>E13</i>		096AGM 100 096
<b>RODEO 4</b>	08/71 - 11/81						
0.8 (25 kW)					545 077 030 <i>B23</i>		048
<b>RODEO 5</b>	07/81 - 12/87						
1.1 (35 kW)					545 077 030 <i>B23</i>		048
1.3 (43 kW)					545 077 030 <i>B23</i>		048
<b>RODEO 6</b>	05/70 - 11/81						
0.8 (25 kW) / 1.1 (35 kW)					545 077 030 <i>B23</i>		048
<b>SAFRANE I (B54_)</b>	04/92 - 07/96						
2.0 (77 kW)			563 400 061 <i>D15</i>	560 408 054 <i>D24</i>	556 400 048 <i>C14</i>		027




FORD  
VW  
▲  
\*

Adapter/Adattatore/Adaptateur/Adaptador/Адаптер  
Adapter/Adattatore/Adaptateur/Adaptador/Адаптер  
For cars with Start/Stop (Must replace AGM with AGM, EFB with EFB)  
Please check as 2 different size batteries can be fitted depending on electrical options

  
BY JOHNSON CONTROLS



# RENAULT

		<b>Start Stop Plus / Start Stop</b> ... B51 2 / B60 2	<b>SILVER dynamic</b> ... 316 2	<b>BLUE dynamic</b> ... 313 2	<b>BLACK dynamic</b> ... 312 2		<b>UK</b>
<b>RENAULT</b>							
<b>SAFRANE I (B54_)</b>	04/92 - 07/96						
2.0 12V (97 kW) *			563 400 061 <i>D15</i>	560 408 054 <i>D24</i> 552 400 047 <i>C22</i>	556 400 048 <i>C14</i> 545 412 040 <i>B19</i>		027 012
2.2 (79 kW) *		570 901 076 <i>E39</i>		560 408 054 <i>D24</i>			027 096AGM 096
3.0 V6 (123 kW) / 3.0 V6 4x4 (123 kW) / 3.0 Biturbo 4x4 (193 kW) *		570 901 076 <i>E39</i>	577 400 078 <i>E44</i>	574 012 068 <i>E11</i>	570 409 064 <i>E13</i>		096AGM 100 096
3.0 (125 kW) *		595 901 085 <i>G14</i>	600 402 083 <i>H3</i>	595 402 080 <i>G3</i>	590 122 072 <i>F6</i>		017 019AGM 019
2.1 dT (65 kW) *		595 901 085 <i>G14</i>	600 402 083 <i>H3</i> 577 400 078 <i>E44</i>	574 012 068 <i>E11</i>	570 144 064 <i>E9</i> 570 409 064 <i>E13</i>		019AGM 019 100 096
2.5 dT (83 kW) *		595 901 085 <i>G14</i>	600 402 083 <i>H3</i>	595 402 080 <i>G3</i>	590 122 072 <i>F6</i>		017 019AGM 019
<b>SAFRANE II (B54_)</b>	07/96 - 12/00						
2.0 16V (100 kW) / 2.5 20V (121 kW) *		570 901 076 <i>E39</i>	577 400 078 <i>E44</i>	574 012 068 <i>E11</i>	570 409 064 <i>E13</i>		027 096AGM 096
2.9 24V (140 kW) / 3.0 V6 (123 kW)			574 402 075 <i>E38</i>	572 409 068 <i>E43</i>	570 144 064 <i>E9</i>		100
2.2 dT (83 kW) *		570 901 076 <i>E39</i>	600 402 083 <i>H3</i>		570 144 064 <i>E9</i> 574 012 068 <i>E11</i> 570 409 064 <i>E13</i>		019 096AGM 100 096
<b>SANDERO</b>	11/07 →						
1.0 Hi-Flex (57 kW) / 1.4 (55 kW)			552 401 052 <i>C6</i>	544 402 044 <i>B18</i>			063
1.6 (64 kW) / 1.6 Hi-Flex (68/79 kW)			561 400 060 <i>D21</i>	560 409 054 <i>D59</i>			075
<b>SCÉNIC I (JA0/1_)</b>	09/99 - 08/03						
1.4 16V (70 kW)	09/99-		552 401 052 <i>C6</i>	544 402 044 <i>B18</i>	541 400 036 <i>A17</i>		063
1.6 (75 kW) / 1.6 16V (79 kW)			552 401 052 <i>C6</i>	544 402 044 <i>B18</i>			063
1.8 16V (85 kW) / 2.0 16V RX4 (102 kW) / 2.0 16V (102 kW) / 2.0 16V IDE (103 kW) *		570 901 076 <i>E39</i>	561 400 060 <i>D21</i>	560 409 054 <i>D59</i>	553 400 047 <i>C10</i>		075 096AGM 065 096
1.8 4x4 (85 kW)			577 400 078 <i>E44</i>				075
1.9 dTi (59 kW) / 1.9 dCi (75 kW) / 1.9 dCi RX4 (75 kW) *		570 901 076 <i>E39</i>	561 400 060 <i>D21</i>	560 409 054 <i>D59</i>			075 096AGM 096
			577 400 078 <i>E44</i>	574 012 068 <i>E11</i>			
<b>SCÉNIC II (JM0/1_)</b>	06/03 →						
1.4 (72 kW) / 1.6 (83 kW) / 2.0 (99 kW) / 2.0 16V Turbo (120 kW) *			561 400 060 <i>D21</i> 574 402 075 <i>E38</i>	560 409 054 <i>D59</i>			075 100
1.6 (77 kW)			561 400 060 <i>D21</i>	560 409 054 <i>D59</i>			075
1.6 16V (82 kW) *			561 400 060 <i>D21</i> 574 402 075 <i>E38</i>	560 409 054 <i>D59</i>			075 100
1.5 dCi (60 kW) / 1.9 dCi (81/88/96 kW) / 2.0 dCi (110 kW) *				560 409 054 <i>D59</i> 572 409 068 <i>E43</i>			075 100
1.9 D (85 kW) / 1.9 dCi (92 kW)			574 402 075 <i>E38</i>	572 409 068 <i>E43</i>			100
<b>GRAND SCÉNIC II (JM0/1_)</b>	04/04 →						
1.6 (77 kW)			561 400 060 <i>D21</i>	560 409 054 <i>D59</i>			075
1.6 (83 kW) *			561 400 060 <i>D21</i> 574 402 075 <i>E38</i>	560 409 054 <i>D59</i>			075 100
2.0 (99 kW) *				560 409 054 <i>D59</i> 572 409 068 <i>E43</i>			075 100
1.5 dCi (74 kW) / 1.9 dCi (81/88/96 kW) *				560 409 054 <i>D59</i> 572 409 068 <i>E43</i>			075 100
1.5 dCi (78 kW)			574 402 075 <i>E38</i>	572 409 068 <i>E43</i>			100

FORD  
VW  
△  
\*  
Adapter/Adattatore/Adaptateur/Adaptador/Адаптер  
Adapter/Adattatore/Adaptateur/Adaptador/Адаптер  
For cars with Start/Stop (Must replace AGM with AGM, EFB with EFB)  
Please check as 2 different size batteries can be fitted depending on electrical options

		<b>Start Stop Plus / Start Stop</b> ... B51 2 / B60 2	<b>SILVER dynamic</b> ... 316 2	<b>BLUE dynamic</b> ... 313 2	<b>BLACK dynamic</b> ... 312 2		<b>UK</b>
<b>RENAULT</b>							
<b>GRAND SCÉNIC II (JM0/1_)</b>	04/04 →						
2.0 dCi (110 kW) *		570 901 076 <i>E39</i>	574 402 075 <i>E38</i> 577 400 078 <i>E44</i>	572 409 068 <i>E43</i> 574 012 068 <i>E11</i>			096AGM 100 096
<b>SCÉNIC III (JZ0/1_)</b>	02/09 →						
1.4 16V (96 kW)			552 401 052 <i>C6</i>	544 402 044 <i>B18</i>			063
1.6 16V (82 kW) / 2.0 16V (103 kW) / 1.5 dCi (78 kW)			561 400 060 <i>D21</i>	560 409 054 <i>D59</i>			075
1.9 dCi (96 kW) / 2.0 dCi (110/118 kW)			574 402 075 <i>E38</i>	572 409 068 <i>E43</i>			100
<b>GRAND SCÉNIC III (JZ0/1_)</b>	02/09 →						
1.4 16V (96 kW) / 1.6 16V (82 kW)			561 400 060 <i>D21</i>	560 409 054 <i>D59</i>			075
2.0 16V (103 kW) / 1.5 dCi (78 kW) / 1.9 dCi (96 kW) / 2.0 dCi (110/118 kW)			574 402 075 <i>E38</i>	572 409 068 <i>E43</i>			100
<b>SPORT SPIDER (EF0_)</b>	03/95 - 10/99						
2.0 (108 kW)			563 400 061 <i>D15</i>	560 408 054 <i>D24</i>	556 400 048 <i>C14</i>		027
2.0 16V (110 kW)			563 400 061 <i>D15</i>	560 408 054 <i>D24</i>	556 400 048 <i>C14</i>		027
<b>THALIA (LB0/1/2_)</b>	02/98 - 10/03						
1.2 (43 kW)			554 400 053 <i>C30</i>	552 400 047 <i>C22</i>	545 412 040 <i>B19</i>		012
1.2 16V (55 kW)			552 401 052 <i>C6</i>	544 402 044 <i>B18</i>			063
1.4 (55 kW) / 1.4 16V (72 kW) / 1.6 16V (79 kW) *			563 400 061 <i>D15</i> 554 400 053 <i>C30</i>	552 400 047 <i>C22</i>			027 012
1.6 (66 kW)				552 400 047 <i>C22</i>	545 412 040 <i>B19</i>		012
2.0 (124 kW) / 1.5 dCi (47/59 kW)			561 400 060 <i>D21</i>	560 409 054 <i>D59</i>			075
3.0 V6 Turbo Sport (169 kW) / 1.9 D (48 kW) *		570 901 076 <i>E39</i>	577 400 078 <i>E44</i>	574 012 068 <i>E11</i>			096AGM 096
1.5 dCi (48 kW)			561 400 060 <i>D21</i>	560 409 054 <i>D59</i>			075
<b>TWINGO (C06_)</b>	03/93 →						
1.2 (40 kW)			554 400 053 <i>C30</i>	552 400 047 <i>C22</i>	545 412 040 <i>B19</i>		012
1.2 (43 kW) / 1.2 16V (55 kW) *	05/01- -04/01		552 401 052 <i>C6</i> 554 400 053 <i>C30</i>	544 402 044 <i>B18</i> 552 400 047 <i>C22</i>	541 400 036 <i>A17</i> 545 412 040 <i>B19</i>		063 012
1.2 (44 kW) / 1.2 16V (44 kW)			552 401 052 <i>C6</i>	544 402 044 <i>B18</i>	541 400 036 <i>A17</i>		063
<b>TWINGO Box (S06_)</b>	03/93 →						
1.2 (43 kW) *	05/01- -04/01		552 401 052 <i>C6</i> 554 400 053 <i>C30</i>	544 402 044 <i>B18</i> 552 400 047 <i>C22</i>	541 400 036 <i>A17</i> 545 412 040 <i>B19</i>		063 012
1.2 (40 kW)			554 400 053 <i>C30</i>	552 400 047 <i>C22</i>	545 412 040 <i>B19</i>		012
<b>TWINGO (CN0_)</b>	03/07 →						
1.2 (43 kW) / 1.2 16V (56 kW)			554 400 053 <i>C30</i>	552 400 047 <i>C22</i>			012
1.2 Turbo (74 kW) / 1.6 RS (98 kW)			552 401 052 <i>C6</i>	544 402 044 <i>B18</i>			063
1.5 dCi (47 kW)			563 400 061 <i>D15</i>	560 408 054 <i>D24</i>			027
1.5 dCi (62 kW)			563 400 061 <i>D15</i>	560 408 054 <i>D24</i>			027
<b>VEL SATIS (BJ0_)</b>	06/02 →						
2.0 (108 kW)			574 402 075 <i>E38</i>	572 409 068 <i>E43</i>			100
2.0 16V Turbo (120 kW) *	04/03- -03/03		585 200 080 <i>F18</i> 574 402 075 <i>E38</i>	580 406 074 <i>F17</i> 572 409 068 <i>E43</i>			110 100
2.0 16 V Turbo (125 kW) / 2.2 dCi (85/102/110 kW) / 3.0 dCi (130 kW)			585 200 080 <i>F18</i>	580 406 074 <i>F17</i>			110
3.5 (170 kW)			585 200 080 <i>F18</i>	580 406 074 <i>F17</i>			110
3.5 V6 (177 kW) *	07/02- -06/02		585 200 080 <i>F18</i> 574 402 075 <i>E38</i>	580 406 074 <i>F17</i> 572 409 068 <i>E43</i>			110 100
<b>4 (112_)</b>	04/62 - 12/93						
0.8 (20 kW) / 0.8 (19/21/25 kW) / 1.0 (25 kW) / 1.0 (31 kW) / 1.1 (25 kW) / 1.1 (32 kW)					545 077 030 <i>B23</i>		048
1.1 (33 kW)					545 077 030 <i>B23</i>		048
<b>4 Box (R21_, R23_)</b>	09/66 - 12/93						
0.8 (19 kW) / 0.8 (21/25 kW) / 1.0 (25 kW) / 1.1 (25/26 kW)					545 077 030 <i>B23</i>		048




R

FORD  
VW  
▲  
\*

Adapter/Adattatore/Adaptateur/Adaptador/Адаптер  
Adapter/Adattatore/Adaptateur/Adaptador/Адаптер  
For cars with Start/Stop (Must replace AGM with AGM, EFB with EFB)  
Please check as 2 different size batteries can be fitted depending on electrical options




**VARTA**  
BY JOHNSON CONTROLS

# RENAULT

		<b>Start Stop Plus / Start Stop</b> ... B51 2 / B60 2	<b>SILVER dynamic</b> ... 316 2	<b>BLUE dynamic</b> ... 313 2	<b>BLACK dynamic</b> ... 312 2		<b>UK</b>
---	---	--	------------------------------------	----------------------------------	-----------------------------------	---	-----------

RENAULT							
<b>5 (122_)</b>	01/72 - 12/85					545 077 030 B23	048
0.8 (26 kW) / 1.0 (32 kW) / 1.1 (33 kW) / 1.3 (31/33/47 kW) / 1.3 Automatik (40 kW) / 1.4 Automatik (43 kW) / 1.4 (46 kW) / 1.4 Alpine A5 (68 kW) / 1.4 Alpine Turbo (79 kW) / 1.4 Turbo (118 kW)							
1.4 (81 kW)						545 077 030 B23	048
<b>5 Box (238_)</b>	01/72 - 12/85					545 077 030 B23	048
0.8 (26 kW) / 1.0 (32 kW) / 1.1 (33 kW) / 1.3 (32 kW)							
<b>SUPER 5 (B/C40_)</b>	10/84 - 12/96						
1.0 (30 kW) / 1.1 (33/34 kW) / 1.2 (40 kW) / 1.4 (43/43/44/49/52 kW) / 1.4 Turbo (88 kW) / 1.4 Turbo GT (118 kW) / 1.7 (54/64 kW) / 1.7 i (69 kW)			554 400 053 C30	552 400 047 C22	545 412 040 B19		012
1.1 (35 kW) / 1.4 Turbo (85 kW) / 1.7 (66 kW)			554 400 053 C30	552 400 047 C22	545 412 040 B19		012
1.6 D (40 kW) *		570 901 076 E39			570 144 064 E9		096AGM 100 096
			577 400 078 E44	574 012 068 E11			
1.6 D (40 kW) *		570 901 076 E39					096AGM 096
			577 400 078 E44	574 012 068 E11			
<b>SUPER 5 Box (S40_)</b>	10/84 - 12/96						
1.0 (30 kW) / 1.1 (34 kW) / 1.2 (44 kW)			554 400 053 C30	552 400 047 C22	545 412 040 B19		012
1.4 (44 kW)			554 400 053 C30	552 400 047 C22	545 412 040 B19		012
1.6 D (40 kW) *		570 901 076 E39			570 144 064 E9		096AGM 100 096
			577 400 078 E44	574 012 068 E11			
<b>7 (124_)</b>	03/75 - 12/82						
1.0 (37 kW)					545 077 030 B23		048
<b>9 (L42_)</b>	09/81 - 12/89						
1.1 (35 kW) / 1.2 (40 kW) / 1.4 (44/49/53 kW) / 1.4 Automatik (50 kW) / 1.4 Turbo (77/85 kW) / 1.7 (54/55 kW) / 1.7 (59/65/69 kW)			554 400 053 C30	552 400 047 C22	545 412 040 B19		012
1.6 D (40 kW) *		570 901 076 E39			570 144 064 E9		096AGM 100 096
			577 400 078 E44	574 012 068 E11	570 409 064 E13		
<b>11 (B/C37_)</b>	03/83 - 07/89						
1.1 (35 kW) / 1.2 (40 kW) / 1.4 (44/49/50/53 kW) / 1.4 Turbo (77/85 kW) / 1.7 (54/55/59/64/65/69 kW)			554 400 053 C30	552 400 047 C22	545 412 040 B19		012
1.6 D (40 kW) *		570 901 076 E39			570 144 064 E9		096AGM 100 096
			577 400 078 E44	574 012 068 E11	570 409 064 E13		
<b>11 Box (S37_)</b>	03/83 - 07/89						
1.1 (35 kW) / 1.2 (40 kW) / 1.4 (44/50 kW)			554 400 053 C30	552 400 047 C22	545 412 040 B19		012
1.6 D (40 kW) *		570 901 076 E39			570 144 064 E9		096AGM 100 096
			577 400 078 E44	574 012 068 E11	570 409 064 E13		
<b>14 (121_)</b>	05/76 - 12/83						
1.2 (42 kW) / 1.4 (44/52 kW)					545 077 030 B23		048
<b>18 (134_)</b>	04/78 - 11/93						
1.4 (47 kW) / 1.6 (54/58 kW) / 1.6 TS (71 kW)					545 077 030 B23		048
1.6 (52 kW)					545 077 030 B23		048
1.6 Turbo (80 kW) / 1.6 Turbo Inj. (82 kW) / 2.0 (77 kW) / 2.2 i (76 kW)			554 400 053 C30	552 400 047 C22	545 412 040 B19		012
2.1 Diesel (49 kW) / 2.1 TD (65 kW) *		570 901 076 E39			570 144 064 E9		096AGM 100 096
			577 400 078 E44	574 012 068 E11	570 409 064 E13		
<b>18 Variable (135_)</b>	02/79 - 11/93						
1.4 (47 kW) / 1.6 (54/58 kW) / 1.6 TS (71 kW)					545 077 030 B23		048

FORD Adapter/Adattatore/Adaptateur/Adaptador/Адаптер  
 VW Adapter/Adattatore/Adaptateur/Adaptador/Адаптер  
 \* For cars with Start/Stop (Must replace AGM with AGM, EFB with EFB)  
 Please check as 2 different size batteries can be fitted depending on electrical options




		<b>Start Stop Plus / Start Stop</b> ... B51 2 / B60 2	<b>SILVER dynamic</b> ... 316 2	<b>BLUE dynamic</b> ... 313 2	<b>BLACK dynamic</b> ... 312 2		<b>UK</b>
<b>RENAULT</b>							
<b>18 Variable (135_)</b>	02/79 - 11/93						
1.6 Turbo (80 kW) / 1.6 4x4 (54 kW) / 2.0 All-wheel Drive 4x4 (76 kW) / 2.0 (77 kW)			554 400 053 C30	552 400 047 C22	545 412 040 B19		012
2.1 Diesel (49 kW) *		570 901 076 E39					096AGM
			577 400 078 E44	574 012 068 E11	570 144 064 E9 570 409 064 E13		100 096
<b>18 Box</b>	05/79 - 07/86						
1.4 (47 kW)					545 077 030 B23		048
2.1 Diesel (49 kW) *		570 901 076 E39					096AGM
			577 400 078 E44	574 012 068 E11	570 144 064 E9 570 409 064 E13		100 096
<b>19 I (B/C53_)</b>	01/88 - 12/92						
1.2 (40 kW) / 1.4 (55/59 kW) / 1.4 (43/43 kW) / 1.7 (54/66 kW)			554 400 053 C30	552 400 047 C22	545 412 040 B19		012
1.7 (79 kW) / 1.8 16V (99 kW) / 1.9 DT (66/68 kW)			563 400 061 D15	560 408 054 D24	556 400 048 C14		027
1.9 D (47 kW) *		570 901 076 E39					096AGM
			577 400 078 E44	574 012 068 E11	570 144 064 E9 570 409 064 E13		100 096
<b>19 I Chamade (L53_)</b>	01/88 - 12/92						
1.1 TR (35 kW) / 1.2 (40 kW) / 1.4 (55/57 kW) / 1.4 (43 kW) / 1.7 (54/66/68/79 kW)			554 400 053 C30	552 400 047 C22	545 412 040 B19		012
1.8 16V (99 kW) / 1.9 DT (66 kW)			563 400 061 D15	560 408 054 D24	556 400 048 C14		027
1.9 D (47 kW) / 1.9 TD (68 kW) *		570 901 076 E39					096AGM
			577 400 078 E44	574 012 068 E11	570 144 064 E9 570 409 064 E13		100 096
<b>19 I Cabriolet (D53_)</b>	07/91 - 04/92						
1.7 (55 kW)			554 400 053 C30	552 400 047 C22	545 412 040 B19		012
1.8 16V (101 kW)			563 400 061 D15	560 408 054 D24	556 400 048 C14		027
<b>19 I Box (S53_)</b>	01/88 - 12/92						
1.2 (40 kW) / 1.4 (59 kW)			554 400 053 C30	552 400 047 C22	545 412 040 B19		012
1.9 D (48 kW) *		570 901 076 E39					096AGM
			577 400 078 E44	574 012 068 E11	570 144 064 E9 570 409 064 E13		100 096
<b>19 II (B/C53_)</b>	01/91 - 12/95						
1.2 (44 kW) / 1.4 (43/55 kW) / 1.4 (59 kW)			554 400 053 C30	552 400 047 C22	545 412 040 B19		012
1.7 (54 kW) *			563 400 061 D15	560 408 054 D24	556 400 048 C14		027
			554 400 053 C30	552 400 047 C22	545 412 040 B19		012
1.7 (79 kW) *			563 400 061 D15	560 408 054 D24	556 400 048 C14		027
			554 400 053 C30	552 400 047 C22	545 412 040 B19		012
1.8 16V (99 kW) / 1.8 (65/66/79/81 kW)			563 400 061 D15	560 408 054 D24	556 400 048 C14		027
1.9 D (47 kW) / 1.9 dT (66 kW) *		570 901 076 E39					096AGM
			577 400 078 E44	574 012 068 E11	570 144 064 E9 570 409 064 E13		100 096
<b>19 II Chamade (L53_)</b>	04/92 - 12/95						
1.2 (44 kW) / 1.4 (55/43 kW) / 1.4 (59 kW)			554 400 053 C30	552 400 047 C22	545 412 040 B19		012
1.4 (57 kW)			554 400 053 C30	552 400 047 C22	545 412 040 B19		012
1.7 (54 kW) *			563 400 061 D15	560 408 054 D24	556 400 048 C14		027
			554 400 053 C30	552 400 047 C22	545 412 040 B19		012
1.7 (55 kW) / 1.8 (67/79 kW)			563 400 061 D15	560 408 054 D24	556 400 048 C14		027
1.7 (66 kW) / 1.8 16V (99 kW) / 1.8 (79/65/66 kW)			563 400 061 D15	560 408 054 D24	556 400 048 C14		027
1.9 D (47 kW) / 1.9 dT (66 kW) *		570 901 076 E39					096AGM
			577 400 078 E44	574 012 068 E11	570 144 064 E9 570 409 064 E13		100 096
1.9 D (68 kW) *		570 901 076 E39					096AGM
			577 400 078 E44	574 012 068 E11	570 144 064 E9 570 409 064 E13		100 096
<b>19 II Cabriolet (D53_, 853_)</b>	04/92 - 02/97						
1.7 (66 kW) *			563 400 061 D15	560 408 054 D24	556 400 048 C14		027
			554 400 053 C30	552 400 047 C22	545 412 040 B19		012
1.8 (65 kW) / 1.8 16V (99 kW)			563 400 061 D15	560 408 054 D24	556 400 048 C14		027

FORD  
VW  
▲  
\*

Adapter/Adattatore/Adaptateur/Adaptador/Адаптер  
Adapter/Adattatore/Adaptateur/Adaptador/Адаптер  
For cars with Start/Stop (Must replace AGM with AGM, EFB with EFB)  
Please check as 2 different size batteries can be fitted depending on electrical options




  
BY JOHNSON CONTROLS

# RENAULT

		<b>Start Stop Plus / Start Stop</b> ... B51 2 / B60 2	<b>SILVER dynamic</b> ... 316 2	<b>BLUE dynamic</b> ... 313 2	<b>BLACK dynamic</b> ... 312 2		<b>UK</b>
---	---	--	------------------------------------	----------------------------------	-----------------------------------	---	-----------

RENAULT							
<b>19 II Box (S53_)</b>	03/92 - 12/95						
1.2 (40 kW) / 1.4 (59 kW)			554 400 053 C30	552 400 047 C22	545 412 040 B19		012
1.9 D (48 kW) / 1.9 dT (68 kW) *		570 901 076 E39			570 144 064 E9		096AGM 100 096
			577 400 078 E44	574 012 068 E11	570 409 064 E13		
<b>20 (127_)</b>	10/75 - 12/83						
1.6 (71 kW) / 2.0 (76 kW)			554 400 053 C30	552 400 047 C22	545 412 040 B19		012
2.2 (85 kW) / 2.1 TD (63 kW) *		570 901 076 E39			570 144 064 E9		096AGM 100 096
			577 400 078 E44	574 012 068 E11	570 409 064 E13		
2.1 Diesel (47 kW) *		570 901 076 E39			570 144 064 E9		096AGM 100 096
			577 400 078 E44	574 012 068 E11			
<b>21 (B48_)</b>	09/89 - 06/94						
(B48D) (51 kW) / 1.7 (54/66 kW)			554 400 053 C30	552 400 047 C22	545 412 040 B19		012
1.7 (55 kW) / 2.0 (75/86 kW) / 2.0 TXi (100 kW)			563 400 061 D15	560 408 054 D24	556 400 048 C14		027
2.0 (88 kW) / 2.0 4x4 (99 kW) / 2.2 4x4 (79 kW)			563 400 061 D15	560 408 054 D24	556 400 048 C14		027
2.2 (79 kW) *			563 400 061 D15	560 408 054 D24	556 400 048 C14		027 096
					570 409 064 E13		
1.9 D (47 kW) / 2.1 D (51/53 kW) *		570 901 076 E39			570 144 064 E9		096AGM 100 096
			577 400 078 E44	574 012 068 E11	570 409 064 E13		
2.1 Turbo-D (65 kW) *		570 901 076 E39			570 144 064 E9		096AGM 100 096
			577 400 078 E44	574 012 068 E11			
2.1 D (50 kW) / 2.2 (81 kW)					570 409 064 E13		096
<b>21 Saloon (L48_)</b>	03/86 - 06/94						
1.4 (51 kW)			554 400 053 C30	552 400 047 C22	545 412 040 B19		012
1.7 (54 kW) *			563 400 061 D15	560 408 054 D24	556 400 048 C14		027
			554 400 053 C30	552 400 047 C22	545 412 040 B19		012
1.7 (70 kW) / 2.0 (76/86 kW) / 2.2 (81 kW)			563 400 061 D15	560 408 054 D24	556 400 048 C14		027
2.0 (75 kW) / 2.0 (78 kW) / 2.0 4x4 (99 kW) / 2.0 Turbo (119/129 kW) / 2.0 Turbo 4x4 (119/129 kW) / 2.2 (79 kW) / 2.2 4x4 (79 kW)			563 400 061 D15	560 408 054 D24	556 400 048 C14		027
1.9 D (47 kW) / 2.1 D (48/51/53 kW) *		570 901 076 E39			570 144 064 E9		096AGM 100 096
			577 400 078 E44	574 012 068 E11	570 409 064 E13		
2.1 TD (50 kW) *		570 901 076 E39			570 144 064 E9		096AGM 100 096
			577 400 078 E44	574 012 068 E11	570 409 064 E13		
2.1 Turbo-D (65 kW) *		570 901 076 E39			570 144 064 E9		096AGM 100 096
			577 400 078 E44	574 012 068 E11			
<b>21 Estate (K48_)</b>	03/86 - 08/94						
1.7 (54 kW)			554 400 053 C30	552 400 047 C22	545 412 040 B19		012
2.0 (75 kW)			563 400 061 D15	560 408 054 D24	556 400 048 C14		027
2.0 (85 kW) / 2.0 4x4 (88 kW) / 2.2 4x4 (79 kW)			563 400 061 D15	560 408 054 D24	556 400 048 C14		027
2.2 (79 kW) *			563 400 061 D15	560 408 054 D24	556 400 048 C14		027 096
					570 409 064 E13		
1.9 D (47 kW) / 2.1 D (48/51/53 kW) / 2.1 D 4x4 (48 kW) *		570 901 076 E39			570 144 064 E9		096AGM 100 096
			577 400 078 E44	574 012 068 E11	570 409 064 E13		
2.1 Turbo-D (65 kW) *		570 901 076 E39			570 144 064 E9		096AGM 100 096
			577 400 078 E44	574 012 068 E11			
<b>21 Box (S48_)</b>	06/86 - 08/94						
1.7 (65 kW)			554 400 053 C30	552 400 047 C22	545 412 040 B19		012
1.9 D (47 kW) / 2.1 D (49 kW) *		570 901 076 E39			570 144 064 E9		096AGM 100 096
			577 400 078 E44	574 012 068 E11	570 409 064 E13		

FORD Adapter/Adattatore/Adaptateur/Adaptador/Адаптер  
 VW Adapter/Adattatore/Adaptateur/Adaptador/Адаптер  
 \* For cars with Start/Stop (Must replace AGM with AGM, EFB with EFB)  
 Please check as 2 different size batteries can be fitted depending on electrical options

		<b>Start Stop Plus / Start Stop</b> ... B51 2 / B60 2	<b>SILVER dynamic</b> ... 316 2	<b>BLUE dynamic</b> ... 313 2	<b>BLACK dynamic</b> ... 312 2		<b>UK</b>
---	---	--	------------------------------------	----------------------------------	-----------------------------------	---	-----------




RENAULT							
<b>25 (B29_)</b>	04/84 - 12/93						
2.0 (74 kW) / 2.0 (88 kW) / 2.0 12V (99/103 kW) *			563 400 061 <b>D15</b>	552 400 047 <b>C22</b>	545 412 040 <b>B19</b>		027 012
2.2 (76 kW)			554 400 053 <b>C30</b>	552 400 047 <b>C22</b>	545 412 040 <b>B19</b>		012
2.4 V6 Turbo (133 kW) / 2.5 V6 Turbo (151 kW) / 2.7 V6 Injection (104 kW) / 2.8 V6 Injection (100/110 kW) / 2.8 V6 (115 kW)			563 400 061 <b>D15</b>	560 408 054 <b>D24</b>	556 400 048 <b>C14</b>		027
2.1 Diesel (46 kW) / 2.1 Turbo-D (63 kW) *		570 901 076 <b>E39</b>			570 144 064 <b>E9</b>		096AGM 100 096
			577 400 078 <b>E44</b>	574 012 068 <b>E11</b>			
<b>30 (127_)</b>	02/75 - 03/86						
2.6 TS (94 kW) / 2.6 TX (105 kW)			554 400 053 <b>C30</b>	552 400 047 <b>C22</b>	545 412 040 <b>B19</b>		012
2.1 Turbo-D (63 kW) *		570 901 076 <b>E39</b>			570 144 064 <b>E9</b>		096AGM 100 096
			577 400 078 <b>E44</b>	574 012 068 <b>E11</b>			
<b>TRAFIC Bus (T5, T6, T7)</b>	03/80 - 04/89						
1.4 (35 kW) / 1.6 (48 kW) / 1.6 4x4 (48 kW) / 1.7 (50 kW)			554 400 053 <b>C30</b>	552 400 047 <b>C22</b>	545 412 040 <b>B19</b>		012
2.0 (58 kW)			563 400 061 <b>D15</b>	560 408 054 <b>D24</b>	556 400 048 <b>C14</b>		027
2.0 (59 kW) / 2.0 4x4 (59 kW)			563 400 061 <b>D15</b>	560 408 054 <b>D24</b>	556 400 048 <b>C14</b>		027
2.1 D (43 kW) *		570 901 076 <b>E39</b>			570 144 064 <b>E9</b>		096AGM 100 096
			577 400 078 <b>E44</b>	574 012 068 <b>E11</b>	570 409 064 <b>E13</b>		
2.5 D (56 kW) / 2.1 D 4x4 (43 kW) *		570 901 076 <b>E39</b>			570 409 064 <b>E13</b>		096AGM 096
			577 400 078 <b>E44</b>	574 012 068 <b>E11</b>			
<b>TRAFIC Box (T1, T3, T4)</b>	03/80 - 04/89						
1.4 (35 kW) / 1.6 (48 kW) / 1.6 4x4 (48 kW) / 1.7 (50 kW)			554 400 053 <b>C30</b>	552 400 047 <b>C22</b>	545 412 040 <b>B19</b>		012
2.0 (58 kW)			563 400 061 <b>D15</b>	560 408 054 <b>D24</b>	556 400 048 <b>C14</b>		027
2.0 (59 kW) / 2.0 4x4 (59 kW)			563 400 061 <b>D15</b>	560 408 054 <b>D24</b>	556 400 048 <b>C14</b>		027
2.1 D (43 kW) / 2.1 D 4x4 (43 kW) *		570 901 076 <b>E39</b>			570 144 064 <b>E9</b>		096AGM 100 096
			577 400 078 <b>E44</b>	574 012 068 <b>E11</b>	570 409 064 <b>E13</b>		
2.5 D (56 kW) *		595 901 085 <b>G14</b>			590 122 072 <b>F6</b>		017 019AGM 019
			600 402 083 <b>H3</b>	595 402 080 <b>G3</b>			
2.1 D (43 kW) *		570 901 076 <b>E39</b>			570 144 064 <b>E9</b>		096AGM 100 096
			577 400 078 <b>E44</b>	574 012 068 <b>E11</b>	570 409 064 <b>E13</b>		
<b>TRAFIC Flatbed / Chassis (P6)</b>	03/80 - 04/89						
1.4 (35 kW) / 1.6 (48 kW) / 1.7 (50 kW)			554 400 053 <b>C30</b>	552 400 047 <b>C22</b>	545 412 040 <b>B19</b>		012
2.0 (59 kW) *			563 400 061 <b>D15</b>	560 408 054 <b>D24</b>	556 400 048 <b>C14</b>		027
			554 400 053 <b>C30</b>	552 400 047 <b>C22</b>	545 412 040 <b>B19</b>		012
2.0 4x4 (60 kW)			563 400 061 <b>D15</b>	560 408 054 <b>D24</b>	556 400 048 <b>C14</b>		027
2.1 D (43 kW) *		570 901 076 <b>E39</b>			570 144 064 <b>E9</b>		096AGM 100 096
			577 400 078 <b>E44</b>	574 012 068 <b>E11</b>	570 409 064 <b>E13</b>		
2.1 D (43 kW) / 2.1 D 4x4 (43 kW) *		570 901 076 <b>E39</b>			570 409 064 <b>E13</b>		096AGM 096
			577 400 078 <b>E44</b>	574 012 068 <b>E11</b>	570 409 064 <b>E13</b>		
2.5 D (51 kW) *		595 901 085 <b>G14</b>			590 122 072 <b>F6</b>		017 019AGM 019
			600 402 083 <b>H3</b>	595 402 080 <b>G3</b>			
		570 901 076 <b>E39</b>			570 144 064 <b>E9</b>		096AGM 100 096
			577 400 078 <b>E44</b>	574 012 068 <b>E11</b>			
<b>TRAFIC Bus (TXW)</b>	03/89 - 03/01						
1.7 (50 kW)			554 400 053 <b>C30</b>	552 400 047 <b>C22</b>	545 412 040 <b>B19</b>		012
2.0 (59 kW) / 2.2 (70/74 kW) / 2.2 4x4 (70/74 kW) / 1.9 D (44 kW) / 2.1 D (43/47 kW) *		570 901 076 <b>E39</b>			570 144 064 <b>E9</b>		096AGM 100 096
			577 400 078 <b>E44</b>	574 012 068 <b>E11</b>	570 409 064 <b>E13</b>		

FORD  
VW  
▲  
\*

Adapter/Adattatore/Adaptateur/Adaptador/Адаптер  
Adapter/Adattatore/Adaptateur/Adaptador/Адаптер  
For cars with Start/Stop (Must replace AGM with AGM, EFB with EFB)  
Please check as 2 different size batteries can be fitted depending on electrical options




  
BY JOHNSON CONTROLS

# RENAULT

		<b>Start Stop Plus / Start Stop</b> ... B51 2 / B60 2	<b>SILVER dynamic</b> ... 316 2	<b>BLUE dynamic</b> ... 313 2	<b>BLACK dynamic</b> ... 312 2		<b>UK</b>
---	---	--	------------------------------------	----------------------------------	-----------------------------------	---	-----------

RENAULT							
<b>TRAFIC Bus (TXW)</b>	03/89 - 03/01						
2.5 D (55 kW) / 2.5 D 4x4 (55 kW) *		595 901 085 <b>G14</b>	600 402 083 <b>H3</b>	595 402 080 <b>G3</b>	590 122 072 <b>F6</b>		017 019AGM 019
2.5 D (56 kW) *		595 901 085 <b>G14</b>	600 402 083 <b>H3</b>	595 402 080 <b>G3</b>	590 122 072 <b>F6</b>		017 019AGM 019
<b>TRAFIC Box (TXX)</b>	05/89 - 03/01						
1.4 (35 kW) / 1.7 (50 kW)			554 400 053 <b>C30</b>	552 400 047 <b>C22</b>	545 412 040 <b>B19</b>		012
2.0 (59 kW) / 2.2 (70/74 kW) / 2.2 4x4 (70/74 kW) / 1.9 D (44 kW) / 2.1 D (43/47 kW) *		570 901 076 <b>E39</b>			570 144 064 <b>E9</b> 570 409 064 <b>E13</b>		096AGM 100 096
2.5 D (55 kW) / 2.5 D 4x4 (55 kW) *		595 901 085 <b>G14</b>	600 402 083 <b>H3</b>	595 402 080 <b>G3</b>	590 122 072 <b>F6</b>		017 019AGM 019
2.5 D (56 kW) *		595 901 085 <b>G14</b>	600 402 083 <b>H3</b>	595 402 080 <b>G3</b>	590 122 072 <b>F6</b>		017 019AGM 019
<b>TRAFIC Flatbed / Chassis (PXX)</b>	03/89 - 03/01						
1.7 (50 kW)			554 400 053 <b>C30</b>	552 400 047 <b>C22</b>	545 412 040 <b>B19</b>		012
2.0 [RWD] (59 kW) *		570 901 076 <b>E39</b>	563 400 061 <b>D15</b>	560 408 054 <b>D24</b>	556 400 048 <b>C14</b>		027 096AGM 100 096
2.0 (60 kW)			577 400 078 <b>E44</b>	574 012 068 <b>E11</b>	570 144 064 <b>E9</b>		096
2.0 (70 kW) / 2.2 4x4 (74 kW) / 2.1 D (47 kW) *		570 901 076 <b>E39</b>	563 400 061 <b>D15</b>	560 408 054 <b>D24</b>	556 400 048 <b>C14</b>		027
2.1 D [RWD] (43 kW) *		570 901 076 <b>E39</b>	577 400 078 <b>E44</b>	574 012 068 <b>E11</b>	570 409 064 <b>E13</b>		096AGM 100 096
2.5 D (51 kW) *		595 901 085 <b>G14</b>	600 402 083 <b>H3</b>	595 402 080 <b>G3</b>	590 122 072 <b>F6</b>		017 019AGM 019
2.5 D (55 kW) / 2.5 D 4x4 (56/58 kW) *		595 901 085 <b>G14</b>	600 402 083 <b>H3</b>	595 402 080 <b>G3</b>	590 122 072 <b>F6</b>		017 019AGM 019
<b>TRAFIC II Bus (JL)</b>	03/01 →						
2.0 16V (86 kW) / 2.0 (88 kW) *			561 400 060 <b>D21</b> 585 200 080 <b>F18</b>	560 409 054 <b>D59</b> 580 406 074 <b>F17</b>			075 110
1.9 dCi (59 kW) / 1.9 dCi 80 (60 kW) / 1.9 dCi 100 (74 kW) *		570 901 076 <b>E39</b>	585 200 080 <b>F18</b> 577 400 078 <b>E44</b>	580 406 074 <b>F17</b> 574 012 068 <b>E11</b>			096AGM 110 096
2.0 dCi 90 (66 kW) / 2.0 dCi 115 (84 kW) / 2.5 DTi (99 kW) / 2.5 dCi 145 (107 kW) *		570 901 076 <b>E39</b>	585 200 080 <b>F18</b>	580 406 074 <b>F17</b> 574 012 068 <b>E11</b>			096AGM 110 096
2.5 dCi 135 (99 kW)			585 200 080 <b>F18</b>	580 406 074 <b>F17</b>			110
<b>TRAFIC II Box (FL)</b>	03/01 →						
2.0 16V (86 kW) / 2.0 (88 kW) *			561 400 060 <b>D21</b> 585 200 080 <b>F18</b>	560 409 054 <b>D59</b> 580 406 074 <b>F17</b>			075 110
1.9 dCi (59 kW) *		570 901 076 <b>E39</b>	577 400 078 <b>E44</b>	574 012 068 <b>E11</b>			096AGM 096
1.9 dCi 80 (60 kW) / 1.9 dCi 100 (74 kW) *		570 901 076 <b>E39</b>	585 200 080 <b>F18</b> 577 400 078 <b>E44</b>	580 406 074 <b>F17</b> 574 012 068 <b>E11</b>			096AGM 110 096
2.0 dCi 90 (66 kW) / 2.0 dCi 115 (84 kW) / 2.5 dCi 145 (107 kW) *		570 901 076 <b>E39</b>	585 200 080 <b>F18</b>	580 406 074 <b>F17</b> 574 012 068 <b>E11</b>			096AGM 110 096
2.5 DTi (99 kW)			585 200 080 <b>F18</b>	580 406 074 <b>F17</b>			110
2.5 dCi 135 (99 kW)			585 200 080 <b>F18</b>	580 406 074 <b>F17</b>			110
<b>TRAFIC II Flatbed / Chassis (EL)</b>	03/01 →						
1.9 dCi (59 kW) *		570 901 076 <b>E39</b>	577 400 078 <b>E44</b>	574 012 068 <b>E11</b>			096AGM 096

FORD Adapter/Adattatore/Adaptateur/Adaptador/Адаптер  
 VW Adapter/Adattatore/Adaptateur/Adaptador/Адаптер  
 \* For cars with Start/Stop (Must replace AGM with AGM, EFB with EFB)  
 \* Please check as 2 different size batteries can be fitted depending on electrical options

		<b>Start Stop Plus / Start Stop</b> ... B51 2 / B60 2	<b>SILVER dynamic</b> ... 316 2	<b>BLUE dynamic</b> ... 313 2	<b>BLACK dynamic</b> ... 312 2		<b>UK</b>
<b>RENAULT</b>							
<b>TRAFIC II Flatbed / Chassis (EL)</b>	03/01 →						
2.0 dCi 90 (66 kW) / 2.0 dCi 115 (84 kW) / 2.5 dCi 145 (107 kW) *		570 901 076 <b>E39</b>	585 200 080 <b>F18</b>	580 406 074 <b>F17</b> 574 012 068 <b>E11</b>			096AGM 110 096 110
2.5 dCi (84 kW)			585 200 080 <b>F18</b>	580 406 074 <b>F17</b>			
<b>MASTER I Bus (T__)</b>	08/80 - 07/98						
28-35 2.0 (58 kW) / 30 2,2 (67 kW) *			563 400 061 <b>D15</b> 561 400 060 <b>D21</b>	560 409 054 <b>D59</b> 552 400 047 <b>C22</b>	545 412 040 <b>B19</b>		027 075 012
28-35 2.1 D (44 kW) / 28-35 2.4 D (52 kW) / 28-35 2.5 D (55 kW) / 35 2,5 TD (69 kW) / 28-35 2,5 TD (72 kW) *		570 901 076 <b>E39</b>			570 144 064 <b>E9</b>		096AGM 100 096
			577 400 078 <b>E44</b>	574 012 068 <b>E11</b>			
<b>MASTER I Box (T__)</b>	07/80 - 07/98						
28-35 2.0 (58 kW) / 30 2,2 (67 kW) *			563 400 061 <b>D15</b> 561 400 060 <b>D21</b>	560 409 054 <b>D59</b> 552 400 047 <b>C22</b>	545 412 040 <b>B19</b>		027 075 012
2.0 (60 kW)			561 400 060 <b>D21</b>	560 409 054 <b>D59</b>			075
28-35 2.1 D (44 kW) / 35 2,5 TD (69 kW) *		570 901 076 <b>E39</b>			570 144 064 <b>E9</b>		096AGM 100 096
			577 400 078 <b>E44</b>	574 012 068 <b>E11</b>			
28-35 2.4 D (52 kW) / 28-35 2,5 D (55 kW) / 28-35 2,5 TD (72 kW) *		595 901 085 <b>G14</b> 570 901 076 <b>E39</b>	600 402 083 <b>H3</b>	595 402 080 <b>G3</b>	590 122 072 <b>F6</b>		017 019AGM 019 096AGM 100 096
			577 400 078 <b>E44</b>	574 012 068 <b>E11</b>			
2.4 D (50 kW) *		595 901 085 <b>G14</b>	600 402 083 <b>H3</b>	595 402 080 <b>G3</b>	590 122 072 <b>F6</b>		017 019AGM 019
<b>MASTER I Flatbed / Chassis (P__)</b>	07/80 - 07/98						
28-35 2.0 (58 kW) *			563 400 061 <b>D15</b> 561 400 060 <b>D21</b>	560 409 054 <b>D59</b> 552 400 047 <b>C22</b>	545 412 040 <b>B19</b>		027 075 012
2.0 (59 kW) / 2.2 (71 kW)			561 400 060 <b>D21</b>	560 409 054 <b>D59</b>			075
28-35 2.5 D (52 kW) *		595 901 085 <b>G14</b> 570 901 076 <b>E39</b>	600 402 083 <b>H3</b>	595 402 080 <b>G3</b>	590 122 072 <b>F6</b>		017 019AGM 019 096AGM 100 096
			577 400 078 <b>E44</b>	574 012 068 <b>E11</b>	570 144 064 <b>E9</b>		
2.1 D (46 kW) *		570 901 076 <b>E39</b>	577 400 078 <b>E44</b>	574 012 068 <b>E11</b>			096AGM 096
2.4 D (52 kW) / 2.5 D (55 kW) / 2.5 DT (69/70 kW) *		595 901 085 <b>G14</b>	600 402 083 <b>H3</b>	595 402 080 <b>G3</b>	590 122 072 <b>F6</b>		017 019AGM 019
<b>MASTER II Bus (JD/ND)</b>	03/98 →						
1.9 dTi (59 kW) / 1.9 dCi 80 (60 kW) / 2.2 dCi 90 (66 kW) / 2.5 dCi 120 (84 kW) / 2.5 D (59 kW) / 2.8 dTi (84 kW) *		595 901 085 <b>G14</b>	600 402 083 <b>H3</b>	595 402 080 <b>G3</b>			019AGM 019
<b>MASTER II Box (FD)</b>	07/98 →						
1.9 dTi (59 kW) / 1.9 dCi 80 (60 kW) / 2.2 dCi 90 (66 kW) / 2.5 dCi 120 (84 kW) / 2.5 D (59 kW) / 2.8 dTi (84 kW) *		595 901 085 <b>G14</b>	600 402 083 <b>H3</b>	595 402 080 <b>G3</b>			019AGM 019
<b>MASTER II Flatbed / Chassis (ED/HD/UD)</b>	07/98 →						
2.2 dCi 90 (66 kW) / 2.5 dCi 120 (84 kW) / 2.5 D (59 kW) / 2.8 dTi (84 kW) *		595 901 085 <b>G14</b>	600 402 083 <b>H3</b>	595 402 080 <b>G3</b>			019AGM 019
<b>MASTER III Bus (JD)</b>	10/03 →						
2.5 dCi 100 (73 kW) / 2.5 dCi (88/107 kW) / 3.0 dCi 140 (100 kW) *		595 901 085 <b>G14</b>	600 402 083 <b>H3</b>	595 402 080 <b>G3</b>			019AGM 019
2.5 dCi (74 kW) *		595 901 085 <b>G14</b> 570 901 076 <b>E39</b>	600 402 083 <b>H3</b>	595 402 080 <b>G3</b>			019AGM 019 096AGM




FORD  
VW  
▲  
\*


Adapter/Adattatore/Adaptateur/Adaptador/Адаптер  
Adapter/Adattatore/Adaptateur/Adaptador/Адаптер  
For cars with Start/Stop (Must replace AGM with AGM, EFB with EFB)  
Please check as 2 different size batteries can be fitted depending on electrical options




**VARTA**  
BY JOHNSON CONTROLS



# RENAULT > ROVER

		<b>Start Stop Plus / Start Stop</b> ... B51 2 / B60 2	<b>SILVER dynamic</b> ... 316 2	<b>BLUE dynamic</b> ... 313 2	<b>BLACK dynamic</b> ... 312 2		<b>UK</b>
<b>RENAULT</b>							
<b>MASTER III Bus (JD)</b>	10/03 →						
2.5 dCi (84 kW) *		595 901 085 <b>G14</b>	600 402 083 <b>H3</b>	595 402 080 <b>G3</b>			019AGM 019
<b>MASTER III Box (HD, FD)</b>	10/03 →						
2.5 dCi 100 (73 kW) / 2.5 dCi (74 kW) / 3.0 dCi 120 (85 kW) / 3.0 dCi 140 (100 kW) / 3.0 dCi 160 (115 kW) *		595 901 085 <b>G14</b>	600 402 083 <b>H3</b>	595 402 080 <b>G3</b>			019AGM 019
2.5 dCi (84 kW) *		595 901 085 <b>G14</b>	600 402 083 <b>H3</b>	595 402 080 <b>G3</b>			019AGM 019
<b>MASTER III Flatbed / Chassis (ED, UD)</b>	10/03 →						
2.5 dCi 100 (73 kW) / 2.5 dCi (74/88/107 kW) / 3.0 dCi 120 (85 kW) / 3.0 dCi 140 (100 kW) / 3.0 dCi 160 (115 kW) *		595 901 085 <b>G14</b>	600 402 083 <b>H3</b>	595 402 080 <b>G3</b>			019AGM 019
2.5 dCi (84 kW) *		595 901 085 <b>G14</b>	600 402 083 <b>H3</b>	595 402 080 <b>G3</b>			019AGM 019
<b>ROLLS-ROYCE</b>							
<b>CORNICHE Convertible</b>	01/00 →						
6.8 V8 Turbo (242 kW) *	-12/02		600 402 083 <b>H3</b>	570 413 063 <b>E24</b>			069 019
	01/03-01/03-	570 901 076 <b>E39</b>		574 012 068 <b>E11</b>			096AGM 096
<b>PHANTOM</b>	05/03 →						
6.75 (338 kW) *		595 901 085 <b>G14</b>	600 402 083 <b>H3</b>				019AGM 019
<b>SILVER SERAPH</b>	03/98 →						
5.4 (240 kW) *	-12/02		600 402 083 <b>H3</b>	570 413 063 <b>E24</b>			069 019
	01/03-01/03-	570 901 076 <b>E39</b>		574 012 068 <b>E11</b>			096AGM 096
<b>ROVER</b>							
<b>25 (RF)</b>	09/99 →						
1.1 16V (55 kW) / 1.4 16V (62/76 kW) / 1.6 16V (80 kW) *			563 400 061 <b>D15</b>	560 408 054 <b>D24</b>			027 063
			552 401 052 <b>C6</b>	544 402 044 <b>B18</b>			063
1.1 (44 kW)			552 401 052 <b>C6</b>	544 402 044 <b>B18</b>			063
1.8 16V (85 kW) *			561 400 060 <b>D21</b>	560 408 054 <b>D24</b>			027 075
			560 409 054 <b>D59</b>		553 400 047 <b>C10</b>		065 096
			577 400 078 <b>E44</b>				096
1.8 16V (107 kW) *			561 400 060 <b>D21</b>	560 409 054 <b>D59</b>			075 096
			577 400 078 <b>E44</b>	574 012 068 <b>E11</b>			096
2.0 iDT (74 kW) *			574 402 075 <b>E38</b>	572 409 068 <b>E43</b>	570 144 064 <b>E9</b>		100 096
			577 400 078 <b>E44</b>	574 012 068 <b>E11</b>	570 409 064 <b>E13</b>		096
<b>STREETWISE</b>	08/03 →						
1.4 (62 kW) *			563 400 061 <b>D15</b>	560 408 054 <b>D24</b>			027 063
			552 401 052 <b>C6</b>	544 402 044 <b>B18</b>			063
2.0 TD (74 kW) *			574 402 075 <b>E38</b>	572 409 068 <b>E43</b>			100 096
			577 400 078 <b>E44</b>	574 012 068 <b>E11</b>			096
<b>CITYROVER</b>	01/04 →						
1.4 (62 kW)			563 400 061 <b>D15</b>	560 408 054 <b>D24</b>			027
<b>45 (RT)</b>	02/00 →						
1.4 (76 kW) / 1.6 (80 kW) *			552 401 052 <b>C6</b>	544 402 044 <b>B18</b>			063 012
			554 400 053 <b>C30</b>	552 400 047 <b>C22</b>			012
1.8 (86 kW) / 2.0 V6 (110 kW) *			563 400 061 <b>D15</b>	560 408 054 <b>D24</b>			027 075
			561 400 060 <b>D21</b>	560 409 054 <b>D59</b>			075
2.0 iDT (74 kW) *			561 400 060 <b>D21</b>	560 409 054 <b>D59</b>			075 096
			577 400 078 <b>E44</b>	574 012 068 <b>E11</b>			096
<b>45 Saloon (RT)</b>	02/00 →						
1.4 (76 kW) / 1.6 (80 kW) *			552 401 052 <b>C6</b>	544 402 044 <b>B18</b>			063 012
			554 400 053 <b>C30</b>	552 400 047 <b>C22</b>			012
1.8 (86 kW) / 2.0 V6 (110 kW) *			563 400 061 <b>D15</b>	560 408 054 <b>D24</b>			027 075
			561 400 060 <b>D21</b>	560 409 054 <b>D59</b>			075

FORD Adapter/Adattatore/Adaptateur/Adaptador/Адаптер  
 VW Adapter/Adattatore/Adaptateur/Adaptador/Адаптер  
  
 \* For cars with Start/Stop (Must replace AGM with AGM, EFB with EFB)  
 Please check as 2 different size batteries can be fitted depending on electrical options

		<b>Start Stop Plus / Start Stop</b> ... B51 2 / B60 2	<b>SILVER dynamic</b> ... 316 2	<b>BLUE dynamic</b> ... 313 2	<b>BLACK dynamic</b> ... 312 2		<b>UK</b>
---	---	--	------------------------------------	----------------------------------	-----------------------------------	---	-----------




ROVER							
<b>45 Saloon (RT)</b>	02/00 →						
2.0 iDT (74 kW)			577 400 078 E44	574 012 068 E11			096
<b>75 (RJ)</b>	02/99 →						
1.8 (88 kW) / 1.8 Turbo (110 kW)			563 400 061 D15	560 408 054 D24	556 400 048 C14		027
2.0 V6 (110 kW) *			577 400 078 E44	574 012 068 E11	570 409 064 E13		100 096
2.5 V6 (129 kW) / 2.0 CDT (85 kW) / 2.0 CDTi (96 kW)			577 400 078 E44	574 012 068 E11	570 409 064 E13		096
<b>75 Tourer (RJ)</b>	08/01 →						
1.8 (88 kW) / 1.8 Turbo (110 kW) / 2.0 V6 (110 kW)			563 400 061 D15	560 408 054 D24			027
2.5 V6 (130 kW) / 2.0 CDT (85 kW) / 2.0 CDTi (96 kW)			577 400 078 E44	574 012 068 E11			096
<b>100 (METRO) (XP)</b>	11/89 - 12/98						
111 C/L/S (44 kW) / 114 S/L/GTA (55 kW) / 114 GTI/GT 16V CAT (66 kW) / 114 GTI 16V (69/76 kW) / 114 GSi (76 kW) *			552 401 052 C6 554 400 053 C30	544 402 044 B18 552 400 047 C22	541 400 036 A17 545 412 040 B19		063 012
114 D (38 kW) / 115 D (42 kW) *			561 400 060 D21	560 409 054 D59	553 400 047 C10		075 065
<b>100 Convertible (XP)</b>	04/94 - 12/98						
111 (44 kW) / 114 (55/75 kW) *			552 401 052 C6 554 400 053 C30	544 402 044 B18 552 400 047 C22	541 400 036 A17 545 412 040 B19		063 012
<b>200 Hatchback (XW)</b>	10/89 - 10/95						
214 (55 kW) / 214 Si/GSi (66 kW) / 214 GSi/Si (70/76 kW) / 216 GSi (82/85 kW) / 216 GTi (90/96 kW) *			552 401 052 C6 554 400 053 C30	544 402 044 B18 552 400 047 C22	541 400 036 A17 545 412 040 B19		063 012
220 GTi (100 kW) / 220 Turbo (147 kW) *			561 400 060 D21 554 400 053 C30	560 409 054 D59 552 400 047 C22	545 412 040 B19 553 400 047 C10		075 012 065
218 TD (65 kW) / 218 D (52 kW) *			561 400 060 D21	560 409 054 D59	553 400 047 C10		075 065
<b>200 (XH)</b>	03/85 - 09/89						
213 S (54 kW) / 216 (61 kW) / 216 Vitesse (75 kW) *			552 401 052 C6 554 400 053 C30	544 402 044 B18 552 400 047 C22	541 400 036 A17 545 412 040 B19		063 012
<b>200 Coupe (XW)</b>	10/92 - 06/99						
216 (90 kW) / 2.0 (152 kW) *			552 401 052 C6 554 400 053 C30	544 402 044 B18 552 400 047 C22	541 400 036 A17 545 412 040 B19		063 012
220 GSi (100 kW) / 220 Turbo (147 kW) *			561 400 060 D21 554 400 053 C30	560 409 054 D59 552 400 047 C22	545 412 040 B19 553 400 047 C10		075 012 065
<b>200 (RF)</b>	11/95 - 03/00						
211 (44 kW) / 214 i (55 kW) / 214 Si (76 kW) / 216 Si (82 kW)			552 401 052 C6	544 402 044 B18	541 400 036 A17		063
1.4 (66 kW)			552 401 052 C6	544 402 044 B18	541 400 036 A17		063
218 K Vi (107 kW) *			563 400 061 D15 561 400 060 D21	560 408 054 D24 560 409 054 D59	556 400 048 C14		027 075 065
220 D/SD (63 kW) / 220 SDi (77 kW) *			561 400 060 D21	560 409 054 D59	553 400 047 C10		075 065
<b>400 (XW)</b>	04/90 - 04/95						
414 GSi/Si (66 kW) / 414 GSi/Si CAT (76 kW) / 416 GSi (82 kW) / 416 GSi/GSE (85 kW) / 416 GTI (90 kW) / 416 GTI/GTE (96 kW) *			552 401 052 C6 554 400 053 C30	544 402 044 B18 552 400 047 C22	541 400 036 A17 545 412 040 B19		063 012
414 (70 kW)			554 400 053 C30	552 400 047 C22	545 412 040 B19		012
420 GSi/SLI/GTi/Vite (100 kW) / 420 GTI/GSi/Vitesse (103 kW) / 420 Turbo (147 kW) / 2.0 Turbo GSi Sport (152 kW) *			561 400 060 D21 554 400 053 C30	560 409 054 D59 552 400 047 C22	545 412 040 B19 553 400 047 C10		075 012 065
418 TD (65 kW) / 418 D (49 kW) *			561 400 060 D21	560 409 054 D59	553 400 047 C10		075 065
<b>400 Tourer (XW)</b>	09/93 - 11/98						
1.6 i (82 kW) / 1.8 i (107 kW) *			552 401 052 C6 554 400 053 C30	544 402 044 B18 552 400 047 C22	541 400 036 A17 545 412 040 B19		063 012

FORD  
VW  
▲  
\*




Adapter/Adattatore/Adaptateur/Adaptador/Адаптер  
Adapter/Adattatore/Adaptateur/Adaptador/Адаптер  
For cars with Start/Stop (Must replace AGM with AGM, EFB with EFB)  
Please check as 2 different size batteries can be fitted depending on electrical options

  
BY JOHNSON CONTROLS

# ROVER

		<b>Start Stop Plus / Start Stop</b> ... B51 2 / B60 2	<b>SILVER dynamic</b> ... 316 2	<b>BLUE dynamic</b> ... 313 2	<b>BLACK dynamic</b> ... 312 2		<b>UK</b>
<b>ROVER</b>							
<b>400 Tourer (XW)</b>	09/93 - 11/98						
2.0 i (100 kW) *			561 400 060 <i>D21</i> 554 400 053 <i>C30</i>	560 409 054 <i>D59</i> 552 400 047 <i>C22</i>	545 412 040 <i>B19</i> 553 400 047 <i>C10</i>		075 012 065
1.8 TD (65 kW) *			561 400 060 <i>D21</i>	560 409 054 <i>D59</i>	553 400 047 <i>C10</i>		075 065
<b>400 Hatchback (RT)</b>	05/95 - 03/00						
414 (55 kW)			552 401 052 <i>C6</i>	544 402 044 <i>B18</i>	541 400 036 <i>A17</i>		063
414 Si (76 kW) / 416 Si (82/83 kW)			552 401 052 <i>C6</i>	544 402 044 <i>B18</i>	541 400 036 <i>A17</i>		063
420 Si Lux (100 kW) *			563 400 061 <i>D15</i> 561 400 060 <i>D21</i>	560 408 054 <i>D24</i> 560 409 054 <i>D59</i>	556 400 048 <i>C14</i> 553 400 047 <i>C10</i>		027 075 065
420 D (63 kW) / 420 Di (77 kW) *			561 400 060 <i>D21</i>	560 409 054 <i>D59</i>	553 400 047 <i>C10</i>		075 065
<b>400 (RT)</b>	05/95 - 03/00						
414 Si (76 kW) / 416 Si (82/83 kW)			552 401 052 <i>C6</i>	544 402 044 <i>B18</i>	541 400 036 <i>A17</i>		063
420 Si Lux (100 kW)			563 400 061 <i>D15</i>	560 408 054 <i>D24</i>	556 400 048 <i>C14</i>		027
420 D (63 kW) / 420 Di (77 kW) *			561 400 060 <i>D21</i>	560 409 054 <i>D59</i>	553 400 047 <i>C10</i>		075 065
<b>416i</b>	05/86 - 12/89						
1.6 (88 kW)			552 401 052 <i>C6</i>	544 402 044 <i>B18</i>	541 400 036 <i>A17</i>		063
<b>600 (RH)</b>	08/93 - 02/99						
618 i/Si (85 kW) / 620 i (85 kW) / 620 Si (96 kW) / 620 Ti Vitesse (147 kW) / 623 Si (116 kW)			563 400 061 <i>D15</i>	560 408 054 <i>D24</i>	556 400 048 <i>C14</i>		027
620 Sdi (77 kW)			561 400 060 <i>D21</i>	560 409 054 <i>D59</i>			075
<b>800 Hatchback (XS)</b>	10/86 - 02/99						
2.0 (74 kW) / 2.5 Si (129 kW) / 2.7 (127 kW) / 2.5 (129 kW)			563 400 061 <i>D15</i>	560 408 054 <i>D24</i>	556 400 048 <i>C14</i>		027
820 SE/Si (88 kW) / 820 Si (98 kW) / 820 i/Si (103 kW) / 820 I/Si (100 kW) / 820 16V Turbo (132 kW) / 820 Sport (145 kW) / 2.5 Sterling (110 kW) / 827 Vitesse (124 kW) / 827 24V I/Si (124 kW) / 827 Vitesse/SLI (130 kW)			563 400 061 <i>D15</i>	560 408 054 <i>D24</i>	556 400 048 <i>C14</i>		027
825 D/SD (87 kW)			577 400 078 <i>E44</i>	574 012 068 <i>E11</i>	570 409 064 <i>E13</i>		096
<b>800 (XS)</b>	10/86 - 02/99						
820 (74 kW) / 2.0 E (84 kW) / 820e (88 kW) / 820 SE/Si (88 kW) / 820 Si (98 kW) / 820 16 V I/Si (103 kW) / 820 I/Si (100 kW) / 2.0 Turbo (120 kW) / 820 16V Turbo (132 kW) / 820 Sport (145 kW) / 825 Si/Sterling (110/123/127 kW) / 825 Si Lux (129 kW) / 827 Si/Sterling (124/130 kW)			563 400 061 <i>D15</i>	560 408 054 <i>D24</i>	556 400 048 <i>C14</i>		027
2.7 (127 kW)			563 400 061 <i>D15</i>	560 408 054 <i>D24</i>	556 400 048 <i>C14</i>		027
825 D/SD (87 kW)			577 400 078 <i>E44</i>	574 012 068 <i>E11</i>	570 409 064 <i>E13</i>		096
<b>800 Coupe</b>	08/92 - 02/99						
825 Si (129 kW) / 827 24V (124 kW)			563 400 061 <i>D15</i>	560 408 054 <i>D24</i>	556 400 048 <i>C14</i>		027
825 SD (87 kW)			577 400 078 <i>E44</i>	574 012 068 <i>E11</i>	570 409 064 <i>E13</i>		096
<b>2000-3500 Hatchback (SD1)</b>	06/76 - 10/86						
2000 (74 kW) / 2300 (88 kW) / 2600 S (93 kW) / 2600 (99 kW) / 3500 (115 kW) / 3500 Vitesse (142 kW) / 2400 TD (67 kW)				570 413 063 <i>E24</i>			069
<b>CABRIOLET (XW)</b>	04/90 - 11/99						
214 1.4 (66 kW) / 214 1.4i 16V (76 kW) / 216 1.6i 16V (82 kW) / 1.6 (82 kW) / 216 1.6i (90 kW)			552 401 052 <i>C6</i>	544 402 044 <i>B18</i>	541 400 036 <i>A17</i>		063
<b>COUPE</b>	03/96 - 11/99						
1.6 16 V (82 kW)			552 401 052 <i>C6</i>	544 402 044 <i>B18</i>	541 400 036 <i>A17</i>		063
1.8 16 V (107 kW)			563 400 061 <i>D15</i>	560 408 054 <i>D24</i>	556 400 048 <i>C14</i>		027




FORD  
VW  
△  
\* Adapter/Adattatore/Adaptateur/Adaptador/Адаптер  
Adapter/Adattatore/Adaptateur/Adaptador/Адаптер  
For cars with Start/Stop (Must replace AGM with AGM, EFB with EFB)  
Please check as 2 different size batteries can be fitted depending on electrical options

		<b>Start Stop Plus / Start Stop</b> ... B51 2 / B60 2	<b>SILVER dynamic</b> ... 316 2	<b>BLUE dynamic</b> ... 313 2	<b>BLACK dynamic</b> ... 312 2		<b>UK</b>
<b>ROVER</b>							
<b>MAESTRO</b>	09/90 - 01/95						
1.3 (49 kW) / 1.6 (63 kW) / 2.0 D (44 kW) / 2.0 TD (60 kW)			552 401 052 C6	544 402 044 B18	541 400 036 A17		063
<b>MINI MK I</b>	01/91 →						
1000 (30 kW) / 1300 (37/39/45/46 kW)					545 077 030 B23		048
1.3 Cooper S (63 kW)				545 155 033 B31			156
<b>MINI MK I Convertible (XN)</b>	09/92 →						
1300 (46 kW) / 1.3 S (46 kW) / 1.3 (63 kW)					545 077 030 B23		048
<b>MONTEGO</b>	10/88 - 10/95						
1.6 (61 kW) *			561 400 060 D21	560 409 054 D59	553 400 047 C10		075 065
2.0 i CAT (75 kW) / 2.0 GTi (86 kW) *			561 400 060 D21	560 409 054 D59	553 400 047 C10		075 065
2.0 D Turbo (60 kW)			561 400 060 D21	560 409 054 D59			075
<b>MONTEGO Estate (XE)</b>	10/84 - 12/93						
1.3 (50 kW) / 2.0 GTi/LXi (75 kW) / 2.0 GTi (86 kW) *			561 400 060 D21	560 409 054 D59	553 400 047 C10		075 065
1.6 (61 kW) *			561 400 060 D21	560 409 054 D59	553 400 047 C10		075 065
2.0 Turbo-D (60 kW)			561 400 060 D21	560 409 054 D59			075
<b>SAAB</b>							
<b>9-3 (YS3D)</b>	02/98 - 09/02						
2.0 i (96 kW) / 2.0 Turbo (110/113/136/151 kW) / 2.0 SE Turbo (147 kW) / 2.3 i (110 kW) / 2.3 Turbo (165 kW) / 2.3 (169 kW)			563 400 061 D15	560 408 054 D24	556 400 048 C14		027
2.2 TiD (85 kW) *		595 901 085 G14	600 402 083 H3	595 402 080 G3	590 122 072 F6		017 019AGM 019
<b>9-3 Cabriolet (YS3D)</b>	02/98 - 08/03						
2.0 i (96 kW) / 2.0 Turbo (110/113/136/151 kW) / 2.0 SE Turbo (147 kW) / 2.3 i (110 kW) / 2.3 Turbo (165 kW) / 2.3 (169 kW)			563 400 061 D15	560 408 054 D24	556 400 048 C14		027
<b>9-3 (YS3F)</b>	09/02 →						
1.8 i (90 kW) / 2.0 t (129 kW) / 2.0 T (154 kW) / 2.0 Turbo Performance (185 kW) / 2.8 Turbo V6 (184 kW)			563 400 061 D15	560 408 054 D24			027
1.8t (110 kW) / 1.8t BioPower (110 kW) / 2.0 t BioPower (129/145/147 kW) / 2.0 T BioPower (154 kW) / 2.0 Turbo XWD (154 kW) / 2.0 T (177 kW) / 2.8 Turbo V6 (188/203 kW) / 2.8 Turbo V6 XWD (206 kW)			563 400 061 D15	560 408 054 D24			027
1.9 TiD (88 kW) *		570 901 076 E39	585 200 080 F18 577 400 078 E44	580 406 074 F17 574 012 068 E11			096AGM 110 096
1.9 TTiD (132 kW) *		570 901 076 E39	585 200 080 F18 577 400 078 E44	580 406 074 F17 574 012 068 E11			096AGM 110 096
2.2 TiD (92 kW) *		570 901 076 E39	585 200 080 F18 577 400 078 E44	580 406 074 F17 574 012 068 E11			096AGM 110 096
<b>9-3 Convertible (YS3F)</b>	08/03 →						
1.8 t (110 kW) / 2.0 t (129 kW) / 2.0 T (154 kW) / 2.0 Turbo Performance (185 kW) / 2.8 Turbo V6 (184 kW)			563 400 061 D15	560 408 054 D24			027
1.8 t BioPower (110 kW) / 2.0 t BioPower (129/145/147 kW) / 2.0 (143 kW) / 2.8 Turbo V6 (188/203/206 kW)			563 400 061 D15	560 408 054 D24			027
1.9 TiD (110 kW)			585 200 080 F18	580 406 074 F17			110
1.9 TTiD (132 kW)			585 200 080 F18	580 406 074 F17			110

FORD  
VW  
▲




Adapter/Adattatore/Adaptateur/Adaptador/Адаптер  
Adapter/Adattatore/Adaptateur/Adaptador/Адаптер  
For cars with Start/Stop (Must replace AGM with AGM, EFB with EFB)  
Please check as 2 different size batteries can be fitted depending on electrical options

**VARTA**  
BY JOHNSON CONTROLS

		<b>Start Stop Plus / Start Stop</b> ... B51 2 / B60 2	<b>SILVER dynamic</b> ... 316 2	<b>BLUE dynamic</b> ... 313 2	<b>BLACK dynamic</b> ... 312 2		<b>UK</b>
---	---	--	------------------------------------	----------------------------------	-----------------------------------	---	-----------

SAAB							
<b>9-3 Estate</b>	03/05 →						
1.8 i (90 kW) / 2.0 t (110/129 kW) / 2.0 T (154 kW) / 2.8 Turbo V6 (184 kW)			563 400 061 D15	560 408 054 D24			027
1.8 t (110 kW) / 1.8 t BioPower (110 kW) / 2.0 t BioPower (129/145 kW) / 2.0 (143 kW) / 2.0 T (147 kW) / 2.0 T XWD (154 kW) / 2.8 Turbo V6 (188/203 kW) / 2.8 Turbo V6 XWD (206 kW)			563 400 061 D15	560 408 054 D24			027
1.9 TiD (88 kW) *		570 901 076 E39	585 200 080 F18 577 400 078 E44	580 406 074 F17 574 012 068 E11			096AGM 110 096
1.9 TTiD (132 kW) *		570 901 076 E39	585 200 080 F18 577 400 078 E44	580 406 074 F17 574 012 068 E11			096AGM 110 096
<b>9-3X</b>	02/09 →						
2.0 T (154 kW) / 2.0 T BioPower (154 kW)			563 400 061 D15	560 408 054 D24			027
1.9 TTiD (132 kW) *		570 901 076 E39	585 200 080 F18 577 400 078 E44	580 406 074 F17 574 012 068 E11			096AGM 110 096
<b>9-5 (YS3E)</b>	09/97 →						
2.0 t (110 kW) / 2.0 T Biopower (132 kW) / 2.0 (136 kW) / 2.0 Turbo SE (141 kW) / 2.3 t (125/136 kW) / 2.3 Turbo (162/169/184/191 kW) / 2.3 (224 kW) / 3.0 V6t (147 kW) / 1.9 TiD (110 kW) / 2.2 TiD (88 kW) / 3.0 TiD (130 kW) *		570 901 076 E39	577 400 078 E44	574 012 068 E11	570 409 064 E13		096AGM 096
2.0 t BioPower (110 kW) *		570 901 076 E39	577 400 078 E44	574 012 068 E11			096AGM 096
2.3 Turbo (134 kW) / 2.3 t BioPower (136/152 kW) *		570 901 076 E39	577 400 078 E44	574 012 068 E11			096AGM 096
<b>9-5 Estate (YS3E)</b>	10/98 →						
2.0 t (110 kW) / 2.0 T Biopower (132 kW) / 2.0 (136 kW) / 2.3 t (125/136 kW) / 2.3 Turbo (162/169/184 kW) / 3.0 V6t (147 kW) / 2.3 (224 kW) / 2.2 TiD (88 kW) / 3.0 TiD (130 kW) *		570 901 076 E39	577 400 078 E44	574 012 068 E11	570 409 064 E13		096AGM 096
2.0 t BioPower (110 kW) / 2.3 t BioPower (136/152/154 kW) / 2.3 Turbo (188 kW) *		570 901 076 E39	577 400 078 E44	574 012 068 E11			096AGM 096
1.9 TiD (110 kW) *		570 901 076 E39	585 200 080 F18 577 400 078 E44	580 406 074 F17 574 012 068 E11			096AGM 110 096
1.9 TiD (129 kW) *		570 901 076 E39	585 200 080 F18 577 400 078 E44	580 406 074 F17 574 012 068 E11			096AGM 110 096
<b>90</b>	08/84 - 08/87						
2.0 (74 kW)				560 411 054 D48			014
<b>99 Combi Coupe</b>	08/68 - 01/87						
2.0 (81 kW)				560 411 054 D48			014
2.0 i (87 kW)				560 411 054 D48			014
<b>99</b>	11/67 - 01/87						
2.0 GL (74 kW)				560 411 054 D48			014
<b>900 I Combi Coupe</b>	09/78 - 06/94						
2.0 (73 kW) / 2.0 -16 (107 kW) / 2.0 T8 (114 kW) / 2.1 16 S (107 kW)			563 400 061 D15	560 408 054 D24	556 400 048 C14		027
2.0 c (74 kW) / 2.0 (80 kW) / 2.0 i (81/85 kW) / 2.0 -16 (92 kW) / 2.0 S Turbo-16 (104 kW) / 2.0 Turbo (107/110 kW) / 2.0 Turbo-16 (118/132 kW) / 2.1 -16 (100 kW)			563 400 061 D15	560 408 054 D24	556 400 048 C14		027
2.0 -16 (93 kW) *			563 400 061 D15	560 408 054 D24 570 413 063 E24	556 400 048 C14		027 069
<b>900 I (AC4, AM4)</b>	01/79 - 12/93						
2.0 (73 kW) / 2.0 c (74/79 kW) / 2.0 i (81/85 kW) / 2.1 -16 (100 kW)			563 400 061 D15	560 408 054 D24	556 400 048 C14		027




FORD Adapter/Adattatore/Adaptateur/Adaptador/Адаптер  
 VW Adapter/Adattatore/Adaptateur/Adaptador/Адаптер  
 \* For cars with Start/Stop (Must replace AGM with AGM, EFB with EFB)  
 Please check as 2 different size batteries can be fitted depending on electrical options




		Start Stop Plus / Start Stop ... B51 2 / B60 2	SILVER <i>dynamic</i> ... 316 2	BLUE <i>dynamic</i> ... 313 2	BLACK <i>dynamic</i> ... 312 2		UK
<b>SAAB</b>							
<b>900 I (AC4, AM4)</b>	01/79 - 12/93						
2.0 (80 kW) / 2.0 8V Turbo (114 kW) / 2.1 16 S (107 kW)			563 400 061 <i>D15</i>	560 408 054 <i>D24</i>	556 400 048 <i>C14</i>		027
<b>900 I Convertible</b>	10/86 - 06/94						
2.0 (81 kW) / 2.0 16v (98 kW) / 2.1 16 S (107 kW)			563 400 061 <i>D15</i>	560 408 054 <i>D24</i>	556 400 048 <i>C14</i>		027
2.0 -16 (93 kW) / 2.0 S Turbo-16 (104 kW) / 2.1 -16 (100 kW)			563 400 061 <i>D15</i>	560 408 054 <i>D24</i>	556 400 048 <i>C14</i>		027
<b>900 II</b>	07/93 - 02/98						
2.0 i (96 kW) / 2.0 -16 Turbo (136 kW) / 2.3 -16 (110 kW) *		570 901 076 <i>E39</i>	577 400 078 <i>E44</i>	574 012 068 <i>E11</i>	570 409 064 <i>E13</i>		027 096AGM 096
2.5 -24 V6 (125 kW) *		570 901 076 <i>E39</i>	577 400 078 <i>E44</i>	574 012 068 <i>E11</i>	570 409 064 <i>E13</i>		096AGM 096
<b>900 II Coupe</b>	12/93 - 02/98						
2.0 i (96 kW) / 2.0 -16 Turbo (136 kW) / 2.3 -16 (110 kW) *		570 901 076 <i>E39</i>	577 400 078 <i>E44</i>	574 012 068 <i>E11</i>	570 409 064 <i>E13</i>		027 096AGM 096
2.5 -24 V6 (125 kW) *		570 901 076 <i>E39</i>	577 400 078 <i>E44</i>	574 012 068 <i>E11</i>	570 409 064 <i>E13</i>		096AGM 096
<b>900 II Convertible</b>	12/93 - 02/98						
2.0 i (96 kW) / 2.0 -16 Turbo (136 kW) / 2.3 -16 (110 kW) *		570 901 076 <i>E39</i>	577 400 078 <i>E44</i>	574 012 068 <i>E11</i>	570 409 064 <i>E13</i>		027 096AGM 096
2.5 -24 V6 (125 kW) *		570 901 076 <i>E39</i>	577 400 078 <i>E44</i>	574 012 068 <i>E11</i>	570 409 064 <i>E13</i>		096AGM 096
<b>9000 Hatchback</b>	09/84 - 12/98						
2.0 -16 (92 kW) / 2.0 -16 CS (94/96 kW) / 2.0 -16 ND Turbo (110 kW) / 2.0 -16 Turbo (118/120/127/129 kW) / 2.0 -16 Turbo CS (136 kW) / 2.0 T16 (150 kW)			563 400 061 <i>D15</i>	560 408 054 <i>D24</i>	556 400 048 <i>C14</i>		027
2.0 -16 (94 kW) / 2.0 16v (143 kW)			563 400 061 <i>D15</i>	560 408 054 <i>D24</i>	556 400 048 <i>C14</i>		027
2.0 (99 kW) / 2.3 (110 kW) *		570 901 076 <i>E39</i>	577 400 078 <i>E44</i>	574 012 068 <i>E11</i>	570 409 064 <i>E13</i>		096AGM 096
2.3 -16 CS (107 kW) / 2.3 -16 CSE (108 kW) / 2.3 -16 CSE Eco Power (125 kW) / 2.3 -16 Turbo (143 kW) / 2.3 -16 Aero CS (162/165 kW) / 3.0 -24 V6 CS/CSE (155 kW) *		570 901 076 <i>E39</i>	577 400 078 <i>E44</i>	574 012 068 <i>E11</i>	570 409 064 <i>E13</i>		096AGM 096
2.3 -16 Turbo CSE (147 kW)			563 400 061 <i>D15</i>	560 408 054 <i>D24</i>	556 400 048 <i>C14</i>		027
<b>9000</b>	04/85 - 12/98						
2.0 -16 (94 kW) / 2.0 -16 CD (96/110 kW) / 2.0 -16 Turbo CD (108/120/136 kW) / 2.0 -16 Turbo (118/129 kW) / 2.0 T16 (150 kW)			563 400 061 <i>D15</i>	560 408 054 <i>D24</i>	556 400 048 <i>C14</i>		027
2.0 (99 kW) / 2.0 Carlsson (143 kW)			563 400 061 <i>D15</i>	560 408 054 <i>D24</i>	556 400 048 <i>C14</i>		027
2.3 -16 CD (107 kW) / 2.3 -16 CDE (108 kW) / 2.3 -16 CDE Eco-Power (125 kW) / 2.3 -16 Turbo (143 kW) / 2.3 (165 kW) / 3.0 -24 V6 CD/CDE (155 kW) *		570 901 076 <i>E39</i>	577 400 078 <i>E44</i>	574 012 068 <i>E11</i>	570 409 064 <i>E13</i>		096AGM 096
2.3 (110 kW) *		570 901 076 <i>E39</i>	577 400 078 <i>E44</i>	574 012 068 <i>E11</i>	570 409 064 <i>E13</i>		096AGM 096
2.3 -16 CD Turbo (147 kW)			563 400 061 <i>D15</i>	560 408 054 <i>D24</i>	556 400 048 <i>C14</i>		027
<b>SEAT</b>							
<b>ALHAMBRA (7V8, 7V9)</b>	04/96 →						
1.8 T 20V (110 kW) *	10/97-03/00 04/00- 04/00- 10/97-03/00 04/00-	570 901 076 <i>E39</i>	577 400 078 <i>E44</i> 577 400 078 <i>E44</i>	574 012 068 <i>E11</i>	570 409 064 <i>E13</i>	VW VW	027 027 096AGM 096 096
2.0 i (85 kW) *	04/96-03/00 04/00- 04/00- 04/96-03/00 04/00-	570 901 076 <i>E39</i>	577 400 078 <i>E44</i> 577 400 078 <i>E44</i>	574 012 068 <i>E11</i>	570 409 064 <i>E13</i>	VW VW	027 027 096AGM 096 096

FORD  
VW  
▲  
\*

Adapter/Adattatore/Adaptateur/Adaptador/Адаптер  
Adapter/Adattatore/Adaptateur/Adaptador/Адаптер  
For cars with Start/Stop (Must replace AGM with AGM, EFB with EFB)  
Please check as 2 different size batteries can be fitted depending on electrical options

**VARTA**  
BY JOHNSON CONTROLS

		<b>Start Stop Plus / Start Stop</b> ... B51 2 / B60 2	<b>SILVER dynamic</b> ... 316 2	<b>BLUE dynamic</b> ... 313 2	<b>BLACK dynamic</b> ... 312 2		<b>UK</b>
<b>SEAT</b>							
<b>ALHAMBRA (7V8, 7V9)</b>	04/96 →						
2.8 V6 (150 kW) *	06/00-06/00-	570 901 076 <b>E39</b>	577 400 078 <b>E44</b>	574 012 068 <b>E11</b>			096AGM 096
2.8 V6 4motion (150 kW) *	04/01-04/01-	570 901 076 <b>E39</b>	577 400 078 <b>E44</b>	574 012 068 <b>E11</b>			096AGM 096
1.9 TDI (66 kW) *	04/96-05/00 04/96-05/00	570 901 076 <b>E39</b>	600 402 083 <b>H3</b> 577 400 078 <b>E44</b>	595 402 080 <b>G3</b> 574 012 068 <b>E11</b>	590 122 072 <b>F6</b>	VW VW	017 019 096AGM 096
1.9 TDI (81 kW) *	08/96-05/00		600 402 083 <b>H3</b> 577 400 078 <b>E44</b>	595 402 080 <b>G3</b> 574 012 068 <b>E11</b>	590 122 072 <b>F6</b>	VW VW	017 019 096
1.9 TDI (85 kW) *	06/00-06/00-	595 901 085 <b>G14</b>	585 200 080 <b>F18</b> 577 400 078 <b>E44</b>	580 406 074 <b>F17</b> 574 012 068 <b>E11</b>			019AGM 110 096
1.9 TDI 4motion (85 kW) *	02/01-02/01-02/01-	595 901 085 <b>G14</b>	585 200 080 <b>F18</b>	580 406 074 <b>F17</b>			019AGM 110
1.9 TDI (96 kW) *	11/02-11/02-	595 901 085 <b>G14</b>	585 200 080 <b>F18</b> 577 400 078 <b>E44</b>	580 406 074 <b>F17</b> 574 012 068 <b>E11</b>			019AGM 110 096
1.9 Tdi 4x4 (96 kW) / 2.0 TDI (103 kW) *		595 901 085 <b>G14</b>	585 200 080 <b>F18</b>	580 406 074 <b>F17</b>			019AGM 110
1.9 TDI (110 kW) *		595 901 085 <b>G14</b>	585 200 080 <b>F18</b> 577 400 078 <b>E44</b>	580 406 074 <b>F17</b> 574 012 068 <b>E11</b>			019AGM 110 096
<b>ALTEA (5P1)</b>	03/04 →						
1.4 16V (63 kW)			554 400 053 <b>C30</b>	552 400 047 <b>C22</b>			012
1.4 TSI (92 kW)			554 400 053 <b>C30</b>	552 400 047 <b>C22</b>			012
1.6 (75 kW) *		570 901 076 <b>E39</b>	554 400 053 <b>C30</b> 577 400 078 <b>E44</b>	552 400 047 <b>C22</b> 574 012 068 <b>E11</b>			096AGM 012 096
1.8 TFSI (118 kW) *		570 901 076 <b>E39</b>	563 400 061 <b>D15</b> 577 400 078 <b>E44</b>	560 408 054 <b>D24</b> 574 012 068 <b>E11</b>			027 096AGM 096
2.0 FSI (110 kW) / 1.9 TDI (77 kW) / 2.0 TDI (100/103 kW) / 2.0 TDI 16V (103 kW) *		570 901 076 <b>E39</b>	577 400 078 <b>E44</b>	574 012 068 <b>E11</b>			096AGM 096
1.6 TDI (77 kW)			563 400 061 <b>D15</b>	560 408 054 <b>D24</b>			027
<b>ALTEA XL (5P5)</b>	10/06 →						
1.4 16V (63 kW)			554 400 053 <b>C30</b>	552 400 047 <b>C22</b>			012
1.4 TSI (92 kW) / 1.6 (75 kW) *			563 400 061 <b>D15</b>	552 400 047 <b>C22</b>			027 012
1.6 Multifuel (75 kW) *		570 901 076 <b>E39</b>	554 400 053 <b>C30</b> 577 400 078 <b>E44</b>	552 400 047 <b>C22</b> 574 012 068 <b>E11</b>			096AGM 012 096
1.8 TFSI (118 kW) / 2.0 FSI (110 kW)			563 400 061 <b>D15</b>	560 408 054 <b>D24</b>			027
2.0 TFSI 4x4 (147 kW) / 1.9 TDI (77 kW) / 2.0 TDI (103/125 kW) / 2.0 TDI 16V (103 kW) / 2.0 TDI 4x4 (125 kW) *		570 901 076 <b>E39</b>	563 400 061 <b>D15</b> 577 400 078 <b>E44</b>	560 408 054 <b>D24</b> 574 012 068 <b>E11</b>			027 096AGM 096
1.6 TDI (77 kW) / 2.0 TDI (100 kW) / 2.0 TDI 4x4 (103 kW) *		570 901 076 <b>E39</b>	577 400 078 <b>E44</b>	574 012 068 <b>E11</b>			096AGM 096
<b>AROSA (6H)</b>	05/97 - 06/04						
1.0 (37 kW) *				542 400 039 <b>B35</b> 544 402 044 <b>B18</b>	541 400 036 <b>A17</b>		202 063
1.0 (37 kW)				544 402 044 <b>B18</b>	541 400 036 <b>A17</b>		063
1.4 (44 kW)			554 400 053 <b>C30</b>	552 400 047 <b>C22</b>	545 412 040 <b>B19</b>		012
1.4 16V (74 kW) / 1.4 TDI (55 kW) / 1.7 SDI (44 kW)			563 400 061 <b>D15</b>	560 408 054 <b>D24</b>			027
<b>CORDOBA (6K2/C2)</b>	02/93 - 10/99						
1.0 i (37 kW) / 1.0 CL (33 kW) / 1.4 i (44 kW) / 1.3 (40 kW) / 1.4 (40 kW) / 1.6 i (55/55 kW)			552 401 052 <b>C6</b>	544 402 044 <b>B18</b>	541 400 036 <b>A17</b>	VW	063

		Start Stop Plus / Start Stop ... B51 2 / B60 2	SILVER <i>dynamic</i> ... 316 2	BLUE <i>dynamic</i> ... 313 2	BLACK <i>dynamic</i> ... 312 2		UK
<b>SEAT</b>							
<b>CORDOBA (6K2/C2)</b>	02/93 - 10/99						
1.4 i (16V (74 kW)) / 1.6 i (74 kW) / 1.8 i (66 kW) / 1.8 i (16V (95 kW)) / 2.0 i (85 kW) / 2.0 i (16V (110 kW)) *			561 400 060 <i>D21</i>	560 409 054 <i>D59</i>	553 400 047 <i>C10</i>	VW VW	075 065
1.7 SDI (44 kW) / 1.9 D (47/50 kW) / 1.9 SDI (47 kW) / 1.9 TD (55 kW) / 1.9 TDI (66/81 kW)			574 402 075 <i>E38</i>	572 409 068 <i>E43</i>	570 144 064 <i>E9</i>	VW	100
<b>CORDOBA Hatchback</b>	11/95 - 06/99						
1.6 SXE (55 kW) / 1.6 i (74 kW) / 2.0 (85/110 kW)			563 400 061 <i>D15</i>	560 408 054 <i>D24</i>	556 400 048 <i>C14</i>		027
1.9 D (66 kW) *		570 901 076 <i>E39</i>	577 400 078 <i>E44</i>	574 012 068 <i>E11</i>	570 409 064 <i>E13</i>		096AGM 096
<b>CORDOBA Vario (6K5)</b>	08/96 - 06/99						
1.4 (40 kW)			554 400 053 <i>C30</i>	552 400 047 <i>C22</i>	545 412 040 <i>B19</i>		012
1.4 i (44 kW)			552 401 052 <i>C6</i>	544 402 044 <i>B18</i>	541 400 036 <i>A17</i>		063
1.6 i (55 kW)			552 401 052 <i>C6</i>	544 402 044 <i>B18</i>	541 400 036 <i>A17</i>		063
1.7 SDI (44 kW) / 1.9 SDI (47 kW) / 1.9 TDI (66/81 kW)			574 402 075 <i>E38</i>	572 409 068 <i>E43</i>	570 144 064 <i>E9</i>		100
<b>CORDOBA</b>	05/99 - 09/02						
1.0 (37 kW)			554 400 053 <i>C30</i>	552 400 047 <i>C22</i>	545 412 040 <i>B19</i>		012
1.4 (44 kW) / 1.6 (74/55 kW) / 1.8 (115 kW)			563 400 061 <i>D15</i>	560 408 054 <i>D24</i>			027
1.9 D (50 kW) *		570 901 076 <i>E39</i>	577 400 078 <i>E44</i>	574 012 068 <i>E11</i>	570 409 064 <i>E13</i>		096AGM 096
<b>CORDOBA Hatchback (6K2)</b>	06/99 - 10/02						
1.0 (37 kW) / 1.0 16V (51 kW) / 1.4 (44 kW) / 1.4 16V (55/74 kW)			554 400 053 <i>C30</i>	552 400 047 <i>C22</i>	545 412 040 <i>B19</i>		012
1.6 (55 kW) *			563 400 061 <i>D15</i>	560 408 054 <i>D24</i>	556 400 048 <i>C14</i>		027
1.8 T 20V Cupra (115 kW)			554 400 053 <i>C30</i>	552 400 047 <i>C22</i>	545 412 040 <i>B19</i>		012
1.9 SDI (50 kW) / 1.9 TDI (66/81 kW) *		570 901 076 <i>E39</i>	577 400 078 <i>E44</i>	574 012 068 <i>E11</i>	570 409 064 <i>E13</i>		096AGM 096
<b>CORDOBA Vario (6K5)</b>	06/99 - 12/02						
1.4 (44 kW) / 1.4 16V (55 kW) / 1.6 (55/74 kW)			554 400 053 <i>C30</i>	552 400 047 <i>C22</i>	545 412 040 <i>B19</i>		012
1.4 (74 kW)			554 400 053 <i>C30</i>	552 400 047 <i>C22</i>			012
1.9 SDI (50 kW) / 1.9 TDI (66/81 kW) *		570 901 076 <i>E39</i>	577 400 078 <i>E44</i>	574 012 068 <i>E11</i>	570 409 064 <i>E13</i>		096AGM 096
<b>CORDOBA (6L2)</b>	09/02 →						
1.2 (47 kW) / 1.2 12V (51 kW)			554 400 053 <i>C30</i>	552 400 047 <i>C22</i>			012
1.4 16V (55 kW) / 1.6 (74 kW) / 1.6 16V (77 kW) / 2.0 (85 kW)			563 400 061 <i>D15</i>	560 408 054 <i>D24</i>			027
1.4 TDI (51 kW) / 1.9 SDI (47 kW) / 1.9 TDI (74/96 kW) *		570 901 076 <i>E39</i>	577 400 078 <i>E44</i>	574 012 068 <i>E11</i>			096AGM 096
<b>EXEO (3R2)</b>	03/09 →						
1.6 (75 kW)			563 400 061 <i>D15</i>	560 408 054 <i>D24</i>			027
1.8 T (110 kW) / 2.0 TFSI (147 kW) / 2.0 TDI (88/105/125 kW) *		570 901 076 <i>E39</i>	577 400 078 <i>E44</i>	574 012 068 <i>E11</i>			096AGM 096
<b>EXEO ST (3R5)</b>	06/09 →						
1.6 (75 kW) / 1.8 T (110 kW) / 2.0 TFSI (147 kW) / 2.0 TDI (88/105/125 kW) *		570 901 076 <i>E39</i>	577 400 078 <i>E44</i>	574 012 068 <i>E11</i>			096AGM 096
<b>FURA (025A)</b>	01/82 - 12/86						
0.9 (29 kW) / 1.4 (55 kW)					545 413 040 <i>B20</i>		077
<b>IBIZA I (021A)</b>	06/84 - 12/93						
0.9 (29 kW) / 1.2 (44/47 kW) / 1.2 i (52 kW) / 1.5 (63 kW) / 1.5 i (65/74 kW) / 1.5 i CAT (66 kW) / 1.7 (72/76 kW)			552 401 052 <i>C6</i>	544 402 044 <i>B18</i>	541 400 036 <i>A17</i>		063
1.7 D (40 kW) *			563 401 061 <i>D39</i>	560 127 054 <i>D43</i>	556 401 048 <i>C15</i>		078 077
<b>IBIZA II (6K1)</b>	03/93 - 08/99						
1.0 i (37 kW) / 1.0 (33 kW) / 1.3 i (40 kW) *			552 401 052 <i>C6</i>	544 402 044 <i>B18</i>	541 400 036 <i>A17</i>		202 063
1.4 (40 kW)			552 401 052 <i>C6</i>	544 402 044 <i>B18</i>	541 400 036 <i>A17</i>		063

FORD

VW

▲

\*

Adapter/Adattatore/Adaptateur/Adaptador/Адаптер

Adapter/Adattatore/Adaptateur/Adaptador/Адаптер




For cars with Start/Stop (Must replace AGM with AGM, EFB with EFB)

Please check as 2 different size batteries can be fitted depending on electrical options






BY JOHNSON CONTROLS



		<b>Start Stop Plus / Start Stop</b> ... B51 2 / B60 2	<b>SILVER dynamic</b> ... 316 2	<b>BLUE dynamic</b> ... 313 2	<b>BLACK dynamic</b> ... 312 2		<b>UK</b>
<b>SEAT</b>							
<b>IBIZA II (6K1)</b>	03/93 - 08/99						
1.4 i (44 kW) / 1.4 i 16V (74 kW) / 1.6 i (55/74/55 kW) *			563 400 061 <i>D15</i> 552 401 052 <i>C6</i>	560 408 054 <i>D24</i> 544 402 044 <i>B18</i> 552 400 047 <i>C22</i>	556 400 048 <i>C14</i> 541 400 036 <i>A17</i> 545 412 040 <i>B19</i>		027 063 012
1.8 i (66 kW) *			563 400 061 <i>D15</i>	560 408 054 <i>D24</i> 552 400 047 <i>C22</i>	556 400 048 <i>C14</i> 545 412 040 <i>B19</i>		027 012
1.8 i 16V (95 kW) *			563 400 061 <i>D15</i> 552 401 052 <i>C6</i> 554 400 053 <i>C30</i>	544 402 044 <i>B18</i> 552 400 047 <i>C22</i>	541 400 036 <i>A17</i> 545 412 040 <i>B19</i>		027 063 012
2.0 i (85 kW) *			563 400 061 <i>D15</i> 552 401 052 <i>C6</i>	544 402 044 <i>B18</i> 552 400 047 <i>C22</i>	541 400 036 <i>A17</i> 545 412 040 <i>B19</i>		027 063 012
2.0 i 16V (110 kW) *			563 400 061 <i>D15</i> 554 400 053 <i>C30</i>	552 400 047 <i>C22</i>	545 412 040 <i>B19</i>		027 012
1.7 SDI (44 kW) / 1.9 D (47 kW) / 1.9 TDI (66 kW)			577 400 078 <i>E44</i>	574 012 068 <i>E11</i>	570 409 064 <i>E13</i>		096
1.9 SDI (47 kW) / 1.9 D (50 kW) / 1.9 TD (55 kW) *			563 401 061 <i>D39</i> 577 400 078 <i>E44</i>	560 127 054 <i>D43</i> 574 012 068 <i>E11</i>	556 401 048 <i>C15</i> 570 409 064 <i>E13</i>		078 077 096
1.9 TDI (81 kW) *			563 401 061 <i>D39</i> 577 400 078 <i>E44</i>	560 127 054 <i>D43</i> 574 012 068 <i>E11</i>	556 401 048 <i>C15</i> 570 409 064 <i>E13</i>	VW VW	078 077 096
<b>IBIZA III (6K1)</b>	08/99 - 02/02						
1.0 (37 kW) *			552 401 052 <i>C6</i>	542 400 039 <i>B35</i> 544 402 044 <i>B18</i>	541 400 036 <i>A17</i>		202 063
1.0 (50 kW)			552 401 052 <i>C6</i>	544 402 044 <i>B18</i>			063
1.0 16V (51 kW) / 1.4 (44 kW) / 1.4 16V (55/74 kW) *			563 400 061 <i>D15</i> 552 401 052 <i>C6</i>	560 408 054 <i>D24</i> 544 402 044 <i>B18</i>			027 063
1.6 (55 kW) / 1.8 T 20V Cupra (115 kW) / 2.0 (85 kW)			563 400 061 <i>D15</i>	560 408 054 <i>D24</i>	556 400 048 <i>C14</i>		027
1.9 SDI (50 kW) / 1.9 TDI (66/81 kW) *		570 901 076 <i>E39</i>	577 400 078 <i>E44</i>	574 012 068 <i>E11</i>	570 409 064 <i>E13</i>		096AGM 096
<b>IBIZA IV (6L1)</b>	02/02 →						
1.2 (44 kW)			552 401 052 <i>C6</i>	544 402 044 <i>B18</i>			063
1.2 (47 kW) *			563 400 061 <i>D15</i> 552 401 052 <i>C6</i>	544 402 044 <i>B18</i> 552 400 047 <i>C22</i>			027 063 012
1.2 12V (51 kW) *			563 400 061 <i>D15</i> 554 400 053 <i>C30</i>	552 400 047 <i>C22</i>			027 012
1.4 16V (55 kW) *			563 400 061 <i>D15</i> 554 400 053 <i>C30</i>	560 408 054 <i>D24</i> 552 400 047 <i>C22</i>			027 012
1.4 16V (63 kW) / 1.6 (74 kW) *			563 400 061 <i>D15</i> 554 400 053 <i>C30</i>	560 408 054 <i>D24</i>			027 012
1.6 16V (77 kW) / 1.8 T FR (110 kW) / 1.8 T Cupra R (132 kW) / 2.0 (85 kW)			563 400 061 <i>D15</i>	560 408 054 <i>D24</i>			027
1.4 TDI (51 kW) / 1.9 SDI (47 kW) / 1.9 TDI (74/96 kW) / 1.9 TDI Cupra R (118 kW) *		570 901 076 <i>E39</i>	577 400 078 <i>E44</i>	574 012 068 <i>E11</i>			096AGM 096
<b>IBIZA V (6J5)</b>	03/08 →						
1.2 (51 kW) / 1.4 TSI (110 kW) / 1.6 (77 kW)			554 400 053 <i>C30</i>	552 400 047 <i>C22</i>			012
1.4 (63 kW) / 2.0 (85 kW)			563 400 061 <i>D15</i>	560 408 054 <i>D24</i>			027
1.4 TDI (59 kW) / 1.6 TDI (66/77 kW) / 1.9 TDI (66/77 kW) / 2.0 TDI (105 kW) *		570 901 076 <i>E39</i>	577 400 078 <i>E44</i>	574 012 068 <i>E11</i>			096AGM 096
<b>IBIZA V SPORTCOUPE (6J1)</b>	07/08 →						
1.2 (44 kW) / 1.4 (63 kW) / 1.4 TSI (110/132 kW) / 1.6 (77 kW)			554 400 053 <i>C30</i>	552 400 047 <i>C22</i>			012
2.0 (85 kW) / 1.4 TDI (59 kW) / 1.6 TDI (66/77 kW) / 1.9 TDI (66/77 kW) / 2.0 TDI (105 kW) *		570 901 076 <i>E39</i>	577 400 078 <i>E44</i>	574 012 068 <i>E11</i>			096AGM 096
<b>INCA (6K9)</b>	11/95 - 06/03						
1.4 i (44 kW)			554 400 053 <i>C30</i>	552 400 047 <i>C22</i>	545 412 040 <i>B19</i>		012
1.4 16V (55 kW) / 1.6 (70 kW)			554 400 053 <i>C30</i>	552 400 047 <i>C22</i>			012
1.6 i (55 kW)			563 400 061 <i>D15</i>	560 408 054 <i>D24</i>	556 400 048 <i>C14</i>		027

FORD  
VW  
△  
\*  
Adapter/Adattatore/Adaptateur/Adaptador/Адаптер  
Adapter/Adattatore/Adaptateur/Adaptador/Адаптер  
For cars with Start/Stop (Must replace AGM with AGM, EFB with EFB)  
Please check as 2 different size batteries can be fitted depending on electrical options




		<b>Start Stop Plus / Start Stop</b> ... B51 2 / B60 2	<b>SILVER dynamic</b> ... 316 2	<b>BLUE dynamic</b> ... 313 2	<b>BLACK dynamic</b> ... 312 2		<b>UK</b>
<b>SEAT</b>							
<b>INCA (6K9)</b>	11/95 - 06/03						
1.6 i (55 kW)			563 400 061 <i>D15</i>	560 408 054 <i>D24</i>	556 400 048 <i>C14</i>		027
1.7 D (42 kW) / 1.9 D (47 kW)	08/99-		574 402 075 <i>E38</i>	572 409 068 <i>E43</i>	570 144 064 <i>E9</i>		100
1.9 SDI (47 kW) / 1.9 TDI (66 kW) *	-07/99 08/99- -07/99		561 400 060 <i>D21</i> 574 402 075 <i>E38</i>	560 409 054 <i>D59</i> 572 409 068 <i>E43</i>	570 144 064 <i>E9</i> 553 400 047 <i>C10</i>	VW VW	075 100 065
<b>LEON (1M1)</b>	11/99 - 06/06						
1.4 16V (55 kW)			554 400 053 <i>C30</i>	552 400 047 <i>C22</i>	545 412 040 <i>B19</i>		012
1.6 (74 kW) / 1.6 16V (77 kW) / 1.8 20V (92 kW) / 1.8 20V T (132 kW) / 1.8 20V T 4 (132 kW) / 1.8 T Cupra R (154/165 kW) / 2.8 Cupra 4 (150 kW)			563 400 061 <i>D15</i>	560 408 054 <i>D24</i>	556 400 048 <i>C14</i>		027
1.6 (75 kW) / 1.8 Turbo 4x4 (154 kW) / 2.3 VR5 (125 kW) / 2.8 (150 kW)			563 400 061 <i>D15</i>	560 408 054 <i>D24</i>			027
1.9 SDI (50 kW) / 1.9 TDI (66/74/81/96/110 kW) / 1.9 TDI Syncro (110 kW) *		570 901 076 <i>E39</i>	577 400 078 <i>E44</i>	574 012 068 <i>E11</i>	570 409 064 <i>E13</i>		096AGM 096
<b>LEON (1P1)</b>	05/05 →						
1.4 16V (63 kW) / 1.4 TSI (92 kW)			554 400 053 <i>C30</i>	552 400 047 <i>C22</i>			012
1.6 (75 kW) / 2.0 FSI (110 kW) / 2.0 TFSI (136/147/177 kW)			563 400 061 <i>D15</i>	560 408 054 <i>D24</i>			027
1.6 LPG (75 kW) / 1.8 TSI (118 kW) / 2.0 TFSI (155/195 kW)			563 400 061 <i>D15</i>	560 408 054 <i>D24</i>			027
1.9 TDI (66 kW) / 1.9 TDi (81 kW) / 2.0 TDI (100 kW) *		570 901 076 <i>E39</i>	577 400 078 <i>E44</i>	574 012 068 <i>E11</i>			096AGM 096
1.9 TDI (77 kW) / 2.0 TDI (103 kW) / 2.0 TDI 16V (103 kW) *		570 901 076 <i>E39</i>	577 400 078 <i>E44</i>	574 012 068 <i>E11</i>			096AGM 096
<b>MALAGA (023A)</b>	11/84 - 12/93						
1.2 (44 kW) / 1.2 i (52 kW) / 1.5 (63 kW) / 1.5 i CAT (66 kW) / 1.5 i (74 kW) / 1.7 D (40/42 kW) *			563 401 061 <i>D39</i>	560 127 054 <i>D43</i>	556 401 048 <i>C15</i>		078 077
<b>MARBELLA (28)</b>	08/86 - 10/98						
0.8 (25 kW) / 0.9 (29/32 kW) / 0.9 CAT (29/30 kW)					545 413 040 <i>B20</i>		077
<b>MARBELLA Box (028A)</b>	11/86 - 12/93						
0.8 (25 kW) / 0.9 (29 kW) / 0.9 CAT (29 kW)					545 413 040 <i>B20</i>		077
<b>PANDA (141A)</b>	10/80 - 12/86						
0.9 (31 kW)				542 400 039 <i>B35</i>			202
<b>RITMO (138)</b>	07/78 - 09/83						
1.2 (47 kW) / 1.4 (57 kW) *			563 401 061 <i>D39</i>	560 127 054 <i>D43</i>	556 401 048 <i>C15</i>		078 077
1.7 D (41 kW)				574 013 068 <i>E12</i>			086
<b>RONDA (022A)</b>	06/82 - 11/88						
1.2 (44 kW) / 1.4 (54 kW) / 1.5 (63 kW) / 1.6 (68 kW) *			563 401 061 <i>D39</i>	560 127 054 <i>D43</i>	556 401 048 <i>C15</i>		078 077
1.7 Diesel (40 kW)				570 413 063 <i>E24</i>			069
<b>TERRA (24)</b>	01/87 - 12/96						
0.9 (29 kW) / 0.9 CAT (29 kW) / 1.3 D (33 kW) / 1.4 D (35 kW)					545 413 040 <i>B20</i>		077
<b>TERRA Box (024A)</b>	01/87 - 02/96						
0.9 (29 kW) / 0.9 CAT (29 kW) / 1.3 D (33 kW) / 1.4 D (35 kW)					545 413 040 <i>B20</i>		077
<b>TOLEDO I (1L)</b>	01/91 - 10/99						
1.6 i (52 kW) / 1.8 i (65/66 kW) / 1.8 16V (92/98 kW) / 2.0 i (85 kW) / 2.0 i 16V (110 kW) *			561 400 060 <i>D21</i>	560 409 054 <i>D59</i> 544 402 044 <i>B18</i>	541 400 036 <i>A17</i>	VW VW	075 063
1.8 GT (102 kW) *			561 400 060 <i>D21</i>	560 409 054 <i>D59</i> 544 402 044 <i>B18</i>	541 400 036 <i>A17</i>	VW VW	075 063
1.9 D (47 kW) / 1.9 TD (55 kW) / 1.9 TDI (66/81 kW) *			574 402 075 <i>E38</i>	560 409 054 <i>D59</i> 572 409 068 <i>E43</i>	570 144 064 <i>E9</i> 553 400 047 <i>C10</i>	VW VW VW	075 100 065


FORD  
VW  
▲





Adapter/Adattatore/Adaptateur/Adaptador/Адаптер  
Adapter/Adattatore/Adaptateur/Adaptador/Адаптер  
For cars with Start/Stop (Must replace AGM with AGM, EFB with EFB)  
Please check as 2 different size batteries can be fitted depending on electrical options

**VARTA**  
BY JOHNSON CONTROLS

# SEAT > SKODA

		<b>Start Stop Plus / Start Stop</b> ... B51 2 / B60 2	<b>SILVER dynamic</b> ... 316 2	<b>BLUE dynamic</b> ... 313 2	<b>BLACK dynamic</b> ... 312 2		<b>UK</b>
<b>SEAT</b>							
<b>TOLEDO II (1M2)</b>	04/99 - 05/06						
1.4 16V (55 kW) / 1.6 (74 kW) / 1.6 16V (77 kW) / 1.8 20V (92 kW) / 1.8 20VT (132 kW) / 2.3 V5 (110 kW) / 2.3 V5 20V (125 kW)			563 400 061 D15	560 408 054 D24	556 400 048 C14		027
1.6 (75 kW) / 1.8 All-wheel Drive (132/154/165 kW)			563 400 061 D15	560 408 054 D24			027
1.9 SDI (50 kW) / 1.9 TDI (66/81/96/110 kW) *		570 901 076 E39	577 400 078 E44	574 012 068 E11	570 409 064 E13		096AGM 096
1.9 TDi (74 kW) / 2.8 (150 kW) / 2.8 4x4 (150 kW) *		570 901 076 E39	577 400 078 E44	574 012 068 E11			096AGM 096
<b>TOLEDO III (5P2)</b>	04/04 →						
1.6 (75 kW) *		570 901 076 E39	577 400 078 E44	574 012 068 E11			027 096AGM 096
1.8 TFSI (118 kW) / 2.0 FSI (110 kW) / 1.9 TDI (77 kW) / 2.0 TDI 16V (103 kW) *		570 901 076 E39	577 400 078 E44	574 012 068 E11			096AGM 096
2.0 TFSI (147 kW) / 2.0 TDI (100/103/125 kW) *		570 901 076 E39	577 400 078 E44	574 012 068 E11			096AGM 096
<b>127 (127A)</b>	04/72 - 12/82						
0.9 (33 kW) / 1.0 (38 kW) *			563 401 061 D39	560 127 054 D43	556 401 048 C15		078 077
<b>131</b>	05/75 - 12/86						
1.5 (55 kW) / 1.6 (71 kW) / 2.0 (85 kW) / 2.4 Diesel (53 kW) *			563 401 061 D39	560 127 054 D43	556 401 048 C15		078 077
<b>132</b>	01/73 - 12/82						
1.9 (80 kW) / 2.2 D (44 kW) *			563 401 061 D39	560 127 054 D43	556 401 048 C15		078 077
<b>SKODA</b>							
<b>FABIA (6Y2)</b>	08/99 - 03/08						
1.0 (37 kW) / 1.2 (40/47 kW) *			563 400 061 D15 554 400 053 C30	552 400 047 C22	545 412 040 B19		027 012
1.4 (44 kW) / 1.4 16V (55/74 kW) / 2.0 (85 kW) *			563 400 061 D15	560 408 054 D24 552 400 047 C22			027 012
1.4 (59 kW)			563 400 061 D15	560 408 054 D24			027
1.4 TDI (51 kW) / 1.9 SDI (47 kW) / 1.9 TDI (74 kW) / 1.9 TDI RS (96 kW) *		570 901 076 E39	577 400 078 E44	574 012 068 E11			096AGM 096
<b>FABIA Saloon (6Y3)</b>	10/99 - 12/07						
1.0 (37 kW) / 1.2 (40/47 kW) *			563 400 061 D15 554 400 053 C30	552 400 047 C22			027 012
1.4 (44 kW) / 1.4 16V (74 kW) / 2.0 (85 kW) *			563 400 061 D15	560 408 054 D24 552 400 047 C22			027 012
1.4 16V (55 kW) *			563 400 061 D15	560 408 054 D24 552 400 047 C22			027 012
1.4 TDI (51 kW) / 1.9 SDI (47 kW) / 1.9 TDI (74 kW) *		570 901 076 E39	577 400 078 E44	574 012 068 E11			096AGM 096
<b>FABIA Combi (6Y5)</b>	04/00 - 12/07						
1.0 (37 kW) / 1.2 (40/47 kW) *			563 400 061 D15 554 400 053 C30	552 400 047 C22			027 012
1.4 (44 kW) / 1.4 16V (55/59/74 kW) / 2.0 (85 kW) *			563 400 061 D15	560 408 054 D24 552 400 047 C22			027 012
1.4 TDI (51 kW) / 1.9 SDI (47 kW) / 1.9 TDI (74 kW) *		570 901 076 E39	577 400 078 E44	574 012 068 E11			096AGM 096
<b>FABIA Praktik</b>	07/01 - 12/07						
1.2 (40 kW) *			563 400 061 D15 554 400 053 C30	552 400 047 C22			027 012
1.4 (50 kW) *			563 400 061 D15	560 408 054 D24 552 400 047 C22			027 012
1.4 TDI (51 kW) / 1.9 SDI (47 kW) *		570 901 076 E39	577 400 078 E44	574 012 068 E11			096AGM 096




FORD  
VW  
  
 Adapter/Adattatore/Adaptateur/Adaptador/Адаптер  
 Adapter/Adattatore/Adaptateur/Adaptador/Адаптер  
 For cars with Start/Stop (Must replace AGM with AGM, EFB with EFB)  
 \* Please check as 2 different size batteries can be fitted depending on electrical options




 		<b>Start Stop Plus / Start Stop</b> ... B51 2 / B60 2	<b>SILVER dynamic</b> ... 316 2	<b>BLUE dynamic</b> ... 313 2	<b>BLACK dynamic</b> ... 312 2		<b>UK</b>
<b>SKODA</b>							
<b>FABIA</b>	12/06 →						
1.2 (44 kW) *			563 400 061 <b>D15</b> 554 400 053 <b>C30</b>		552 400 047 <b>C22</b>		027 012
1.4 (63 kW) / 1.6 (77 kW) *			563 400 061 <b>D15</b>		560 408 054 <b>D24</b> 552 400 047 <b>C22</b>		027 012
1.4 TDI (51 kW) / 1.9 TDI (77 kW) *		570 901 076 <b>E39</b>	577 400 078 <b>E44</b>	574 012 068 <b>E11</b>			096AGM 096
<b>FABIA Combi</b>	10/07 →						
1.2 (44 kW)			554 400 053 <b>C30</b>		552 400 047 <b>C22</b>		012
1.2 (51 kW) *			563 400 061 <b>D15</b> 554 400 053 <b>C30</b>		552 400 047 <b>C22</b>		027 012
1.4 (63 kW) / 1.6 (77 kW) *			563 400 061 <b>D15</b>		560 408 054 <b>D24</b> 552 400 047 <b>C22</b>		027 012
1.4 TDI (51 kW) / 1.9 TDI (77 kW) *		570 901 076 <b>E39</b>	577 400 078 <b>E44</b>	574 012 068 <b>E11</b>			096AGM 096
<b>FAVORIT (781)</b>	05/89 - 09/94						
1.3 135 X,LX, GLX (40 kW) / 1.3 135 (42/43/44 kW) / 1.3 135L (43 kW) / 1.3 136 (45 kW) / 1.3 (50 kW) *			563 400 061 <b>D15</b> 554 400 053 <b>C30</b>		560 408 054 <b>D24</b> 552 400 047 <b>C22</b>	545 412 040 <b>B19</b>	027 012
<b>FAVORIT Forman (785)</b>	08/91 - 06/95						
1.3 (40 kW) / 1.3 (50 kW) *			563 400 061 <b>D15</b> 554 400 053 <b>C30</b>		560 408 054 <b>D24</b> 552 400 047 <b>C22</b>	545 412 040 <b>B19</b>	027 012
<b>FAVORIT Pickup (787)</b>	06/92 - 06/97						
1.3 (40 kW) *			563 400 061 <b>D15</b> 554 400 053 <b>C30</b>		560 408 054 <b>D24</b> 552 400 047 <b>C22</b>	545 412 040 <b>B19</b>	027 012
1.3 (46 kW)			554 400 053 <b>C30</b>		552 400 047 <b>C22</b>	545 412 040 <b>B19</b>	012
<b>FELICIA I (6U1)</b>	10/94 - 03/98						
1.3 (40 kW) / 1.6 LX (55 kW) *			563 400 061 <b>D15</b> 554 400 053 <b>C30</b>		552 400 047 <b>C22</b>	545 412 040 <b>B19</b>	027 012
1.9 D (47 kW)			563 400 061 <b>D15</b>		560 408 054 <b>D24</b>	556 400 048 <b>C14</b>	027
<b>FELICIA I Estate (6U5)</b>	07/95 - 03/98						
1.3 LX (40 kW) / 1.3 (43 kW) / 1.3 LXI (50 kW) / 1.6 GLX (55 kW) *			563 400 061 <b>D15</b> 554 400 053 <b>C30</b>		552 400 047 <b>C22</b>	545 412 040 <b>B19</b>	027 012
1.9 D (47 kW)			563 400 061 <b>D15</b>		560 408 054 <b>D24</b>	556 400 048 <b>C14</b>	027
<b>FELICIA I Fun (797)</b>	06/97 →						
1.3 (40 kW) / 1.6 (55 kW) *			563 400 061 <b>D15</b> 554 400 053 <b>C30</b>		552 400 047 <b>C22</b>	545 412 040 <b>B19</b>	027 012
1.3 (43 kW)			554 400 053 <b>C30</b>		552 400 047 <b>C22</b>	545 412 040 <b>B19</b>	012
1.9 D (47 kW)			563 400 061 <b>D15</b>		560 408 054 <b>D24</b>	556 400 048 <b>C14</b>	027
<b>FELICIA II (6U1)</b>	01/98 - 06/01						
1.3 (40 kW) / 1.6 (55 kW) *			563 400 061 <b>D15</b> 554 400 053 <b>C30</b>		552 400 047 <b>C22</b>	545 412 040 <b>B19</b>	027 012
1.9 D (47 kW)			563 400 061 <b>D15</b>		560 408 054 <b>D24</b>	556 400 048 <b>C14</b>	027
<b>FELICIA II Estate (6U5)</b>	01/98 - 06/01						
1.3 (50 kW) / 1.6 (55 kW) *			563 400 061 <b>D15</b> 554 400 053 <b>C30</b>		552 400 047 <b>C22</b>	545 412 040 <b>B19</b>	027 012
1.9 D (47 kW)			563 400 061 <b>D15</b>		560 408 054 <b>D24</b>	556 400 048 <b>C14</b>	027
<b>OCTAVIA (1U2)</b>	09/96 →						
1.4 (44 kW) / 1.4 16V (55 kW) / 1.6 (55/74/75 kW) *			563 400 061 <b>D15</b> 554 400 053 <b>C30</b>		552 400 047 <b>C22</b>	545 412 040 <b>B19</b>	027 012
1.8 (92 kW) / 1.8 T (110 kW) / 1.8 T 4x4 (110 kW) *			563 400 061 <b>D15</b>		560 408 054 <b>D24</b> 552 400 047 <b>C22</b>	556 400 048 <b>C14</b>	027 012
RS 1.8 T (132 kW) *			563 400 061 <b>D15</b> 561 400 060 <b>D21</b>		560 408 054 <b>D24</b> 560 409 054 <b>D59</b>		027 075
2.0 (85 kW)			563 400 061 <b>D15</b>		560 408 054 <b>D24</b>	556 400 048 <b>C14</b>	027
1.9 SDI (50 kW) / 1.9 TDI (66/74/81/96 kW) *		570 901 076 <b>E39</b>	577 400 078 <b>E44</b>	574 012 068 <b>E11</b>		570 409 064 <b>E13</b>	096AGM 096
<b>OCTAVIA Combi (1U5)</b>	07/98 →						
1.4 16V (55 kW) / 1.6 (55 kW) *			563 400 061 <b>D15</b> 554 400 053 <b>C30</b>		552 400 047 <b>C22</b>		027 012
1.8 20V (92 kW) / 1.8 T (110 kW) / 1.8 T 4x4 (110 kW) *			563 400 061 <b>D15</b>		560 408 054 <b>D24</b> 552 400 047 <b>C22</b>	556 400 048 <b>C14</b>	027 012

FORD  
VW  
▲  
\*

Adapter/Adattatore/Adaptateur/Adaptador/Адаптер  
Adapter/Adattatore/Adaptateur/Adaptador/Адаптер  
For cars with Start/Stop (Must replace AGM with AGM, EFB with EFB)  
Please check as 2 different size batteries can be fitted depending on electrical options

  
BY JOHNSON CONTROLS

		<b>Start Stop Plus / Start Stop</b> ... B51 2 / B60 2	<b>SILVER dynamic</b> ... 316 2	<b>BLUE dynamic</b> ... 313 2	<b>BLACK dynamic</b> ... 312 2		<b>UK</b>
<b>SKODA</b>							
<b>OCTAVIA Combi (1U5)</b>	07/98 →						
RS 1.8 T (132 kW) *			563 400 061 <i>D15</i> 561 400 060 <i>D21</i>	560 408 054 <i>D24</i> 560 409 054 <i>D59</i>			027 075
2.0 (85 kW) / 2.0 4x4 (85 kW)			563 400 061 <i>D15</i>	560 408 054 <i>D24</i>	556 400 048 <i>C14</i>		027
1.9 SDI (50 kW) / 1.9 TDI (66/74/81/96 kW) / 1.9 TDI 4x4 (66/74 kW) *		570 901 076 <i>E39</i>	577 400 078 <i>E44</i>	574 012 068 <i>E11</i>	570 409 064 <i>E13</i>		096AGM 096
<b>OCTAVIA (1Z3)</b>	02/04 →						
1.4 (55 kW) *			563 400 061 <i>D15</i> 554 400 053 <i>C30</i>	552 400 047 <i>C22</i>			027 012
1.4 TSI (90 kW)			554 400 053 <i>C30</i>	552 400 047 <i>C22</i>			012
1.6 (75 kW) *			563 400 061 <i>D15</i>	560 408 054 <i>D24</i> 552 400 047 <i>C22</i>			027 012
1.6 FSI (85 kW) / 2.0 FSI (110 kW)			563 400 061 <i>D15</i>	560 408 054 <i>D24</i>			027
1.6 GreenLine (75 kW) / 1.8 TSI (118 kW)			563 400 061 <i>D15</i>	560 408 054 <i>D24</i>			027
1.6 TDI (77 kW) / 2.0 TDI (100/125 kW) *		570 901 076 <i>E39</i>	577 400 078 <i>E44</i>	574 012 068 <i>E11</i>			096AGM 096
1.9 TDI (77 kW) / 2.0 TDI (103 kW) / 2.0 TDI 16V (103 kW) *		570 901 076 <i>E39</i>	577 400 078 <i>E44</i>	574 012 068 <i>E11</i>			096AGM 096
<b>OCTAVIA Combi (1Z5)</b>	02/04 →						
1.4 (59 kW) *			563 400 061 <i>D15</i> 554 400 053 <i>C30</i>	552 400 047 <i>C22</i>			027 012
1.4 TSI (90 kW)			554 400 053 <i>C30</i>	552 400 047 <i>C22</i>			012
1.6 (75 kW) / 1.6 FSI (85 kW) *			563 400 061 <i>D15</i>	560 408 054 <i>D24</i> 552 400 047 <i>C22</i>			027 012
1.6 MultiFuel (75 kW)			563 400 061 <i>D15</i>	560 408 054 <i>D24</i>			027
1.8 TSI (118 kW) / 1.8 TSI 4x4 (118 kW) / 1.6 TDI (77 kW) / 2.0 TDI 16V (100 kW) / 2.0 TDI (125 kW) *		570 901 076 <i>E39</i>	577 400 078 <i>E44</i>	574 012 068 <i>E11</i>			096AGM 096
2.0 FSI (110 kW) / 2.0 FSI 4x4 (110 kW)			563 400 061 <i>D15</i>	560 408 054 <i>D24</i>			027
1.9 TDI (77 kW) / 1.9 TDI 4x4 (77 kW) / 2.0 TDI (103 kW) / 2.0 TDI 16V (103 kW) / 2.0 TDI 4x4 (103 kW) *		570 901 076 <i>E39</i>	577 400 078 <i>E44</i>	574 012 068 <i>E11</i>			096AGM 096
<b>PRAKTIK</b>	03/07 →						
1.2 (51 kW) / 1.4 (63 kW) *			563 400 061 <i>D15</i> 554 400 053 <i>C30</i>	552 400 047 <i>C22</i>			027 012
1.4 TDI (51 kW) *		570 901 076 <i>E39</i>	577 400 078 <i>E44</i>	574 012 068 <i>E11</i>			096AGM 096
<b>RAPID (120G, 130G, 135G)</b>	02/83 - 10/91						
1.2 (43 kW) / 1.3 (39/45 kW) / 1.3 S (43 kW)			552 401 052 <i>C6</i>	544 402 044 <i>B18</i>	541 400 036 <i>A17</i>		063
<b>ROOMSTER (5J)</b>	05/06 →						
1.2 (47 kW) / 1.4 (63 kW) *			563 400 061 <i>D15</i> 554 400 053 <i>C30</i>	552 400 047 <i>C22</i>			027 012
1.6 (77 kW) *			563 400 061 <i>D15</i>	560 408 054 <i>D24</i> 552 400 047 <i>C22</i>			027 012
1.4 TDI (51 kW) / 1.9 TDI (77 kW) *		570 901 076 <i>E39</i>	563 400 061 <i>D15</i> 577 400 078 <i>E44</i>	560 408 054 <i>D24</i> 574 012 068 <i>E11</i>			027 096AGM 096
<b>SUPERB (3U4)</b>	02/02 - 03/08						
1.8 T (110 kW) / 1.9 TDI (74/77/85/96 kW) *		570 901 076 <i>E39</i>	577 400 078 <i>E44</i>	574 012 068 <i>E11</i>			096AGM 096
2.0 (85 kW) *		570 901 076 <i>E39</i>	563 400 061 <i>D15</i> 577 400 078 <i>E44</i>	560 408 054 <i>D24</i> 574 012 068 <i>E11</i>			027 096AGM 096
2.0 (91 kW)			563 400 061 <i>D15</i>	560 408 054 <i>D24</i>			027
2.8 V6 (142 kW) / 2.0 TDI (103 kW) / 2.5 TDI (114/120 kW) *		570 901 076 <i>E39</i>	585 200 080 <i>F18</i> 577 400 078 <i>E44</i>	580 406 074 <i>F17</i> 574 012 068 <i>E11</i>			096AGM 110 096
<b>SUPERB (3T4)</b>	03/08 →						
1.4 TSI (92 kW) / 1.8 TSI (118 kW)			563 400 061 <i>D15</i>	560 408 054 <i>D24</i>			027
1.8 TSI 4x4 (118 kW) *		570 901 076 <i>E39</i>	577 400 078 <i>E44</i>	574 012 068 <i>E11</i>			096AGM 096
3.6 V6 4x4 (191 kW)			585 200 080 <i>F18</i>	580 406 074 <i>F17</i>			110


 		<b>Start Stop Plus / Start Stop</b> ... B51 2 / B60 2	<b>SILVER dynamic</b> ... 316 2	<b>BLUE dynamic</b> ... 313 2	<b>BLACK dynamic</b> ... 312 2		<b>UK</b>
<b>SKODA</b>							
<b>SUPERB (3T4)</b>	03/08 →						
1.9 TDI (77 kW) / 2.0 TDI (103/125 kW) / 2.0 TDI 16V (103 kW) / 2.0 TDI 4x4 (125 kW) *		570 901 076 E39	585 200 080 F18 577 400 078 E44	580 406 074 F17 574 012 068 E11			096AGM 110 096
<b>SUPERB Estate (3T5)</b>	10/09 →						
1.4 TSI (92 kW) / 1.8 TSI (118 kW) / 1.8 TSI 4x4 (118 kW) / 3.6 V6 4x4 (191 kW)			563 400 061 D15	560 408 054 D24			027
2.0 TDI 16V (103 kW) / 2.0 TDI (125 kW) / 2.0 TDI 4x4 (125 kW) *		570 901 076 E39	585 200 080 F18 577 400 078 E44	580 406 074 F17 574 012 068 E11			096AGM 110 096
<b>YETI</b>	05/09 →						
1.2 TSI (77 kW)			554 400 053 C30	552 400 047 C22			012
1.8 TSI 4x4 (118 kW)			563 400 061 D15	560 408 054 D24			027
2.0 TDI (81 kW) / 2.0 TDI 4x4 (81 kW) *		570 901 076 E39	585 200 080 F18 577 400 078 E44	580 406 074 F17 574 012 068 E11			096AGM 110 096
<b>105,120 (742)</b>	08/76 - 12/90						
1.0 105 S,L,GL (33 kW) / 1.0 105 S,L (34 kW) / 1.2 120 L (38 kW) / 1.2 120 LS (43 kW)			552 401 052 C6	544 402 044 B18	541 400 036 A17		063
<b>105,120 (744)</b>	02/83 - 12/90						
1.0 105 S,L (32 kW) / 1.0 105 S,L,LS (33 kW) / 1.2 120 L (35/38 kW) / 1.2 120 GLS (43 kW)			552 401 052 C6	544 402 044 B18	541 400 036 A17		063
<b>110</b>	12/69 - 03/82						
1.1 L (33 kW) / 1.1 LS (38 kW)			552 401 052 C6	544 402 044 B18	541 400 036 A17		063
<b>110 Coupe</b>	07/70 - 03/82						
1.1 R (38 kW)			552 401 052 C6	544 402 044 B18	541 400 036 A17		063
<b>130</b>	02/85 - 10/91						
GL (39 kW) / L,GL (45 kW) / G,GL (46 kW)			552 401 052 C6	544 402 044 B18	541 400 036 A17		063
<b>SMART</b>							
<b>CROSSBLADE</b>	06/02 →						
0.6 (52 kW)			554 400 053 C30	552 400 047 C22			012
<b>ROADSTER</b>	04/03 →						
0.7 (45 kW) / 0.7 Brabus (74 kW)			554 400 053 C30	552 400 047 C22			012
<b>ROADSTER Coupe</b>	04/03 →						
0.7 (45 kW) / 0.7 Brabus (74 kW)			554 400 053 C30	552 400 047 C22			012
<b>CITY-COUPÉ (MC01)</b>	07/98 - 01/04						
0.6 (33 kW) / 0.7 (37/45/55 kW)			554 400 053 C30	552 400 047 C22	545 412 040 B19		012
0.8 CDI (30 kW)			563 400 061 D15	560 408 054 D24			027
<b>CABRIO</b>	03/00 - 01/04						
0.6 (40 kW) / 0.7 (45/55 kW)			554 400 053 C30	552 400 047 C22			012
0.8 CDI (30 kW)			563 400 061 D15	560 408 054 D24			027
<b>FORTWO Coupe</b>	01/04 →						
0.7 (37 kW)			554 400 053 C30	552 400 047 C22			012
0.8 CDI (30 kW)			563 400 061 D15	560 408 054 D24			027
<b>FORTWO Cabrio</b>	01/04 →						
0.7 (45 kW)			554 400 053 C30	552 400 047 C22			012
0.8 CDI (30 kW)			563 400 061 D15	560 408 054 D24			027
<b>FORTWO Coupe</b>	01/07 →						
1.0 (45 kW) / 1.0 Turbo (62 kW) / 1.0 Brabus (72 kW)			554 400 053 C30	552 400 047 C22			012
1.0 (52 kW) *		560 901 068 ⚠ D52	554 400 053 C30	552 400 047 C22			012 027AGM
0.8 CDi (33 kW)			563 400 061 D15	560 408 054 D24			027
0.8 CDi (40 kW)		560 901 068 D52					027AGM
<b>FORTWO Cabrio</b>	01/07 →						
1.0 (52 kW) / 1.0 Turbo (62 kW) / 1.0 Brabus (72 kW)			554 400 053 C30	552 400 047 C22			012
0.8 CDi (33 kW)			563 400 061 D15	560 408 054 D24			027
0.8 CDi (40 kW)		560 901 068 D52					027AGM

FORD  
VW  
⚠  
\*




Adapter/Adattatore/Adaptateur/Adaptador/Адаптер  
Adapter/Adattatore/Adaptateur/Adaptador/Адаптер  
For cars with Start/Stop (Must replace AGM with AGM, EFB with EFB)  
Please check as 2 different size batteries can be fitted depending on electrical options

**VARTA**  
BY JOHNSON CONTROLS

# SMART > SUBARU

		<b>Start Stop Plus / Start Stop</b> ... B51 2 / B60 2	<b>SILVER dynamic</b> ... 316 2	<b>BLUE dynamic</b> ... 313 2	<b>BLACK dynamic</b> ... 312 2		<b>UK</b>
<b>SMART</b>							
<b>FORFOUR</b>	01/04 →						
1.1 (47 kW) / 1.1 (55 kW) / 1.3 (70 kW) / 1.5 (80 kW) / 1.5 (90 kW) / 1.5 BRABUS (130 kW)			554 400 053 C30	552 400 047 C22			012
1.5 CDI (50 kW) *		570 901 076 E39	577 400 078 E44	574 012 068 E11			096AGM 096
<b>SSANGYONG</b>							
<b>ACTYON</b>	11/05 →						
2.3 (110 kW) / 2.0 Xdi (104 kW)				570 413 063 E24			069
2.3 4x4 (110 kW) / 200 Xdi 4WD (104 kW)				595 405 083 G8			334
<b>ACTYON SPORTS Pickup</b>	11/05 →						
2.0 Xdi (104 kW)				570 413 063 E24			069
<b>CHAIRMAN (HT_)</b>	07/97 →						
2.3 (110 kW)				570 413 063 E24			069
2.8 (142 kW) / 3.2 (162 kW)				595 405 083 G8			334
<b>ISTANA Bus</b>	10/92 - 05/95						
2.9 TD (70 kW)				595 405 083 G8			334
<b>ISTANA Box</b>	10/92 - 05/95						
2.9 D (70 kW)				595 405 083 G8			334
<b>ISTANA Bus</b>	06/95 →						
2.9 D (90 kW) / 2.3 (110 kW)				595 405 083 G8			334
<b>ISTANA Box</b>	06/95 →						
2.9 D (90 kW)				595 405 083 G8			334
<b>KORANDO (K4)</b>	12/88 - 05/97						
2.2 D (50 kW)				595 405 083 G8			334
2.5 D All-wheel Drive (58 kW)				595 405 083 G8			334
<b>KORANDO (KJ)</b>	12/96 →						
2.0 (94 kW) / 2.3 (103/105 kW) / 3.2 (154 kW) / 3.2 (156/162 kW) / 2.3 D (58 kW) / 2.3 TDiC (74 kW) / 2.9 D (72 kW) / 2.9 TD (88 kW)				595 405 083 G8			334
2.9 D (73 kW)				595 405 083 G8			334
<b>KORANDO Cabrio (KJ)</b>	12/96 →						
2.3 (103 kW) *				570 413 063 E24			069
2.3 (105 kW) / 3.2 (156/162 kW) / 2.9 D (72 kW) / 2.9 TD (88 kW)				595 405 083 G8			334
3.2 4x4 (154 kW)				595 405 083 G8			334
<b>KYRON</b>	05/05 →						
2.0 Xdi (104 kW) / 2.0 Xdi 4x4 (104 kW) / 2.7 Xdi (121 kW)				595 405 083 G8			334
<b>MUSSO (FJ)</b>	10/95 →						
2.0 (93 kW) / 2.3 (103/110 kW) / 3.2 (162 kW)				560 410 054 D47			005
2.3 D (59 kW) / 2.9 D (73 kW) / 2.9 TD (88 kW)				595 405 083 G8			334
2.3 TDiC All-wheel Drive (74 kW)				595 405 083 G8			334
<b>REXTON (GAB_)</b>	04/02 →						
2.3 RX230 4x4 (110 kW) / 2.8 RX280 4x4 (142 kW) / 3.2 (162 kW) / 2.7 Xdi (120 kW) / 2.9 TD (88 kW)				595 405 083 G8			334
2.8 4x4 (201 kW) / 2.7 Xdi (121 kW) / 2.7 D 4x4 (137 kW)				595 405 083 G8			334
<b>RODIUS</b>	05/05 →						
2.7 Xdi (120 kW) / 2.7 Xdi 4WD (120 kW)				595 405 083 G8			334
<b>STAVIC</b>	02/05 →						
2.7 270 sXDi (121 kW) / 2.7 270 sXDi 4x4 (121 kW) / 3.2 4x4 (162 kW)				595 405 083 G8			334
<b>SUBARU</b>							
<b>FORESTER (SF)</b>	07/97 - 09/02						
2.0 (90 kW) / 2.0 S Turbo (125/130 kW)				560 410 054 D47			005
2.5 AWD (123 kW) / 2.5 Turbo AWD (160 kW)				560 410 054 D47			005

FORD  
VW  
\* Adapter/Adattatore/Adaptateur/Adaptador/Адаптер  
Adapter/Adattatore/Adaptateur/Adaptador/Адаптер  
For cars with Start/Stop (Must replace AGM with AGM, EFB with EFB)  
Please check as 2 different size batteries can be fitted depending on electrical options




		<b>Start Stop Plus / Start Stop</b> ... B51 2 / B60 2	<b>SILVER dynamic</b> ... 316 2	<b>BLUE dynamic</b> ... 313 2	<b>BLACK dynamic</b> ... 312 2		<b>UK</b>
<b>SUBARU</b>							
<b>FORESTER (SG)</b>	07/02 →						
2.0 (92 kW) / 2.0 X (116 kW) / 2.0 S Turbo (130 kW) / 2.5 RX Nato AWD (115 kW) / 2.5 (155 kW) / 2.5 XT (169 kW)				560 410 054	D47		005
2.5 All-wheel Drive (121 kW)				560 410 054	D47		005
<b>FORESTER (SH)</b>	01/08 →						
2.0 (110 kW) / 2.5 (169 kW)				560 410 054	D47		005
2.0 D (108 kW)				595 404 083	G7		335
<b>IMPREZA Coupe (GFC)</b>	11/95 - 12/00						
1.6 (66 kW) / 1.6 4WD (66 kW) / 2.0 4WD (85 kW) / 2.0 (92 kW) / 2.0 Turbo 4WD (155 kW) / 2.0 AWD (206 kW) / 2.2 AWD (96 kW)				560 410 054	D47		005
1.6 (70 kW) / 2.0 (85 kW) / 2.2 (96 kW) / 2.2 AWD (97 kW)				560 410 054	D47		005
<b>IMPREZA Saloon (GC)</b>	08/92 - 12/00						
1.5 (70 kW) / 2.0 (85/92 kW)				560 410 054	D47		005
1.6 i (66 kW) / 1.6 i 4WD (66 kW) / 1.6 i 4WD (70 kW) / 1.8 (76 kW) / 1.8 i 4WD (76 kW) / 2.0 i 4WD (85/92 kW) / 2.0 Turbo GT 4WD (155/160 kW) / 2.0 AWD (206 kW) / 2.2 GX AWD (96/97 kW)				560 410 054	D47		005
<b>IMPREZA Estate (GF)</b>	08/92 - 12/00						
1.5 L (66 kW) / 1.5 (81 kW) / 1.5 AWD (81 kW) / 1.6 (66 kW) / 1.6 i 4WD (66 kW) / 1.6 i (70 kW) / 1.6 i 4WD (70 kW) / 1.8 i 4WD (76 kW) / 2.0 (85/92 kW) / 2.0 4WD (85 kW) / 2.0 16V AWD (92 kW) / 2.0 i Turbo 4WD (155 kW) / 2.0 Turbo GT 4WD (160 kW) / 2.0 AWD (184 kW) / 2.0 WRX STi AWD (206 kW) / 2.2 GX AWD (96/97 kW) / 2.5 AWD (221 kW)				560 410 054	D47		005
1.8 (76 kW)				560 410 054	D47		005
<b>IMPREZA Saloon (GD, GG)</b>	10/00 →						
1.5 (74 kW) / 1.6 AWD (70 kW) / 2.0 (92 kW) / 2.0 R (118 kW) / 2.0 WRX Turbo (160/165 kW) / 2.0 WRX STi (195/235 kW) / 2.0 AWD (206 kW) / 2.2 (94 kW) / 2.5 WRX (169 kW) / 2.5 WRX ST1 (206 kW)				560 410 054	D47		005
1.5 (81 kW) / 1.5 AWD (81 kW) / 1.6 (70 kW) / 2.0 All-wheel Drive (150/168 kW) / 2.0 AWD (184 kW) / 2.5 All-wheel Drive (112 kW) / 2.5 AWD (130/221 kW)				560 410 054	D47		005
<b>IMPREZA Hatchback</b>	12/02 - 12/07						
2.0 All-wheel Drive (92 kW) / 2.5 All-wheel Drive (112 kW)				560 410 054	D47		005
<b>IMPREZA Estate (GD, GG)</b>	10/00 →						
1.5 (74 kW) / 1.5 AWD (81 kW) / 2.0 AWD (184 kW) / 2.5 AWD (221 kW)				560 410 054	D47		005
1.5 (77 kW) / 1.6 (70 kW) / 2.0 (92 kW) / 2.0 R (118 kW) / 2.0 Turbo (160 kW) / 2.0 WRX Turbo (165 kW) / 2.0 WRX STi AWD (206 kW) / 2.2 (94 kW) / 2.5 WRX (169 kW)				560 410 054	D47		005
<b>IMPREZA Hatchback</b>	01/08 →						
1.5 (79 kW) / 1.5 All-wheel Drive (79 kW) / 2.0 (110 kW) / 2.0 All-wheel Drive (110 kW) / 2.5 All-wheel Drive (169/221 kW) / 2.5 (221 kW)				560 410 054	D47		005
2.0 D All-wheel Drive (110 kW)				595 404 083	G7		335

FORD  
VW  
▲  
\*

Adapter/Adattatore/Adaptateur/Adaptador/Адаптер  
Adapter/Adattatore/Adaptateur/Adaptador/Адаптер  
For cars with Start/Stop (Must replace AGM with AGM, EFB with EFB)  
Please check as 2 different size batteries can be fitted depending on electrical options




**VARTA**  
BY JOHNSON CONTROLS



		<b>Start Stop Plus / Start Stop</b> ... B51 2 / B60 2	<b>SILVER dynamic</b> ... 316 2	<b>BLUE dynamic</b> ... 313 2	<b>BLACK dynamic</b> ... 312 2		<b>UK</b>
---	---	--	------------------------------------	----------------------------------	-----------------------------------	---	-----------

SUBARU							
<b>JUSTY I (KAD)</b>	11/84 - 10/95						
1000 (37 kW) / 1000 4WD (37 kW) / 1200 (49 kW) / 1200 4WD (49/50/55 kW)					545 155 033 B31		156
<b>JUSTY II (JMA, MS)</b>	10/95 - 11/03						
1.3 GX 4x4 (50 kW) / 1.3 4x4 (63 kW)					545 155 033 B31		156
<b>JUSTY III (G3X)</b>	09/03 →						
1.3 (69 kW) / 1.5 (73 kW) *			552 401 052 C6		544 402 044 B18 545 155 033 B31		063 156
<b>JUSTY IV</b>	01/07 →						
1.0 (51 kW)					545 155 033 B31		156
<b>LEGACY I (BC)</b>	01/89 - 08/94						
1.6 (70 kW) / 1800 (76 kW) / 1800 4WD (76 kW) / 2000 4WD (85 kW) / 2000 Turbo 4WD (147 kW) / 2.0 GL (103 kW) / 2200 4WD (100 kW)					560 410 054 D47		005
2.0 (85 kW)					560 410 054 D47		005
<b>LEGACY I Estate (BJF)</b>	01/89 - 08/94						
1.6 GL (70 kW) / 1800 (76 kW) / 1800 4WD (76 kW) / 2000 (85 kW) / 2000 4WD (85 kW) / 2000 Turbo Super 4WD (147 kW) / 2200 Super 4WD (100 kW) / 2.2 GX (100 kW)					560 410 054 D47		005
<b>LEGACY II (BD, BG)</b>	09/94 - 03/99						
1.8 AWD (76 kW) / 2.0 i (85 kW) / 2.0 i 4WD (85 kW) / 2.2 i 4WD (94/96 kW) / 2.5 i 4WD (110 kW)					560 410 054 D47		005
<b>LEGACY II Estate (BD, BG)</b>	09/94 - 11/98						
2.0 i (85 kW) / 2.0 i 4WD (85 kW) / 2.2 i 4WD (94/96 kW) / 2.5 i 4WD (110 kW)					560 410 054 D47		005
<b>LEGACY III (BE, BH)</b>	10/98 - 08/03						
2.0 (92 kW) / 2.0 RSK AWD (191 kW) / 2.5 (115 kW) / 2.0 AWD (206 kW) / 3.0 H6 AWD (154 kW)					560 410 054 D47		005
<b>LEGACY III Estate (BE, BH)</b>	10/98 - 08/03						
2.0 (92 kW) / 2.0 RSK AWD (191 kW) / 2.5 (115 kW) / 3.0 H6 AWD (154 kW)					560 410 054 D47		005
2.0 AWD (206 kW)					560 410 054 D47		005
<b>LEGACY IV</b>	09/03 →						
2.0 (101 kW) / 2.5 (121 kW) / 3.0 (180 kW)					560 410 054 D47		005
2.0 (110 kW) / 2.5 (127 kW)					560 410 054 D47		005
2.0 D (110 kW)					595 404 083 G7		335
<b>LEGACY IV Estate (B13_)</b>	09/03 →						
2.0 (101 kW) / 2.0 Turbo R (121 kW) / 2.0 Turbo HP (132/140 kW) / 2.5 (121 kW) / 3.0 (180 kW)					560 410 054 D47		005
2.0 (110 kW) / 2.5 Turbo R (127 kW)					560 410 054 D47		005
2.0 D (110 kW)					595 404 083 G7		335
<b>LEGACY V</b>	09/09 →						
2.0 i (110 kW) / 2.5 i (123 kW)					560 410 054 D47		005
2.0 D (110 kW)					595 404 083 G7		335
<b>LEGACY V Estate</b>	09/09 →						
2.0 i (110 kW) / 2.5 i (123 kW)					560 410 054 D47		005
2.0 D (110 kW)					595 404 083 G7		335
<b>LEONE I Hatchback</b>	03/79 - 10/84						
1300 (45 kW) / 1600 (63 kW) / 1800 4WD (59 kW) / 1800 Turismo 4WD (60 kW)					560 411 054 D48		014
<b>LEONE I (AB)</b>	03/79 - 10/84						
1300 (45 kW) / 1600 (63 kW) / 1800 4WD (59/60 kW)					560 411 054 D48		014




FORD  
VW  
\* Adapter/Adattatore/Adaptateur/Adaptador/Адаптер  
Adapter/Adattatore/Adaptateur/Adaptador/Адаптер  
For cars with Start/Stop (Must replace AGM with AGM, EFB with EFB)  
Please check as 2 different size batteries can be fitted depending on electrical options




		<b>Start Stop Plus / Start Stop</b> ... B51 2 / B60 2	<b>SILVER dynamic</b> ... 316 2	<b>BLUE dynamic</b> ... 313 2	<b>BLACK dynamic</b> ... 312 2		<b>UK</b>
<b>SUBARU</b>							
<b>LEONE I Estate</b>	03/79 - 10/84						
1300 (45 kW) / 1600 4WD (52 kW) / 1600 (63 kW) / 1800 4WD (59 kW) / 1800 Super 4WD (60 kW)				560 411 054	D48		014
<b>LEONE II</b>	11/84 - 09/91						
1300 (48 kW) / 1.6 (52 kW) / 1600 (55 kW) / 1.8 GL (59 kW) / 1800 4WD (66/72/88 kW) / 1800 4WD CAT (70 kW) / 1.8 Turbo AWD (100 kW) / 1800 Turbo 4WD (96/100 kW)				560 411 054	D48		014
1.8 (66 kW)				560 411 054	D48		014
<b>LEONE II Estate</b>	11/84 - 02/92						
1800 4WD (66 kW) / 1800 Super 4WD CAT (70 kW) / 1800 Super 4WD (96 kW) / 1800 Super Turbo 4WD (100 kW)				560 411 054	D48		014
<b>LIBERO Bus (E10, E12)</b>	01/83 - 02/00						
1.0 4WD (37 kW) / 1.2 4WD (38 kW) / 1.2 i 4WD (40 kW)				545 155 033	B31		156
<b>MV (AS_)</b>	06/78 - 08/86						
1.6 (52 kW) / 1.8 (60 kW)				560 411 054	D48		014
<b>LEGACY OUTBACK</b>	01/96 - 12/99						
2.5 (110 kW)				560 410 054	D47		005
<b>OUTBACK (BE, BH)</b>	08/00 - 08/03						
2.5 (115 kW) / 3.0 H6 (154 kW)				560 410 054	D47		005
<b>OUTBACK</b>	09/03 →						
2.0 (101 kW) / 2.5 (127 kW)				560 410 054	D47		005
2.5 (121 kW) / 3.0 (180 kW)				560 410 054	D47		005
2.0 D (110 kW) *				560 410 054	D47		005
				595 404 083	G7		335
<b>OUTBACK</b>	09/09 →						
2.5 i (123 kW) / 3.6 R (191 kW)				560 410 054	D47		005
2.0 D (110 kW) *				560 410 054	D47		005
				595 404 083	G7		335
<b>REX II</b>	08/81 - 06/89						
700 (27 kW)				540 126 033	A14		054
<b>SVX (CX)</b>	09/92 - 12/97						
3.3 i 24V 4WD (162 kW) / 3.3 AWD (184 kW)				560 411 054	D48		014
<b>TRIBECA (B9)</b>	01/05 →						
3.0 (184 kW)				560 410 054	D47		005
3.6 V6 (190 kW)				560 410 054	D47		005
<b>VIVIO</b>	03/92 - 12/98						
0.7 (32 kW) / 660 4WD (32 kW)				540 126 033	A14		054
<b>1800 XT COUPE (XT)</b>	11/84 - 12/90						
1.8 Turbo (100 kW)				560 410 054	D47		005
Turbo 4WD (88 kW)				560 411 054	D48		014
<b>SUZUKI</b>							
<b>ALTO I (SS80)</b>	06/82 - 12/85						
0.8 (29 kW) / 0.8 (29 kW) *				540 127 033	A15		055
				540 126 033	A14		054
<b>ALTO II (EC)</b>	01/86 - 11/93						
0.8 (29 kW) *				540 127 033	A15		055
				540 126 033	A14		054
<b>ALTO III (EF)</b>	09/94 - 06/02						
1.0 (39 kW)				540 127 033	A15		055
1.3 (63 kW) / 1.6 (71 kW)				540 126 033	A14		054
<b>ALTO IV (FF)</b>	06/02 →						
1.1 (46 kW)				540 126 033	A14		054
<b>ALTO V (GF)</b>	01/09 →						
1.0 (50 kW)				540 126 033	A14		054

FORD  
VW  
▲

Adapter/Adattatore/Adaptateur/Adaptador/Адаптер  
Adapter/Adattatore/Adaptateur/Adaptador/Адаптер  
For cars with Start/Stop (Must replace AGM with AGM, EFB with EFB)  
Please check as 2 different size batteries can be fitted depending on electrical options

**VARTA**  
BY JOHNSON CONTROLS





		<b>Start Stop Plus / Start Stop</b> ... B51 2 / B60 2	<b>SILVER dynamic</b> ... 316 2	<b>BLUE dynamic</b> ... 313 2	<b>BLACK dynamic</b> ... 312 2		<b>UK</b>
<b>SUZUKI</b>							
<b>BALENO Hatchback (EG)</b>	03/95 - 05/02						
1.3 (52 kW) / 1.3 i 16V (63 kW)				540 127 033	A15		055
1.6 i 16V (72 kW) / 1.6 i 16V 4x4 (72 kW) / 1.8 GT (89 kW) *				540 127 033	A15		055
				545 155 033	B31		156
1.9 TD (55 kW)				570 412 063	E23		068
<b>BALENO (EG)</b>	03/95 - 05/02						
1.3 (52 kW) / 1.3 i 16V (63 kW)				540 127 033	A15		055
1.5 (71 kW) *				540 127 033	A15		055
				545 155 033	B31		156
1.6 i 16V (72 kW) / 1.6 i 16V 4x4 (72 kW)				545 155 033	B31		156
1.8 GT (89 kW) *				540 127 033	A15		055
				545 155 033	B31		156
1.9 TD (55 kW)				570 412 063	E23		068
<b>BALENO Estate (EG)</b>	08/96 - 05/02						
1.3 16V (63 kW) / 1.8 i 16V (89 kW)				540 127 033	A15		055
1.6 i 16V (72 kW)				545 155 033	B31		156
1.6 i 16V 4x4 (72 kW) *				540 127 033	A15		055
				545 155 033	B31		156
1.6 i 16V (73 kW) / 1.6 i 16V 4x4 (73 kW)				545 155 033	B31		156
1.9 TD (55 kW)				570 412 063	E23		068
<b>CAPPUCINO (EA)</b>	02/92 - 08/95						
0.7 (47 kW)				540 127 033	A15		055
<b>CARRY Box (ST90V)</b>	11/80 - 10/85						
0.8 (27 kW)				540 127 033	A15		055
<b>SUPER CARRY Bus (ED)</b>	07/85 - 03/99						
1.0 (30 kW)				540 127 033	A15		055
<b>CARRY Box (FD)</b>	02/99 →						
1.3 (58 kW) / 1.3 16 V (58 kW)				540 127 033	A15		055
<b>GRAND VITARA (FT, GT)</b>	03/98 →						
1.3 (61 kW) / 1.6 All-wheel Drive (73 kW) / 2.0 All-wheel Drive (103 kW)				560 410 054	D47		005
1.6 (69 kW) / 2.0 (94 kW) / 2.5 V6 24V (106/116 kW)				560 410 054	D47		005
2.7 (127 kW) / 2.0 TD All-wheel Drive (63 kW)				595 404 083	G7		335
2.7 XL-7 (127 kW) *				560 410 054	D47		005
				595 404 083	G7		335
2.7 XL-7 (135 kW) / 2.0 TD Intercooler (64 kW) / 2.0 HDI 110 (80 kW)				595 404 083	G7		335
<b>GRAND VITARA (JB)</b>	04/05 →						
1.3 (59 kW) / 1.6 All-wheel Drive (73 kW) / 2.4 All-wheel Drive (122/124 kW)				560 410 054	D47		005
1.6 All-wheel Drive (78 kW) *				560 410 054	D47		005
				545 155 033	B31		156
2.0 All-wheel Drive (103 kW)				560 410 054	D47		005
3.2 All-wheel Drive (171 kW)				595 404 083	G7		335
1.9 DDiS (95 kW)				595 404 083	G7		335
<b>IGNIS (FH)</b>	10/00 - 09/03						
1.3 (61 kW) / 1.3 4WD (61 kW)			552 401 052 C6	544 402 044	B18		063
<b>IGNIS II</b>	09/03 →						
1.3 (69 kW) / 1.3 4x4 (69 kW)				545 156 033	B32		053
1.5 (73 kW) / 1.5 4x4 (73 kW) / 1.5 Sport (80 kW)			552 401 052 C6	544 402 044	B18		063
1.3 DDiS (51 kW) *			552 401 052 C6	544 402 044	B18		063
			574 402 075 E38	572 409 068	E43		100
<b>JIMNY (FJ)</b>	09/98 →						
0.7 (47 kW) / 0.7 4x4 (47 kW) / 1.0 (39 kW) / 1.3 16V (59/60 kW) / 1.3 16V 4WD (59/60 kW) / 1.3 4x4 (63/65 kW) / 1.3 16V 4x4 (63 kW)				545 157 033	B33		155
1.6 VVT (76 kW)				560 410 054	D47		005

		<b>Start Stop Plus / Start Stop</b> ... B51 2 / B60 2	<b>SILVER dynamic</b> ... 316 2	<b>BLUE dynamic</b> ... 313 2	<b>BLACK dynamic</b> ... 312 2		<b>UK</b>
<b>SUZUKI</b>							
<b>JIMNY (FJ)</b>	09/98 →						
1.5 DDiS 4WD (48 kW) / 1.5 DDiS 4x4 (63 kW)				560 410 054	D47		005
<b>KEI Hatchback</b>	09/98 →						
1.3 (50 kW)				545 155 033	B31		156
<b>LIANA (ER)</b>	10/01 →						
1.3 (66 kW) / 1.6 (76/78 kW) / 1.6 4WD (76/78 kW)				545 155 033	B31		156
1.6 (79 kW) / 1.6 4WD (79 kW) / 1.8 VVTi (92 kW)				545 155 033	B31		156
2.3 (114 kW) *				560 411 054 545 155 033	D48 B31		014 156
1.4 DDiS (66 kW)				570 412 063	E23		068
<b>LIANA Estate (ER)</b>	07/01 →						
1.3 (66 kW) / 1.6 (76/78 kW) / 1.6 4WD (76 kW) / 1.8 (92 kW)				545 155 033	B31		156
1.6 4WD (78 kW) *				545 155 033 570 412 063	B31 E23		156 068
1.6 (79 kW) / 1.6 4WD (79 kW)				545 155 033	B31		156
1.4 DDiS (66 kW) *				540 127 033 570 412 063	A15 E23		055 068
<b>LJ 80</b>	01/80 - 01/84						
0.8 (29 kW)				540 127 033	A15		055
<b>SAMURAI (SJ)</b>	11/88 →						
1.0 (33 kW) / 1.3 (51/44/47 kW)				540 127 033	A15		055
1.3 (49 kW)				540 127 033	A15		055
1.3 (59 kW) *		570 901 076	E39				096AGM
1.9 TD (47 kW) / 1.9 D (46 kW)				540 127 033	A15		055
1.9 TD (46 kW)				570 412 063	E23		068
<b>SJ 410</b>	09/81 - 12/88						
1.0 (33 kW)				540 127 033	A15		055
<b>SJ 410 Cabrio</b>	09/81 - 12/88						
1.0 (33 kW)				540 127 033	A15		055
<b>SJ 413</b>	09/84 - 08/90						
1.3 (44 kW)				540 127 033	A15		055
<b>SPLASH</b>	01/08 →						
1.0 (48 kW) / 1.2 (63 kW)				552 401 052	C6	544 402 044	B18
1.3 CDTi (55 kW)				574 402 075	E38	572 409 068	E43
<b>SX4 (GY)</b>	06/06 →						
1.6 (74 kW) / 1.6 VVT (88 kW) / 1.6 VVT 4x4 (88 kW) / 2.0 (107 kW) / 2.0 4x4 (107 kW)				561 400 060	D21	560 409 054	D59
1.6 DDiS (66 kW) / 2.0 DDiS (99 kW) / 2.0 DDiS 4x4 (99 kW) *		570 901 076	E39				096AGM
				577 400 078	E44	574 012 068	E11
<b>SX4 Saloon</b>	10/07 →						
1.6 (74 kW) / 2.0 (107 kW)				561 400 060	D21	560 409 054	D59
<b>SWIFT I (AA)</b>	10/83 - 12/89						
1.0 (37 kW) / 1.0 Turbo (52 kW) / 1.3 GTi/GXi (74 kW) / 1.3 (47/50/54 kW)						540 127 033	A15
1.3 (74 kW)						540 127 033	A15
<b>SWIFT II Hatchback (EA, MA)</b>	03/89 - 05/01						
1.0 (37 kW) / 1.0 i (39/40 kW) / 1.3 (50/52 kW) / 1.3 4WD (50/52 kW) / 1.3 GTi (74 kW)						540 127 033	A15
1.3 (51 kW) / 1.6 4x4 (68 kW)						540 127 033	A15
<b>SWIFT II (AH, AJ)</b>	03/89 - 05/01						
1.3 (50 kW) / 1.6 i (68 kW) / 1.6 i 4WD (68 kW) / 1.6 (70 kW) / 1.6 4WD (70 kW)						540 127 033	A15
<b>SWIFT Convertible (SF413)</b>	09/91 - 10/96						
1.3 (50 kW)				540 127 033	A15		055

FORD  
VW  
▲





Adapter/Adattatore/Adaptateur/Adaptador/Адаптер  
Adapter/Adattatore/Adaptateur/Adaptador/Адаптер  
For cars with Start/Stop (Must replace AGM with AGM, EFB with EFB)  
Please check as 2 different size batteries can be fitted depending on electrical options

**VARTA**  
BY JOHNSON CONTROLS

			<b>Start Stop Plus / Start Stop</b> ... B51 2 / B60 2	<b>SILVER dynamic</b> ... 316 2	<b>BLUE dynamic</b> ... 313 2	<b>BLACK dynamic</b> ... 312 2		<b>UK</b>
---	---	---	--	------------------------------------	----------------------------------	-----------------------------------	---	-----------

SUZUKI								
<b>SWIFT III (SG)</b>	02/05 →							
1.3 4x4 (66 kW) / 1.5 (75 kW) / 1.6 (92 kW)			552 401 052 C6	544 402 044 B18				063
1.3 (68 kW) / 1.3 4x4 (68 kW) / 1.5 4x4 (74 kW)			552 401 052 C6	544 402 044 B18				063
1.3 DDiS (51 kW)			561 400 060 D21	560 409 054 D59				075
<b>VITARA (ET, TA)</b>	07/88 - 03/98							
1.6 (59 kW) / 1.6 16V (71 kW) / 2.0 16V (97 kW) / 2.0 V6 24V (100 kW) / 2.5 V6 24V (118 kW)				540 127 033 A15				055
1.9 D (50 kW) / 2.0 TD (52 kW) / 2.0 TD Intercooler (64 kW)				570 412 063 E23				068
<b>VITARA Cabrio (ET, TA)</b>	07/88 - 03/99							
1.6 (59 kW) / 1.6 16V (71 kW) / 2.0 16V (97 kW)				540 127 033 A15				055
1.9 D (50 kW)				570 412 063 E23				068
<b>WAGON R (CT, CV)</b>	06/92 - 06/97							
0.7 (41 kW) / 0.7 4x4 (41 kW)				540 126 033 A14				054
<b>WAGON R+ (EM)</b>	10/97 - 05/00							
1.0 (48 kW) / 1.2 (51 kW) / 1.2 4WD (51 kW) *			552 401 052 C6	540 126 033 A14 544 402 044 B18	541 400 036 A17 545 077 030 B23			054 063 048
1.0 (44 kW) / 1.2 (59 kW) / 1.3 VVTi GL All-wheel Drive (69 kW) *			552 401 052 C6	540 126 033 A14 544 402 044 B18				054 063
<b>WAGON R+ (MM)</b>	05/00 →							
0.7 (40 kW) / 0.7 FT-S (44 kW) / 1.3 (56 kW) / 1.3 4WD (56/69 kW) *			552 401 052 C6	540 126 033 A14 544 402 044 B18				054 063
1.0 (51 kW) / 1.0 XT Plus (74 kW) *			552 401 052 C6	540 126 033 A14 544 402 044 B18				054 063
1.3 (65 kW)				540 126 033 A14				054
1.3 (69 kW) / 1.3 DDiS (51 kW)				540 126 033 A14				054
<b>WAGON R</b>	07/03 - 08/05							
1.0 (39 kW)				540 126 033 A14				054
<b>X-90 (EL)</b>	09/95 →							
1.6 i 16V 4x4 (71 kW) / 1.6 i 16V (71 kW) *				540 127 033 A15 540 126 033 A14				055 054
TALBOT								
<b>180</b>	06/72 - 12/82							
1.8 (74 kW) / 1.9 D (44 kW)					545 079 030 B24			049
<b>1307-1510</b>	07/75 - 04/84							
Simca 1307 1.3 (40 kW) / Simca 1308 1.4 (63 kW) / Simca 1510 1.4 (51/55/63 kW) / Simca 1510 1.6 (54 kW) / 1510 1.6 (66 kW)					545 079 030 B24			049
<b>AVENGER Estate</b>	04/72 - 07/81							
1.3 (44 kW) / 1.6 (51 kW)					545 079 030 B24			049
<b>AVENGER</b>	02/70 - 07/81							
1.3 (44 kW) / 1.6 (51/59 kW)					545 079 030 B24			049
<b>HORIZON</b>	02/78 - 06/86							
1.1 (40 kW) / 1.3 (40 kW) / 1.4 (48/51/61 kW) / 1.6 (66 kW) / 1.9 Diesel (47/48 kW)					545 079 030 B24			049
1.6 (54 kW)					545 079 030 B24			049
<b>MURENA</b>	09/80 - 01/85							
1.6 (66 kW) / 2.1 (85 kW) / 2.1 S (103 kW)					545 079 030 B24			049
<b>RANCHO</b>	01/77 - 07/84							
1.4 (59 kW)					545 079 030 B24			049
<b>SAMBA (51A)</b>	01/81 - 12/87							
0.9 (31 kW) / 1.1 (37 kW) / 1.2 Rallye (65 kW) / 1.4 (44/53 kW) / 1.4 Rallye (58 kW)					545 079 030 B24			049
<b>SAMBA Convertible (51E)</b>	01/81 - 12/87							
1.4 (58 kW)					545 079 030 B24			049




FORD  
VW  
\* Adapter/Adattatore/Adaptateur/Adaptador/Адаптер  
Adapter/Adattatore/Adaptateur/Adaptador/Адаптер  
For cars with Start/Stop (Must replace AGM with AGM, EFB with EFB)  
Please check as 2 different size batteries can be fitted depending on electrical options


		Start Stop Plus / Start Stop ... B51 2 / B60 2	SILVER <i>dynamic</i> ... 316 2	BLUE <i>dynamic</i> ... 313 2	BLACK <i>dynamic</i> ... 312 2		UK
<b>TALBOT</b>							
<b>SIMCA SUNBEAM</b>	07/77 - 03/83						
0.9 (31 kW) / 1.3 (40/44 kW) / 1.6 (51/59 kW) / 1.6 Ti (74 kW) / 2.1 Lotus (110/114 kW)					545 079 030 B24		049
<b>SOLARA</b>	02/80 - 07/86						
1.3 (40 kW) / 1.6 (51/54/65/66 kW)					545 079 030 B24		049
<b>TAGORA</b>	06/80 - 12/87						
2.1 (85 kW) / 2.6 (122 kW) / 2.3 Turbo Diesel (59 kW)					545 079 030 B24		049
<b>EXPRESS 1000 -1500 Bus</b>	07/82 - 10/94						
1.8 (51 kW) / 2.0 (57 kW) / 1.9 D (51 kW) / 2.5 D (54 kW) / 2.5 TD (70 kW)					545 079 030 B24		049
<b>EXPRESS 1000 -1800 Box</b>	07/81 - 10/94						
1.8 (51 kW) / 2.0 (57 kW) / 1.9 D (51 kW) / 2.5 D (54 kW) / 2.5 D All-wheel Drive (54 kW) / 2.5 TD (70 kW) / 2.5 TD All-wheel Drive (70 kW)					545 079 030 B24		049
<b>EXPRESS 1000 -1500 Flatbed / Chassis</b>	07/82 - 10/94						
2.0 (57 kW) / 2.5 D (54 kW) / 2.5 D All-wheel Drive (54 kW) / 2.5 TD (70 kW) / 2.5 TD All-wheel Drive (70 kW)					545 079 030 B24		049
<b>TATA (TELCO)</b>							
<b>INDICA (40_V2)</b>	06/98 →						
1.4 L (44 kW) / 1.4 i (55 kW) / 1.4 Elegance (62 kW) / 1.4 D (37/39 kW) / 1.4 TD LS (46 kW) / 1.4 TD (52 kW)					560 410 054 D47		005
<b>INDIGO (4_V2)</b>	01/03 →						
1.4 (63 kW) / 1.4 D (51/46 kW) / 1.4 TD (52 kW)					560 410 054 D47		005
<b>INDIGO MARINA (4_V2)</b>	01/03 →						
1.4 (62 kW) / 1.4 D (51 kW) / 1.4 TD (52 kW)					560 410 054 D47		005
1.4 D (46 kW) *					570 413 063 E24		069
					560 410 054 D47		005
<b>SAFARI (42_FD)</b>	08/98 →						
2.0 16V (101 kW) / 2.1 (94 kW) / 2.1 EXi (99 kW) / 2.0 TDi (64 kW) / 1.9 TDi 4x4 (64 kW) / 1.9 D (66 kW) *					570 413 063 E24		069
					595 405 083 G8		334
2.2 TDiC (103 kW) / 2.2 TDiC All-wheel Drive (103 kW) / 3.0 D 4x4 (48 kW)					595 405 083 G8		334
<b>SIERRA</b>	08/95 →						
1.9 D (46 kW) / 1.9 TD (66/68 kW)					595 405 083 G8		334
<b>LOADBETA</b>	08/94 →						
1.9 D (50 kW) / 1.9 D All-wheel Drive (66 kW)					595 405 083 G8		334
<b>TELCOLINE (40_FD)</b>	06/99 →						
1.9 D (46 kW) / 1.9 TDiC (64 kW) / 3.0 207 DI (48 kW)					595 405 083 G8		334
<b>TOYOTA</b>							
<b>AURIS</b>	10/06 →						
1.33 Dual-VVTi (74 kW)		560 500 056  D53					027EFB
1.4 VVTi (71 kW) *			563 400 061 D15	560 408 054 D24			027
				552 400 047 C22			012
1.6 VVTi (91 kW)			563 400 061 D15	560 408 054 D24			027
1.6 (97 kW) / 1.8 VVTi (100 kW) / 1.8 (108 kW)			563 400 061 D15	560 408 054 D24			027
1.4 D-4D (66 kW) / 2.0 D-4D (93 kW) / 2.2 D (130 kW) *		570 901 076 E39					096AGM
			585 200 080 F18				110
			577 400 078 E44	574 012 068 E11			096
<b>AVENSIS Liftback (_T22_)</b>	09/97 - 02/03						
1.6 (74 kW) / 1.6 VVT-i (81 kW) / 1.8 (81 kW) / 1.8 VVT-i (95 kW) / 2.0 VVT-i (110 kW) *			563 400 061 D15	560 408 054 D24	556 400 048 C14		027
				552 400 047 C22	545 412 040 B19		012




FORD  
VW  
  
\*

Adapter/Adattatore/Adaptateur/Adaptador/Адаптер  
Adapter/Adattatore/Adaptateur/Adaptador/Адаптер  
For cars with Start/Stop (Must replace AGM with AGM, EFB with EFB)  
Please check as 2 different size batteries can be fitted depending on electrical options

  
BY JOHNSON CONTROLS

		<b>Start Stop Plus / Start Stop</b> ... B51 2 / B60 2	<b>SILVER dynamic</b> ... 316 2	<b>BLUE dynamic</b> ... 313 2	<b>BLACK dynamic</b> ... 312 2		<b>UK</b>
<b>TOYOTA</b>							
<b>AVENSIS Liftback (_T22_)</b>	09/97 - 02/03						
2.0 (94 kW) *			563 400 061 <i>D15</i>		552 400 047 <i>C22</i>	545 412 040 <i>B19</i>	027 012
1.9 D (85 kW) / 2.0 D (61 kW) *		570 901 076 <i>E39</i>	577 400 078 <i>E44</i>	574 012 068 <i>E11</i>			096AGM 096
2.0 TD (66 kW) / 2.0 D-4D (81 kW) *		570 901 076 <i>E39</i>	577 400 078 <i>E44</i>	574 012 068 <i>E11</i>	570 409 064 <i>E13</i>		096AGM 096
<b>AVENSIS (_T22_)</b>	09/97 - 02/03						
1.6 (74 kW) / 1.6 VVT-i (81 kW) / 1.8 (81 kW) / 1.8 VVT-i (95 kW) / 2.0 (94 kW) / 2.0 VVT-i (110 kW) *			563 400 061 <i>D15</i>	560 408 054 <i>D24</i> 552 400 047 <i>C22</i>	556 400 048 <i>C14</i> 545 412 040 <i>B19</i>		027 012
1.9 D (85 kW) / 2.0 D (61 kW) *		570 901 076 <i>E39</i>	577 400 078 <i>E44</i>	574 012 068 <i>E11</i>			096AGM 096
2.0 TD (66 kW) / 2.0 D-4D (81 kW) *		570 901 076 <i>E39</i>	577 400 078 <i>E44</i>	574 012 068 <i>E11</i>	570 409 064 <i>E13</i>		096AGM 096
<b>AVENSIS Station Wagon (_T22_)</b>	09/97 - 02/03						
1.6 (74 kW) / 1.6 VVT-i (81 kW) / 1.8 (81 kW) / 1.8 VVT-i (95 kW) / 2.0 (94 kW) / 2.0 VVT-i (110 kW) *			563 400 061 <i>D15</i>	560 408 054 <i>D24</i> 552 400 047 <i>C22</i>	556 400 048 <i>C14</i> 545 412 040 <i>B19</i>		027 012
2.0 TD (66 kW) / 2.0 D-4D (81 kW) *		570 901 076 <i>E39</i>	577 400 078 <i>E44</i>	574 012 068 <i>E11</i>	570 409 064 <i>E13</i>		096AGM 096
1.9 D (85 kW) *		570 901 076 <i>E39</i>	577 400 078 <i>E44</i>	574 012 068 <i>E11</i>			096AGM 096
<b>AVENSIS VERSO (AC_)</b>	08/01 →						
2.0 VVT-i (110 kW) / 2.4 VVTi GLS (115 kW)					560 410 054 <i>D47</i>		005
2.0 D-4D (85 kW) *		570 901 076 <i>E39</i>	577 400 078 <i>E44</i>	574 012 068 <i>E11</i> 595 404 083 <i>G7</i>			096AGM 096 335
<b>AVENSIS (T25)</b>	04/03 →						
1.6 VVT-i (81 kW) / 1.8 (95 kW) / 2.0 (108 kW) / 2.4 (120/125 kW)			563 400 061 <i>D15</i>	560 408 054 <i>D24</i>			027
2.0 VVTi (114 kW)			563 400 061 <i>D15</i>	560 408 054 <i>D24</i>			027
2.2 TD (74 kW)			585 200 080 <i>F18</i>	580 406 074 <i>F17</i>			110
2.0 D-4D (85 kW) *		570 901 076 <i>E39</i>	577 400 078 <i>E44</i>	574 012 068 <i>E11</i>			096AGM 096
2.2 D-4D (110 kW) / 2.2 D-CAT (130 kW)			585 200 080 <i>F18</i>	580 406 074 <i>F17</i>			110
<b>AVENSIS Saloon (T25)</b>	04/03 →						
1.6 VVT-i (81 kW) / 1.8 (95 kW) / 2.0 (108 kW) / 2.4 (120/125 kW)			563 400 061 <i>D15</i>	560 408 054 <i>D24</i>			027
2.0 VVTi (114 kW)			563 400 061 <i>D15</i>	560 408 054 <i>D24</i>			027
2.0 D-4D (85 kW) *		570 901 076 <i>E39</i>	577 400 078 <i>E44</i>	574 012 068 <i>E11</i>			096AGM 096
2.2 TD (74 kW)			585 200 080 <i>F18</i>	580 406 074 <i>F17</i>			110
2.2 D-4D (110 kW) / 2.2 D-CAT (130 kW)			585 200 080 <i>F18</i>	580 406 074 <i>F17</i>			110
<b>AVENSIS Estate (T25)</b>	04/03 →						
1.6 VVT-i (81 kW) / 1.8 (95 kW) / 2.0 (108 kW) / 2.4 (120/125 kW)			563 400 061 <i>D15</i>	560 408 054 <i>D24</i>			027
2.0 D-4D (85 kW) *		570 901 076 <i>E39</i>	577 400 078 <i>E44</i>	574 012 068 <i>E11</i>			096AGM 096
2.2 TD (74 kW)			585 200 080 <i>F18</i>	580 406 074 <i>F17</i>			110
2.2 D-4D (110 kW) / 2.2 D-CAT (130 kW)			585 200 080 <i>F18</i>	580 406 074 <i>F17</i>			110
<b>AVENSIS Saloon (T27)</b>	02/09 →						
1.6 (97 kW) / 1.8 (108 kW) / 2.0 (112 kW)			563 400 061 <i>D15</i>	560 408 054 <i>D24</i>			027
2.0 D (93 kW) *		570 901 076 <i>E39</i>	577 400 078 <i>E44</i>	574 012 068 <i>E11</i>			096AGM 096
2.2 D (110 kW)			585 200 080 <i>F18</i>	580 406 074 <i>F17</i>			110
<b>AVENSIS Estate (T27)</b>	02/09 →						
1.6 (97 kW) / 1.8 (108 kW) / 2.0 (112 kW)			563 400 061 <i>D15</i>	560 408 054 <i>D24</i>			027
2.0 D (93 kW) *		570 901 076 <i>E39</i>	577 400 078 <i>E44</i>	574 012 068 <i>E11</i>			096AGM 096
2.2 D (110 kW)			585 200 080 <i>F18</i>	580 406 074 <i>F17</i>			110
<b>AYGO (B10)</b>	07/05 →						
1.0 (50 kW)					542 400 039 <i>B35</i>		202

FORD Adapter/Adattatore/Adaptateur/Adaptador/Адаптер  
 VW Adapter/Adattatore/Adaptateur/Adaptador/Адаптер  
 For cars with Start/Stop (Must replace AGM with AGM, EFB with EFB)  
 \* Please check as 2 different size batteries can be fitted depending on electrical options

		<b>Start Stop Plus / Start Stop</b> ... B51 2 / B60 2	<b>SILVER dynamic</b> ... 316 2	<b>BLUE dynamic</b> ... 313 2	<b>BLACK dynamic</b> ... 312 2		<b>UK</b>
<b>TOYOTA</b>							
<b>AYGO (B10)</b>	07/05 →						
1.4 HDi (40 kW)			554 400 053 <b>C30</b>	552 400 047 <b>C22</b>			012
<b>CAMRY Liftback (V1)</b>	01/83 - 01/88						
1.8 (66 kW) / 2.0 (73 kW)				560 410 054 <b>D47</b>			005
2.0 (78 kW)				560 410 054 <b>D47</b>			005
1.8 Turbo-D (54 kW)				595 404 083 <b>G7</b>			335
<b>CAMRY Saloon (V1)</b>	02/83 - 01/88						
1.8 (66 kW) / 2.0 (73 kW) / 2.0 GLI (79 kW) / 2.0 GLi 4x4 (88 kW)				560 410 054 <b>D47</b>			005
1.8 Turbo-D (54 kW)				595 404 083 <b>G7</b>			335
2.0 TD (62 kW)				595 404 083 <b>G7</b>			335
<b>CAMRY (_V2_)</b>	10/86 - 06/91						
1.8 i (66 kW) / 2.0 (94 kW) *				545 156 033 <b>B32</b>			053
				560 410 054 <b>D47</b>			005
2.0 (82 kW)				560 410 054 <b>D47</b>			005
2.0 GLi 4x4 (88 kW) / 2.0 Gli 16V (89 kW) / 2.5 V6 GXI (118 kW)				560 410 054 <b>D47</b>			005
2.0 4x4 (94 kW) *				560 410 054 <b>D47</b>			005
				570 412 063 <b>E23</b>			068
2.0 Turbo-D (62 kW)				595 404 083 <b>G7</b>			335
<b>CAMRY Station Wagon (_V2_)</b>	11/86 - 06/91						
1.8 (66 kW) / 2.0 GLi 16V (89 kW) / 2.0 (94 kW) *				545 156 033 <b>B32</b>			053
				560 410 054 <b>D47</b>			005
2.0 (93 kW) / 2.0 GLi 4x4 (94 kW)				560 410 054 <b>D47</b>			005
2.5 (118 kW)				560 410 054 <b>D47</b>			005
2.0 Turbo-D (62 kW)				595 404 083 <b>G7</b>			335
<b>CAMRY (_V1_)</b>	06/91 - 09/97						
1.8 I (92 kW) / 2000ZX All-wheel Drive (100 kW) / 2.0 ZX (103 kW) / 2.2 (93 kW) / 3.0 (136/135 kW)				560 410 054 <b>D47</b>			005
2.2 (100 kW) / 2.5 (129 kW) / 3.0 (138 kW)				560 410 054 <b>D47</b>			005
<b>CAMRY Station Wagon (_V10)</b>	06/91 - 08/97						
2.2 (93 kW) *				560 410 054 <b>D47</b>			005
				570 412 063 <b>E23</b>			068
2.2 (100 kW) / 3.0 (138 kW)				560 410 054 <b>D47</b>			005
2.5 (129 kW) / 3.0 (136 kW)				560 410 054 <b>D47</b>			005
<b>CAMRY (_V20)</b>	08/96 - 11/01						
1.8 (92 kW)				570 412 063 <b>E23</b>			068
2.2 (93 kW) / 2.2 (96 kW) / 2.5 (147 kW) / 3.0 V6 (135 kW) / 3.0 24V (140 kW)				560 410 054 <b>D47</b>			005
3.0 (140 kW)				560 410 054 <b>D47</b>			005
2.0 TD (66 kW)				595 404 083 <b>G7</b>			335
<b>CAMRY Estate (V20)</b>	08/96 - 07/01						
2.5 (147 kW) / 3.0 (140 kW)				570 412 063 <b>E23</b>			068
<b>CAMRY (_V30)</b>	08/01 →						
2.0 VVTi (110 kW) / 2.4 VVTi Hybrid (105 kW) / 2.4 VVT-i (112 kW) / 2.4 VVTi LE (116 kW) / 3.0 V6 (137 kW) / 3.3 VVTi (165 kW) / 3.5 VVTi XLE (197 kW)				570 412 063 <b>E23</b>			068
3.0 (141 kW) *				560 410 054 <b>D47</b>			005
				570 412 063 <b>E23</b>			068
<b>CAMRY Saloon (_V40)</b>	01/06 →						
2.4 VVTi Hybrid (105 kW)				570 412 063 <b>E23</b>			068
2.4 VVTi LE (116 kW)				570 412 063 <b>E23</b>			068
<b>CAMRY SOLARA Coupe</b>	03/98 - 03/00						
2.2 (98 kW) / 3.0 (140 kW)				570 412 063 <b>E23</b>			068
<b>CAMRY SOLARA Convertible</b>	03/98 - 03/00						
2.2 (98 kW) / 3.0 (140 kW)				570 412 063 <b>E23</b>			068
<b>CAMRY SOLARA Coupe</b>	04/00 →						
2.4 (117 kW) / 3.0 (137 kW) / 3.3 (165 kW)				570 412 063 <b>E23</b>			068





FORD  
VW  
▲

Adapter/Adattatore/Adaptateur/Adaptador/Адаптер  
Adapter/Adattatore/Adaptateur/Adaptador/Адаптер  
For cars with Start/Stop (Must replace AGM with AGM, EFB with EFB)  
Please check as 2 different size batteries can be fitted depending on electrical options

\*





**VARTA**  
BY JOHNSON CONTROLS



			<b>Start Stop Plus / Start Stop</b> ... B51 2 / B60 2	<b>SILVER dynamic</b> ... 316 2	<b>BLUE dynamic</b> ... 313 2	<b>BLACK dynamic</b> ... 312 2		<b>UK</b>
---	---	---	--	------------------------------------	----------------------------------	-----------------------------------	---	-----------

TOYOTA								
<b>CAMRY SOLARA Convertible</b>	04/00 →							
2.4 (117 kW) / 3.0 (137 kW) / 3.3 (165 kW)					570 412 063	E23		068
<b>CARINA (TA4L, TA6_L)</b>	05/73 - 09/83							
1.6 (55 kW) / 1.8 (57 kW) / 1.8 XE (62 kW)					560 410 054	D47		005
1.8 (63 kW) *					560 410 054	D47		005
			554 400 053	C30	552 400 047	C22	545 412 040	B19
1.8 D (48 kW)					595 404 083	G7		335
<b>CARINA Station Wagon (TA4K, TA6K)</b>	04/78 - 09/83							
1.6 (54 kW) / 1.8 (57 kW)					560 410 054	D47		005
1.8 D (48 kW)					595 404 083	G7		335
<b>CARINA II (_T15_)</b>	10/83 - 05/88							
1.6 (55 kW) / 1.8 GLI (74 kW) *					560 410 054	D47		005
			554 400 053	C30	552 400 047	C22	545 412 040	B19
2.0 D (50 kW)					595 404 083	G7		335
<b>CARINA II Saloon (_T15_)</b>	08/83 - 05/88							
1.5 (61 kW)					560 410 054	D47		005
1.6 (55 kW) / 1.8 GLI (74 kW)					560 410 054	D47		005
2.0 D (50 kW)					595 404 083	G7		335
<b>CARINA II (_T17_)</b>	12/87 - 06/93							
1.6 (66 kW) / 1.6 4x4 (77 kW) / 2.0 GLi (94 kW) *					545 156 033	B32		053
					560 410 054	D47		005
			554 400 053	C30	552 400 047	C22	545 412 040	B19
2.0 GLI (89 kW) *					560 410 054	D47		005
			554 400 053	C30	552 400 047	C22	545 412 040	B19
2.0 D (54 kW) *			577 400 078	E44	574 012 068	E11	570 409 064	E13
					595 404 083	G7		335
<b>CARINA II Saloon (_T17_)</b>	12/87 - 06/93							
1.5 (62 kW) / 1.6 (66/72/75 kW) / 1.6 4x4 (66/77/88 kW) / 1.8 4x4 (77 kW) / 2.0 GLI (89 kW) / 2.0 4x4 (89 kW) / 2.0 (94 kW) *					545 156 033	B32		053
					560 410 054	D47		005
			554 400 053	C30	552 400 047	C22	545 412 040	B19
2.0 D (54 kW) *			577 400 078	E44	574 012 068	E11	570 409 064	E13
					595 404 083	G7		335
<b>CARINA II Station Wagon (_T17_)</b>	12/87 - 04/92							
1.5 GL (62 kW) / 1.5 DX (64 kW) / 1.6 (66/72/75 kW) / 1.6 GX 4x4 (88 kW) / 1.8 G 4x4 (77 kW) / 2.0 (89 kW) / 2.0 4x4 (89 kW) / 2.0 GLi (94 kW) *					545 156 033	B32		053
					560 410 054	D47		005
			554 400 053	C30	552 400 047	C22	545 412 040	B19
2.0 D (54 kW) *			577 400 078	E44	574 012 068	E11	570 409 064	E13
					595 404 083	G7		335
<b>CARINA E (_T19_)</b>	04/92 - 09/97							
1.6 (73 kW) / 1.6 16V (78 kW) / 1.6 GLI (79 kW) / 1.8 (79 kW) / 1.8 GL (92 kW) / 2.0 GLI (98 kW) / 2.0 GTi (116 kW) / 2.0 GTi 16V (129 kW) *					545 156 033	B32		053
					560 410 054	D47		005
			554 400 053	C30	552 400 047	C22	545 412 040	B19
2.0 i (93 kW) *					560 410 054	D47		005
			554 400 053	C30	552 400 047	C22	545 412 040	B19
2.0 D (54 kW) *	10/94 - 09/94		577 400 078	E44	574 012 068	E11	570 409 064	E13
					595 404 083	G7		335
2.0 TD (61 kW) *			577 400 078	E44	574 012 068	E11	570 409 064	E13
					595 404 083	G7		335
<b>CARINA E Saloon (_T19_)</b>	04/92 - 09/97							
1.5 SG (77 kW) / 1.6 (73/78/79 kW) / 1.6 16V (85 kW) / 1.8 i 16V (79 kW) / 2.0 i (93 kW) / 1.8 (85 kW) / 2.0 (98 kW) / 1.8 GL (92 kW) / 2.0 GTi (116 kW) / 2.0 GTi 16V (129 kW) *					545 156 033	B32		053
					560 410 054	D47		005
			554 400 053	C30	552 400 047	C22	545 412 040	B19
2.0 D (54 kW) *	10/94 - 09/94		577 400 078	E44	574 012 068	E11	570 409 064	E13
					595 404 083	G7		335
2.0 TD (61 kW) *			577 400 078	E44	574 012 068	E11	570 409 064	E13
					595 404 083	G7		335




FORD Adapter/Adattatore/Adaptateur/Adaptador/Адаптер  
 VW Adapter/Adattatore/Adaptateur/Adaptador/Адаптер  
 \* For cars with Start/Stop (Must replace AGM with AGM, EFB with EFB)  
 Please check as 2 different size batteries can be fitted depending on electrical options

 		<b>Start Stop Plus / Start Stop</b> ... B51 2 / B60 2	<b>SILVER dynamic</b> ... 316 2	<b>BLUE dynamic</b> ... 313 2	<b>BLACK dynamic</b> ... 312 2		<b>UK</b>
<b>TOYOTA</b>							
<b>CARINA E Sportswagon (_T19_)</b>	01/93 - 09/97						
1.6 i (73 kW) / 1.6 GLI (79 kW) / 1.8 i (79 kW) / 1.8 GL (92 kW) / 2.0 i (93 kW) / 2.0 GLI (98 kW) *			554 400 053 <b>C30</b>	545 156 033 <b>B32</b> 560 410 054 <b>D47</b>	545 412 040 <b>B19</b>		053 005 012
1.6 (85 kW) *			554 400 053 <b>C30</b>	560 410 054 <b>D47</b> 552 400 047 <b>C22</b>	545 412 040 <b>B19</b>		005 012
2.0 D (54 kW) *			577 400 078 <b>E44</b>	574 012 068 <b>E11</b> 595 404 083 <b>G7</b>	570 409 064 <b>E13</b>		096 335
2.0 TD (61 kW) *			577 400 078 <b>E44</b>	574 012 068 <b>E11</b> 595 404 083 <b>G7</b>	570 409 064 <b>E13</b>		096 335
<b>CELICA (TA60, RA40, RA6_)</b>	08/77 - 08/85						
1.6 ST (63 kW) / 2.0 XT (65/66/77 kW) / 2.0 GT (90 kW)				560 410 054 <b>D47</b>			005
1.6 (91 kW)				560 410 054 <b>D47</b>			005
<b>CELICA Coupe (TA4C, TA60)</b>	08/77 - 08/85						
1.6 LT (55 kW) / 1.6 ST (63/66 kW) / 1.6 GT (80/81 kW)				560 410 054 <b>D47</b>			005
<b>CELICA Coupe (RA6)</b>	01/82 - 10/86						
1.6 (91 kW) / 2.0 (77/88 kW)				560 410 054 <b>D47</b>			005
<b>CELICA Hatchback (T16)</b>	08/85 - 08/90						
1.6 (63 kW) / 1.6 GT (85 kW) / 1.6 GT 16V (91 kW) / 2.0 GT (103/110 kW) *				545 156 033 <b>B32</b> 560 410 054 <b>D47</b>			053 005
<b>CELICA (ST16_)</b>	09/85 - 02/90						
1.6 (63 kW) / 1.6 GT 16V (91 kW) / 2.0 (110 kW) *				545 156 033 <b>B32</b> 560 410 054 <b>D47</b>			053 005
1.8 (67 kW)				560 410 054 <b>D47</b>			005
<b>CELICA Coupe (T16F)</b>	01/87 - 08/90						
1.8 (67 kW) / 2.0 (103 kW) / 2.0 Turbo 4x4 (136 kW) *				545 156 033 <b>B32</b> 560 410 054 <b>D47</b>			053 005
<b>CELICA Convertible (_T16_)</b>	10/86 - 08/90						
2.0 GT (103 kW) *				545 156 033 <b>B32</b> 560 410 054 <b>D47</b>			053 005
<b>CELICA Coupe (_T18_)</b>	10/89 - 03/94						
1.6 STi (77 kW) / 2.0 Turbo 4WD (150/153 kW) *				545 156 033 <b>B32</b> 560 410 054 <b>D47</b>			053 005
2.0 GTi (115 kW)				560 410 054 <b>D47</b>			005
2.2 (100 kW)				560 410 054 <b>D47</b>			005
<b>CELICA Convertible (_T18_)</b>	05/91 - 01/94						
2.0 GTi (115 kW) *				545 156 033 <b>B32</b> 560 410 054 <b>D47</b>			053 005
2.0 GTi (118 kW)				560 410 054 <b>D47</b>			005
<b>CELICA SUPRA (MA61)</b>	05/82 - 10/86						
2.8 i (125 kW)				560 410 054 <b>D47</b>			005
<b>CELICA (_T20_)</b>	11/93 - 11/99						
1.8 i 16V (85 kW) / 2.0 i 16V (125/129 kW) / 2.0 i Turbo 4WD (178 kW) / 2.2 GT (100 kW) *				545 156 033 <b>B32</b> 560 410 054 <b>D47</b>			053 005
<b>CELICA Convertible (_T20_)</b>	11/93 - 11/99						
2.0 i 16V (125 kW) *				545 156 033 <b>B32</b> 560 410 054 <b>D47</b>			053 005
2.0 GTi (129 kW)				560 410 054 <b>D47</b>			005
<b>CELICA (ZZT23_)</b>	11/99 →						
1.8 16V VT-i (105 kW) / 1.8 16V TS (141 kW)				560 410 054 <b>D47</b>			005
<b>COROLLA Hatchback (_E7_)</b>	09/79 - 09/83						
1.3 (44 kW) / 1.6 (54/55/63 kW) / 1.6 GT (81 kW) / 1.8 (57 kW)				545 156 033 <b>B32</b>			053
1.8 D (48 kW)				570 412 063 <b>E23</b>			068
<b>COROLLA (_E7_)</b>	09/79 - 09/83						
1.3 (44 kW) / 1.6 (55 kW) *				545 156 033 <b>B32</b> 560 410 054 <b>D47</b>			053 005
1.6 GT (81 kW) *				545 156 033 <b>B32</b> 560 410 054 <b>D47</b>			053 005

FORD  
VW  
▲  
\*

Adapter/Adattatore/Adaptateur/Adaptador/Адаптер  
Adapter/Adattatore/Adaptateur/Adaptador/Адаптер  
For cars with Start/Stop (Must replace AGM with AGM, EFB with EFB)  
Please check as 2 different size batteries can be fitted depending on electrical options

**VARTA**  
BY JOHNSON CONTROLS

		<b>Start Stop Plus / Start Stop</b> ... B51 2 / B60 2	<b>SILVER dynamic</b> ... 316 2	<b>BLUE dynamic</b> ... 313 2	<b>BLACK dynamic</b> ... 312 2		<b>UK</b>
---	---	--	------------------------------------	----------------------------------	-----------------------------------	---	-----------




TOYOTA							
<b>COROLLA ( _E7_ )</b>	09/79 - 09/83						
1.8 D (43 kW)				570 412 063	<i>E23</i>		068
<b>COROLLA Station Wagon ( _E7_ )</b>	12/79 - 08/87						
1.3 (44 kW)				545 156 033	<i>B32</i>		053
1.8 D (44 kW)				570 412 063	<i>E23</i>		068
<b>COROLLA Liftback ( _E8_ )</b>	06/83 - 05/88						
1.3 (60 kW) / 1.3 (51/55 kW) / 1.6 (54/62 kW) / 1.6 (63 kW)				545 156 033	<i>B32</i>		053
1.6 (85 kW)				545 156 033	<i>B32</i>		053
1.8 D (43 kW)				570 412 063	<i>E23</i>		068
<b>COROLLA FX Compact (E8B)</b>	08/84 - 05/88						
1.3 (55 kW) / 1.6 (54/55 kW) / 1.6 GT 16V (89 kW)				545 156 033	<i>B32</i>		053
1.6 (85 kW)				545 156 033	<i>B32</i>		053
1.8 D (43 kW)				570 412 063	<i>E23</i>		068
1.8 D (47 kW) *				545 156 033	<i>B32</i>		053
				570 412 063	<i>E23</i>		068
<b>COROLLA ( _E8_ )</b>	06/83 - 05/88						
1.3 (55 kW) / 1.3 (60 kW) / 1.6 (53/62 kW) *				545 156 033	<i>B32</i>		053
				560 410 054	<i>D47</i>		005
1.6 (54 kW)				560 410 054	<i>D47</i>		005
1.8 D (43 kW) *				570 412 063	<i>E23</i>		068
				595 404 083	<i>G7</i>		335
1.8 D (47 kW) *				570 412 063	<i>E23</i>		068
				595 404 083	<i>G7</i>		335
1.8 D (43 kW)				570 412 063	<i>E23</i>		068
<b>COROLLA Coupe (AE86)</b>	05/83 - 07/87						
1.5 L (61 kW) / 1.6 SR 16V (57 kW) / 1.6 16V (85 kW) / 1.6 SR (58 kW) / 1.6 GT 16V (91 kW) / 1.6 GTi Twin Cam (96 kW) *				545 156 033	<i>B32</i>		053
				560 410 054	<i>D47</i>		005
<b>COROLLA Liftback ( _E9_ )</b>	07/87 - 06/93						
1.3 (60 kW) *				545 156 033	<i>B32</i>		053
				560 410 054	<i>D47</i>		005
1.3 i (55 kW)				545 156 033	<i>B32</i>		053
1.5 (52 kW) / 1.6 All-wheel Drive (66 kW)				545 156 033	<i>B32</i>		053
1.5 (92 kW) / 1.5 4x4 (92 kW) / 1.6 (66/77 kW) / 1.6 (70 kW) / 1.6 4x4 (77 kW) / 1.6 GTi (92 kW) *				545 156 033	<i>B32</i>		053
				560 410 054	<i>D47</i>		005
1.8 D (47 kW)				595 404 083	<i>G7</i>		335
<b>COROLLA Compact ( _E9_ )</b>	05/87 - 04/92						
1.3 (60 kW) *				545 156 033	<i>B32</i>		053
				560 410 054	<i>D47</i>		005
1.3 (55 kW) / 1.3 i (55 kW) / 1.5 (92/85 kW) / 1.5 4x4 (92 kW) / 1.6 (66 kW) / 1.6 XL (70 kW) / 1.6 GL 4x4 (70 kW) / 1.6 GTi (85 kW) *				545 156 033	<i>B32</i>		053
				560 410 054	<i>D47</i>		005
1.6 (77 kW)				560 410 054	<i>D47</i>		005
1.8 D (47 kW)				595 404 083	<i>G7</i>		335
<b>COROLLA ( _E9_ )</b>	07/87 - 06/93						
1.3 (60 kW) / 1.4 (60 kW)				545 156 033	<i>B32</i>		053
1.3 i (55 kW) / 1.5 (92 kW) / 1.5 4x4 (92 kW) / 1.5 DX (85 kW) / 1.6 XL (70 kW) / 1.6 GL 4x4 (70 kW) / 1.6 i (77 kW) / 1.6 i 4WD (77 kW) / 1.6 (136/145 kW)				545 156 033	<i>B32</i>		053
1.5 (52 kW) / 1.6 All-wheel Drive (66 kW) *				545 156 033	<i>B32</i>		053
				560 410 054	<i>D47</i>		005
1.6 (66 kW) *				545 156 033	<i>B32</i>		053
				560 410 054	<i>D47</i>		005
1.8 D (47 kW) *				570 412 063	<i>E23</i>		068
				595 404 083	<i>G7</i>		335
<b>COROLLA Station Wagon ( _E9_ )</b>	12/87 - 12/92						
1.3 (60 kW) / 1.6 All-wheel Drive (70 kW)				545 156 033	<i>B32</i>		053

		<b>Start Stop Plus / Start Stop</b> ... B51 2 / B60 2	<b>SILVER dynamic</b> ... 316 2	<b>BLUE dynamic</b> ... 313 2	<b>BLACK dynamic</b> ... 312 2		<b>UK</b>
<b>TOYOTA</b>							
<b>COROLLA Station Wagon ( _ E9_ )</b>	12/87 - 12/92						
1.3 (55 kW) / 1.3 i (55 kW) / 1.6 (66/70 kW) / 1.6 XLI (77 kW) / 1.6 XLI 4x4 (77 kW)				545 156 033	B32		053
1.8 D (47 kW)				595 404 083	G7		335
<b>COROLLA Compact ( _ E10_ )</b>	05/92 - 04/97						
1.3 12V (53 kW) / 1.3 XLI (55 kW) / 1.3 XLI 16V (65 kW) *				545 156 033	B32		053
1.6 Si (84 kW) / 1.8 GT (86 kW)				560 410 054	D47		005
1.8 GTi 4x4 (92 kW)				560 410 054	D47		005
2.0 D (53 kW)				595 404 083	G7		335
<b>COROLLA Liftback ( _ E10_ )</b>	05/92 - 04/97						
1.3 12V (53 kW) / 1.3 XLI (65 kW) / 1.6 GLI (84 kW) *				545 156 033	B32		053
1.8 GT (86 kW)				560 410 054	D47		005
1.8 GTi 4x4 (92 kW)				560 410 054	D47		005
2.0 D (53 kW)				595 404 083	G7		335
<b>COROLLA ( _ E10_ )</b>	05/92 - 04/97						
1.3 12V (53 kW) / 1.3 XLI (55 kW) / 1.3 XLI 16V (65 kW) / 1.6 Si (84 kW) *				545 156 033	B32		053
1.6 (76 kW) *				560 410 054	D47		005
1.8 (85 kW) / 1.8 All-wheel Drive (88 kW)				545 156 033	B32		053
2.0 D (53 kW)				560 410 054	D47		005
2.0 D (53 kW)				595 404 083	G7		335
<b>COROLLA Wagon ( _ E10_ )</b>	07/92 - 04/97						
1.3 12V (53 kW) / 1.3 XLI (55 kW) / 1.3 XLI 16V (65 kW) / 1.8 XL (88 kW) / 1.8 XL 4x4 (88 kW) / 1.8 4x4 (92 kW)				545 156 033	B32		053
1.6 (76 kW) / 1.8 (81 kW)				560 410 054	D47		005
1.6 Si (84 kW) / 1.8 16V 4WD (81 kW)				560 410 054	D47		005
2.0 D (53 kW)				595 404 083	G7		335
<b>COROLLA Compact ( _ E11_ )</b>	04/97 - 01/02						
1.4 (63 kW) / 1.5 (78 kW) / 1.6 Aut. (79 kW) / 1.6 (81/81 kW) / 2.0 D-4D (81 kW) / 2.2 TD (66 kW)				560 410 054	D47		005
1.9 D (51 kW) / 2.0 D (53 kW) / 2.0 D-4D (66 kW)				595 404 083	G7		335
<b>COROLLA Liftback ( _ E11_ )</b>	04/97 - 01/02						
1.4 (63 kW) / 1.6 Aut. (79 kW) / 1.6 (81/81 kW)				560 410 054	D47		005
1.8 (85 kW)				560 410 054	D47		005
1.9 D (51 kW) / 2.0 D (53 kW) / 2.0 D-4D (66 kW)				595 404 083	G7		335
<b>COROLLA ( _ E11_ )</b>	04/97 - 01/02						
1.3 (55 kW) / 1.8 (85 kW)				560 410 054	D47		005
1.4 (63 kW) / 1.4 16V (71 kW) / 1.5 (78 kW) / 1.6 Aut. (79 kW) / 1.6 (81 kW) / 1.6 16V (81 kW) / 1.8 Linea Terra (81 kW) / 2.0 D-4D (81 kW)				560 410 054	D47		005
1.4 D4d (66 kW) / 2.0 D4d (85 kW)			577 400 078	E44	574 012 068	E11	096
1.9 D (51 kW) / 2.0 D (53 kW) / 2.0 D-4D (66 kW) / 2.2 TD (66 kW)					595 404 083	G7	335
2.2 D4d (130 kW) *		570 901 076	E39				096AGM
			577 400 078	E44	574 012 068	E11	096
<b>COROLLA Wagon ( _ E11_ )</b>	04/97 - 01/02						
1.4 (63 kW) / 1.4 16V (71 kW) / 1.6 Aut. (79 kW) / 1.6 (81 kW) / 1.6 16V (81 kW) / 1.8 AWD (81 kW)				560 410 054	D47		005
1.8 (81 kW) / 1.8 All-wheel Drive (92 kW)				560 410 054	D47		005
1.4 D4d (66 kW) / 2.0 D4d (85 kW) *		570 901 076	E39				096AGM
			577 400 078	E44	574 012 068	E11	096
1.9 D (51 kW) / 2.0 D (53 kW) / 2.0 D-4D (66 kW) / 2.0 D4d GS (81 kW)					595 404 083	G7	335

FORD  
VW  
▲  
\*




Adapter/Adattatore/Adaptateur/Adaptador/Адаптер  
Adapter/Adattatore/Adaptateur/Adaptador/Адаптер  
For cars with Start/Stop (Must replace AGM with AGM, EFB with EFB)  
Please check as 2 different size batteries can be fitted depending on electrical options

**VARTA**  
BY JOHNSON CONTROLS

		<b>Start Stop Plus / Start Stop</b> ... B51 2 / B60 2	<b>SILVER dynamic</b> ... 316 2	<b>BLUE dynamic</b> ... 313 2	<b>BLACK dynamic</b> ... 312 2		<b>UK</b>
---	---	--	------------------------------------	----------------------------------	-----------------------------------	---	-----------

TOYOTA							
<b>COROLLA ( _E12U_ , _E12J_ )</b>	11/01 →						
1.4 VVT-i (71 kW) *			563 400 061 <i>D15</i> 554 400 053 <i>C30</i>	560 408 054 <i>D24</i> 552 400 047 <i>C22</i>			027 012 005
1.6 VVT-i (81 kW)				560 410 054 <i>D47</i>			027
1.6 VVTi (91 kW) / 1.8 All-wheel Drive (100 kW)			563 400 061 <i>D15</i>	560 408 054 <i>D24</i>			027
1.8 (100 kW) / 1.8 VVTL-i TS (141/165 kW)			563 400 061 <i>D15</i>	560 408 054 <i>D24</i>			027
1.4 D (66 kW) / 2.0 D-4D (66 kW) *		570 901 076 <i>E39</i>					096AGM 096
			577 400 078 <i>E44</i>	574 012 068 <i>E11</i>			096AGM 096
2.2 D4d (130 kW) *		570 901 076 <i>E39</i>					096AGM 096
			577 400 078 <i>E44</i>	574 012 068 <i>E11</i>			096AGM 096
<b>COROLLA Estate ( _E12J_ , _E12T_ )</b>	12/01 →						
1.4 VVT-i (71 kW) *			563 400 061 <i>D15</i> 554 400 053 <i>C30</i>	560 408 054 <i>D24</i> 552 400 047 <i>C22</i>			027 012 027
1.6 VVT-i (81 kW) / 1.8 (100 kW)			563 400 061 <i>D15</i>	560 408 054 <i>D24</i>			027
1.8 All-wheel Drive (100 kW)			563 400 061 <i>D15</i>	560 408 054 <i>D24</i>			027
1.4 D (66 kW) / 2.0 D-4D (66 kW) *		570 901 076 <i>E39</i>					096AGM 096
			577 400 078 <i>E44</i>	574 012 068 <i>E11</i>			096AGM 096
<b>COROLLA Saloon ( _E12J_ , _E12T_ )</b>	05/02 →						
1.4 VVT-i (71 kW) *			563 400 061 <i>D15</i> 554 400 053 <i>C30</i>	560 408 054 <i>D24</i> 552 400 047 <i>C22</i>			027 012 027
1.5 (80 kW) / 1.6 VVT-i (81 kW) / 1.8 (96/100 kW)			563 400 061 <i>D15</i>	560 408 054 <i>D24</i>			027
1.5 (81 kW) / 1.6 (91 kW)			554 400 053 <i>C30</i>	552 400 047 <i>C22</i>			012
1.8 (92 kW) / 1.8 4x4 (94 kW)			563 400 061 <i>D15</i>	560 408 054 <i>D24</i>			027
1.4 D (66 kW) / 2.0 D-4D (66 kW) *		570 901 076 <i>E39</i>					096AGM 096
			577 400 078 <i>E44</i>	574 012 068 <i>E11</i>			096AGM 096
2.0 D4d (85 kW) *		570 901 076 <i>E39</i>					027 096AGM 096
			577 400 078 <i>E44</i>	574 012 068 <i>E11</i>			096AGM 096
2.2 D4d (130 kW) *		570 901 076 <i>E39</i>					096AGM 096
			577 400 078 <i>E44</i>	574 012 068 <i>E11</i>			096AGM 096
<b>COROLLA Saloon</b>	01/07 →						
1.33 (74 kW) / 1.6 Dual VVTi (91 kW) / 1.6 (97 kW)			554 400 053 <i>C30</i>	552 400 047 <i>C22</i>			012
1.4 D-4D (66 kW) / 2.0 D-4D (93 kW) *		570 901 076 <i>E39</i>					096AGM 096
			577 400 078 <i>E44</i>	574 012 068 <i>E11</i>			096AGM 096
<b>COROLLA LEVIN Coupe</b>	06/91 - 08/97						
1.5 S (105 kW) / 1.6 GT (136 kW) / 1.6 GT-Z (170 kW)				560 410 054 <i>D47</i>			005
<b>COROLLA Verso ( _E12J_ )</b>	09/01 - 05/04						
1.4 VVT-i (71 kW) / 1.6 VVT-i (81 kW) / 1.8 VVT-i (99 kW)			563 400 061 <i>D15</i>	560 408 054 <i>D24</i>			027
1.8 VVTi All-wheel Drive (99 kW) / 1.8 (92 kW)			563 400 061 <i>D15</i>	560 408 054 <i>D24</i>			027
1.4 D4d (66 kW) / 2.0 D4d (85 kW) *		570 901 076 <i>E39</i>					096AGM 096
			577 400 078 <i>E44</i>	574 012 068 <i>E11</i>			096AGM 096
2.0 D-4D (66 kW) *		570 901 076 <i>E39</i>					096AGM 096
			577 400 078 <i>E44</i>	574 012 068 <i>E11</i>			096AGM 096
<b>COROLLA Verso (ZER_ , ZZE_ )</b>	03/04 →						
1.3 VVTi (64 kW) / 1.5 (80 kW) / 1.6 (81 kW) / 1.8 (95 kW)			563 400 061 <i>D15</i>	560 408 054 <i>D24</i>			027
1.8 (92 kW)			563 400 061 <i>D15</i>	560 408 054 <i>D24</i>			027
1.4 D4d (66 kW) / 2.0 D-4D (85 kW) *		570 901 076 <i>E39</i>					096AGM 096
			577 400 078 <i>E44</i>	574 012 068 <i>E11</i>			096AGM 096
2.2 D-4D (130 kW)			585 200 080 <i>F18</i>	580 406 074 <i>F17</i>			110
<b>CORONA Hatchback (TT)</b>	06/79 - 07/81						
1.8 (63 kW)				560 410 054 <i>D47</i>			005
<b>CORONA (RX, RT)</b>	12/75 - 01/81						
1.8 (63 kW)				560 410 054 <i>D47</i>			005
<b>CORONA Saloon</b>	08/85 - 08/88						
2.0 D (54 kW)				595 404 083 <i>G7</i>			335




FORD  
VW  
\* Adapter/Adattatore/Adaptateur/Adaptador/Адаптер  
Adapter/Adattatore/Adaptateur/Adaptador/Адаптер  
For cars with Start/Stop (Must replace AGM with AGM, EFB with EFB)  
Please check as 2 different size batteries can be fitted depending on electrical options

		Start Stop Plus / Start Stop ... B51 2 / B60 2	SILVER <i>dynamic</i> ... 316 2	BLUE <i>dynamic</i> ... 313 2	BLACK <i>dynamic</i> ... 312 2		UK
<b>TOYOTA</b>							
<b>CORONA Saloon</b>	08/85 - 08/88						
2.0 S (96 kW)				560 410 054	D47		005
<b>CORONA Estate</b>	08/83 - 04/87						
2.0 (71 kW) / 2.4 (87 kW)				560 410 054	D47		005
<b>CORONA Hatchback</b>	12/87 - 01/92						
1.6 (66 kW) / 2.0 EZ (89 kW)				560 410 054	D47		005
2.0 D (54 kW)				595 404 083	G7		335
<b>CORONA Saloon</b>	11/87 - 09/93						
1.5 (85 kW) / 1.6 (66/75 kW) / 2.0 EZ (89 kW) / 2.0 GTi (116 kW) / 2.0 GTi All-wheel Drive (116/118 kW) / 2.0 (118 kW)				560 410 054	D47		005
2.0 D (54 kW)				595 404 083	G7		335
<b>CORONA Hatchback</b>	02/92 - 09/97						
1.6 (73 kW) / 1.8 (79 kW) / 2.0 (93 kW)				560 410 054	D47		005
2.0 TD (61 kW)				595 404 083	G7		335
<b>CORONA Saloon</b>	02/92 - 09/97						
1.6 (73 kW) / 1.8 (79 kW) / 2.0 (93/98 kW) / 2.0 GTi (125 kW)				560 410 054	D47		005
2.0 TD (61 kW)				595 404 083	G7		335
<b>CORONA Estate</b>	02/92 - 09/97						
1.6 (73 kW) / 1.8 (79 kW) / 2.0 (93 kW)				560 410 054	D47		005
2.0 TD (61 kW)				595 404 083	G7		335
<b>CORONA Saloon</b>	10/97 - 09/03						
2.0 EXE (116 kW)				560 410 054	D47		005
<b>CORSA Saloon</b>	11/94 - 09/99						
1.5 D (40 kW)				560 410 054	D47		005
<b>CRESSIDA Saloon (RX3_)</b>	07/77 - 07/81						
2.0 (66 kW)				560 410 054	D47		005
<b>CRESSIDA Station Wagon (RX3_)</b>	07/77 - 07/81						
2.0 (66 kW)				560 410 054	D47		005
<b>CRESSIDA Saloon (_X6_)</b>	09/80 - 09/92						
2.0 (77 kW) / 2.0 GLI (80 kW)				560 410 054	D47		005
2.0 GLi (110 kW) / 2.8 (97 kW) / 2.8 i (100 kW)				560 410 054	D47		005
2.2 D (49 kW) *				570 412 063	E23		068
				595 404 083	G7		335
<b>CRESSIDA Station Wagon (X6K)</b>	09/80 - 10/85						
2.8 i (97 kW)				560 410 054	D47		005
2.0 (77 kW)				560 410 054	D47		005
2.2 D (49 kW) *				570 412 063	E23		068
				595 404 083	G7		335
<b>CRESSIDA Saloon</b>	05/85 - 12/88						
2.8 i (100 kW) / 2.8 (106/125 kW)				560 410 054	D47		005
2.4 TD (66 kW)				595 404 083	G7		335
<b>CRESSIDA Estate</b>	05/85 - 09/88						
2.4 TD (66 kW)				595 404 083	G7		335
<b>CRESSIDA Saloon</b>	10/88 - 01/93						
2.0 (125 kW) / 2.5 Turbo (206 kW) / 3.0 i (145 kW) / 3.0 (147 kW)				560 410 054	D47		005
2.4 TD (69 kW)				595 404 083	G7		335
<b>CRESSIDA Estate</b>	10/88 - 09/92						
2.0 (110 kW) / 2.5 (132 kW) / 3.0 (147 kW)				560 410 054	D47		005
2.4 TD (69 kW)				595 404 083	G7		335
<b>CRESSIDA Saloon</b>	10/92 - 09/96						
2.0 S (100 kW) / 2.5 S (132 kW)				560 410 054	D47		005
<b>CROWN Saloon (_S1_)</b>	04/80 - 03/85						
2.8 Si (107 kW) / 2.8 i Super Saloon (125 kW) / 2.2 D (53 kW)				570 412 063	E23		068
<b>CROWN Station Wagon (_S1_)</b>	09/80 - 09/83						
2.8 (107 kW)				570 412 063	E23		068

FORD  
VW  
▲




Adapter/Adattatore/Adaptateur/Adaptador/Адаптер  
Adapter/Adattatore/Adaptateur/Adaptador/Адаптер  
For cars with Start/Stop (Must replace AGM with AGM, EFB with EFB)  
Please check as 2 different size batteries can be fitted depending on electrical options

**VARTA**  
BY JOHNSON CONTROLS

		<b>Start Stop Plus / Start Stop</b> ... B51 2 / B60 2	<b>SILVER dynamic</b> ... 316 2	<b>BLUE dynamic</b> ... 313 2	<b>BLACK dynamic</b> ... 312 2		<b>UK</b>
---	---	--	------------------------------------	----------------------------------	-----------------------------------	---	-----------

TOYOTA							
<b>DYNA Bus</b>	08/77 - 08/87						
3.4 D (66 kW)				595 405 083	G8		334
<b>DYNA Flatbed / Chassis</b>	08/77 - 08/87						
2.0 (72 kW)				560 411 054	D48		014
2.4 D (55 kW) / 3.4 D (66 kW)				595 405 083	G8		334
<b>DYNA Flatbed / Chassis (KD_, LY_)</b>	08/01 →						
2.5 D4d (65 kW) / 3.0 D4d (65 kW) / 4.6 D4d (96 kW)				595 404 083	G7		335
3.0 D4d (80 kW)				595 404 083	G7		335
<b>HILUX Pickup (_N_)</b>	08/83 →						
1.8 (61 kW) / 2.0 4WD (65 kW)				545 158 033	B34		057
2.0 (65 kW) / 2.2 4WD (69 kW) / 2.4 i 4WD (84/84/103 kW) / 2.7 (107 kW) / 3.0 (105 kW) / 3.0 4WD (105 kW) / 3.4 (131 kW) / 3.4 4WD (131 kW)				560 411 054	D48		014
2.4 D (55 kW) / 2.4 D AWD (55 kW) / 2.4 D 4WD (58/61 kW) / 2.4 TD 4WD (66 kW) / 2.5 D-4D (65 kW) / 2.5 D-4D 4WD (75 kW) / 2.8 D 4WD (61 kW) / 3.0 D (67 kW) / 3.0 D 4WD (67 kW)				570 412 063	E23		068
<b>HILUX Closed Off-Road Vehicle</b>	08/89 - 11/95						
3.0 4x4 (112 kW)				570 413 063	E24		069
2.4 TD 4x4 (66 kW) / 3.0 TDiC 4x4 (92 kW)				595 404 083	G7		335
<b>HILUX Closed Off-Road Vehicle</b>	11/95 - 07/05						
2.7 (107 kW) / 3.4 4x4 (131/136 kW)				570 413 063	E24		069
2.4 TD 4x4 (66 kW) / 3.0 D (67 kW)				595 404 083	G7		335
<b>HILUX Pickup</b>	08/05 →						
2.0 (108 kW) / 2.7 (118 kW) / 2.7 All-wheel Drive (118 kW)				570 413 063	E24		069
2.5 D4d (75 kW) / 2.5 D (88 kW)				595 404 083	G7		335
2.5 D 4x4 (75 kW) *				570 413 063	E24		069
				595 405 083	G8		334
				570 412 063	E23		068
				595 404 083	G7		335
3.0 D 4x4 (126 kW) *				570 413 063	E24		069
				595 405 083	G8		334
				570 412 063	E23		068
<b>IQ (AJ1)</b>	01/09 →						
1.0 (50 kW)				545 158 033	B34		057
1.33 (72 kW)		560 500 056	△ D53				027EFB
1.4 D-4D (66 kW)				570 413 063	E24		069
<b>LAND CRUISER (_J4_)</b>	03/69 - 12/97						
4.2 (89 kW) / 3.0 D (59 kW) / 3.4 D (66 kW) / 4.0 D (76 kW) *				595 405 083	G8		334
				595 404 083	G7		335
<b>LAND CRUISER Pickup (_J4_)</b>	03/69 - 10/97						
4.2 (89 kW) / 3.4 D (66 kW) / 4.0 D (76 kW)				595 404 083	G7		335
<b>LAND CRUISER (_J6_)</b>	10/81 - 12/89						
4.0 (101 kW)				595 405 083	G8		334
4.2 (88 kW)				595 404 083	G7		335
2.5 TD 4x4 (85 kW) / 3.4 Diesel (66 kW) / 4.0 Diesel (74/76/77 kW) / 4.0 Turbo-D (100 kW)				595 404 083	G7		335
<b>LAND CRUISER (_J7_)</b>	03/84 →						
2.4 (84 kW) / 2.4 D (53 kW) / 2.4 TD (63 kW) / 3.0 TD (92 kW)				595 405 083	G8		334
2.4 (77 kW)				570 412 063	E23		068
4.0 4x4 (101 kW) / 4.2 4x4 (89 kW) / 2.7 TD 4x4 (61 kW) / 4.0 D 4x4 (74 kW) / 4.0 TD 4x4 (100 kW)				595 404 083	G7		335
2.4 TD (66 kW) / 2.5 TD 4x4 (85 kW) / 3.4 D (70 kW) / 3.4 TD (91 kW) / 3.5 D 4x4 (85 kW) / 4.2 TD (96 kW)				595 404 083	G7		335

FORD Adapter/Adattatore/Adaptateur/Adaptador/Адаптер  
 VW Adapter/Adattatore/Adaptateur/Adaptador/Адаптер  
 △ For cars with Start/Stop (Must replace AGM with AGM, EFB with EFB)  
 \* Please check as 2 different size batteries can be fitted depending on electrical options




		<b>Start Stop Plus / Start Stop</b> ... B51 2 / B60 2	<b>SILVER dynamic</b> ... 316 2	<b>BLUE dynamic</b> ... 313 2	<b>BLACK dynamic</b> ... 312 2		<b>UK</b>
<b>TOYOTA</b>							
<b>LAND CRUISER Hardtop (_J7_)</b>	07/90 - 05/96						
2.4 TD (66 kW)				595 404 083	G7		335
3.0 TD (92 kW)				595 405 083	G8		334
4.2 D All-wheel Drive (123 kW)				595 405 083	G8		334
<b>CORONA PREMIO Saloon</b>	01/96 - 05/01						
2.0 All-wheel Drive (94 kW)				560 410 054	D47		005
<b>LAND CRUISER 80 (_J8_)</b>	01/90 - 02/98						
2.4 (77 kW) / 4.5 24V (151 kW) / 3.0 TD (92 kW) / 3.4 D (70 kW) / 3.5 D (85 kW) / 4.2 D (99 kW) / 4.2 TD (118/123 kW) / 4.2 TD 24V (125 kW)				595 404 083	G7		335
4.0 (115 kW)				595 405 083	G8		334
4.5 (215 kW)				595 404 083	G7		335
<b>LAND CRUISER 90 (_J9_)</b>	04/95 →						
2.7 (110 kW) / 4.7 (175 kW)				595 404 083	G7		335
3.4 i 24V (131 kW) *				560 410 054	D47		005
				595 404 083	G7		335
3.0 TD (92 kW) / 3.0 D-4D (120 kW) / 4.2 TD (123 kW)				595 404 083	G7		335
<b>LAND CRUISER 100 (_J10_)</b>	01/98 →						
4.7 (173 kW) / 4.7 (175 kW) / 4.2 TD (150 kW)				595 404 083	G7		335
4.2 TDi 24V (150 kW) *				595 405 083	G8		334
				595 404 083	G7		335
<b>LAND CRUISER (J12)</b>	09/02 →						
2.7 (112 kW) / 3.4 (136 kW) / 4.0 (179 kW) / 3.0 D-4D (92 kW) *				595 405 083	G8		334
				595 404 083	G7		335
4.0 (183 kW) *				595 405 083	G8		334
				595 404 083	G7		335
3.0 D-4D (120 kW) *				595 405 083	G8		334
				595 404 083	G7		335
<b>MODELL F Bus (_R2_, 31)</b>	11/82 - 08/90						
2.0 Super (65 kW) / 2.0 (66 kW)				545 158 033	B34		057
2.2 (72 kW)				560 411 054	D48		014
<b>MR 2 (_W1_)</b>	11/84 - 06/90						
1.6 16V (85 kW) *				545 156 033	B32		053
				560 410 054	D47		005
<b>MR 2 (_W2_)</b>	12/89 - 05/00						
2.0 (88 kW)				560 410 054	D47		005
2.0 16V (115 kW) *				545 156 033	B32		053
				560 410 054	D47		005
<b>MR 2 (_W3_)</b>	04/00 →						
1.8 16V VT-i (103 kW) *				545 156 033	B32		053
				560 410 054	D47		005
<b>PASEO Coupe (EL54)</b>	08/95 - 12/99						
1.5 16V (66 kW)				560 411 054	D48		014
<b>PASEO Convertible (EL54)</b>	10/96 - 03/99						
1.5 16V (66 kW)				560 411 054	D48		014
<b>PICNIC (_XM10)</b>	05/96 - 12/01						
2.0 16V (94 kW)				560 410 054	D47		005
2.0 (90 kW)				545 156 033	B32		053
2.2 D (66 kW)				595 404 083	G7		335
<b>PREVIA (TCR1_, 2_)</b>	05/90 - 08/00						
2.4 (97 kW) / 2.4 4WD (97 kW) / 2.4 GX (110 kW)				560 410 054	D47		005
<b>PREVIA (ACR3_)</b>	06/00 →						
2.4 4x4 (96 kW) / 2.4 Hybrid (96 kW) / 2.4 Hybrid 4x4 (110 kW) / 2.4 16V (115 kW) / 2.4 (125 kW) / 3.0 VVTi (162 kW) / 3.5 (206 kW) / 3.5 4x4 (206 kW)				560 410 054	D47		005
2.0 D-4D (85 kW)				595 404 083	G7		335

FORD  
VW  
▲  
\*

Adapter/Adattatore/Adaptateur/Adaptador/Адаптер  
Adapter/Adattatore/Adaptateur/Adaptador/Адаптер  
For cars with Start/Stop (Must replace AGM with AGM, EFB with EFB)  
Please check as 2 different size batteries can be fitted depending on electrical options




**VARTA**  
BY JOHNSON CONTROLS



		<b>Start Stop Plus / Start Stop</b> ... B51 2 / B60 2	<b>SILVER dynamic</b> ... 316 2	<b>BLUE dynamic</b> ... 313 2	<b>BLACK dynamic</b> ... 312 2		<b>UK</b>
---	---	--	------------------------------------	----------------------------------	-----------------------------------	---	-----------

TOYOTA							
<b>PRIUS Saloon (NHW11_)</b>	05/00 - 01/04						
1.5 (53 kW)				540 126 033	A14		054
<b>PRIUS Hatchback</b>	08/03 →						
1.5 (57 kW)				545 157 033	B33		155
<b>RAV 4 I (SXA1_)</b>	01/94 - 09/00						
2.0 16V (95 kW)						545 077 030	B23
<b>RAV 4 I Cabrio (SXA1_)</b>	12/97 - 06/00						048
2.0 16V (94 kW)				545 156 033	B32		053
<b>RAV 4 II (XA2)</b>	06/00 →						
1.8 VVTi (92 kW) / 2.0 VVTi 4WD (110 kW) / 2.4 VVTi 4x4 (112 kW)				545 156 033	B32		053
2.0 D-4D 4WD (85 kW)				595 404 083	G7		335
<b>RAV 4 III (ACA_, ACE_, ALA_)</b>	11/05 →						
2.0 VVT-i (112 kW) / 2.4 VVTi (125 kW) / 3.5 VVTi (201 kW)				545 156 033	B32		053
2.2 D-4D (100 kW) / 2.2 D-CAT (130 kW)				595 404 083	G7		335
<b>STARLET (KP6_)</b>	02/78 - 12/84						
1.0 (33 kW) / 1.2 S (39 kW) / 1.3 S (48 kW)				545 156 033	B32		053
<b>STARLET Estate (KP6_)</b>	02/78 - 12/84						
1.0 (33 kW) / 1.2 (41 kW)				545 156 033	B32		053
<b>STARLET (_P7_)</b>	10/84 - 12/89						
1.0 (40 kW) / 1.3 (55 kW)				545 158 033	B34		057
1.5 D (40 kW)				560 411 054	D48		014
<b>STARLET (_P8_)</b>	12/89 - 03/96						
1.0 (40 kW)				540 127 033	A15		055
1.3 XL (52 kW) / 1.3 12V (55 kW)				545 156 033	B32		053
1.3 12V (55 kW)				560 410 054	D47		005
1.5 D (40 kW)				570 412 063	E23		068
<b>STARLET (EP91)</b>	04/96 - 10/99						
1.3 (55 kW)				540 127 033	A15		055
<b>SUPRA (MA70)</b>	01/86 - 05/93						
3.0 24V (150 kW) / 3.0 Turbo (173/175 kW)				570 412 063	E23		068
<b>SUPRA (JZA70, JZA80)</b>	05/93 - 08/98						
3.0 i Bi-Turbo (243 kW)				570 412 063	E23		068
<b>TERCEL (_L1_, _L2_)</b>	03/79 - 01/88						
1.3 (48 kW) / 1.45 (52 kW)				545 158 033	B34		057
<b>TERCEL (AL2_)</b>	10/82 - 01/88						
1.5 4WD (50 kW)				545 158 033	B34		057
<b>YARIS (_CP10)</b>	04/99 →						
1.0 16V (48 kW) / 1.3 (64 kW)			552 401 052	C6	544 402 044	B18	063
1.0 16V (50 kW)					545 079 030	B24	049
1.3 16V (63 kW)				545 157 033	B33		155
1.5 TS (77 kW) *				545 157 033	B33		155
1.5 VVT-i TS (78 kW)				545 158 033	B34		057
1.5 VVT-i TS (110 kW)			554 400 053	C30	552 400 047	C22	012
1.4 D-4D (55 kW) *	07/05-12/01-06/05		563 400 061	D15	560 408 054	D24	027
					560 411 054	D48	014
<b>YARIS</b>	11/05 →						
1.0 VVT-i (51 kW) / 1.3 VVT-i (64 kW)			554 400 053	C30	552 400 047	C22	012
1.33 VVT-i (74 kW)		560 500 056	△	D53			027EFB
1.5 (80 kW)			552 401 052	C6	544 402 044	B18	063
1.8 VVTi (98 kW) *			563 400 061	D15	560 408 054	D24	027
			554 400 053	C30	552 400 047	C22	012
D-4D (66 kW)			563 400 061	D15	560 408 054	D24	027
<b>YARIS VERSO (NC/LP2_)</b>	11/99 →						
1.3 (62 kW)				545 156 033	B32		053
1.3 (63 kW) / 1.5 (77/78 kW)				545 157 033	B33		155
1.4 D-4D (55 kW)				560 411 054	D48		014

FORD Adapter/Adattatore/Adaptateur/Adaptador/Адаптер  
 VW Adapter/Adattatore/Adaptateur/Adaptador/Адаптер  
 △ For cars with Start/Stop (Must replace AGM with AGM, EFB with EFB)  
 \* Please check as 2 different size batteries can be fitted depending on electrical options




		<b>Start Stop Plus / Start Stop</b> ... B51 2 / B60 2	<b>SILVER dynamic</b> ... 316 2	<b>BLUE dynamic</b> ... 313 2	<b>BLACK dynamic</b> ... 312 2		<b>UK</b>
<b>TOYOTA</b>							
<b>4 RUNNER ( _N130 )</b>	08/87 - 03/96						
2.4 (82 kW) / 2.4 SR5 4x4 (79 kW) / 2.7 (112 kW) / 2.7 i 4x4 (112 kW) / 3.0 V6 (105 kW)				570 413 063	<b>E24</b>		069
3.0 4x4 (112 kW)				570 413 063	<b>E24</b>		069
3.4 (136 kW) / 3.4 i 4x4 (136 kW) / 2.8 D 4x4 (61 kW) / 3.0 Turbo-D (92 kW) / 3.0 TDi All-wheel Drive (103 kW)				595 405 083	<b>G8</b>		334
2.4 TD 4x4 (66 kW) *				570 413 063 595 405 083	<b>E24</b> <b>G8</b>		069 334
<b>HIACE I Wagon ( _H_ )</b>	01/79 - 12/84						
1.6 (49 kW)				570 413 063	<b>E24</b>		069
<b>HIACE I Box ( _H_ )</b>	02/77 - 03/83						
1.6 (49 kW) / 2.0 (65 kW)				570 413 063	<b>E24</b>		069
2.2 D (46 kW)				595 404 083	<b>G7</b>		335
<b>HIACE II Wagon (H5_)</b>	03/83 - 11/89						
1.8 (58 kW) / 2.0 (65 kW) / 2.0 4x4 (65 kW) / 2.2 (69 kW) / 2.4 D (55 kW)				570 413 063	<b>E24</b>		069
2.2 D (49 kW) / 2.4 D 4WD (54 kW)				595 404 083	<b>G7</b>		335
<b>HIACE II Box (H5_)</b>	03/83 - 11/89						
1.8 (58 kW) / 2.0 (65 kW) / 2.2 (69 kW) / 2.2 4x4 (69 kW)				570 413 063	<b>E24</b>		069
2.2 D (49 kW) / 2.4 D (55 kW) / 2.4 D 4x4 (55 kW) *				570 413 063 595 404 083	<b>E24</b> <b>G7</b>		069 335
<b>HIACE III Wagon ( _H10_ )</b>	08/89 - 08/95						
2.0 (74 kW) / 2.4 4WD (88 kW) *				570 413 063 560 411 054	<b>E24</b> <b>D48</b>		069 014
2.4 (88 kW)				560 411 054	<b>D48</b>		014
2.4 D (55 kW) / 2.4 D 4WD (55 kW)				595 405 083	<b>G8</b>		334
2.8 D (61 kW)				595 405 083	<b>G8</b>		334
<b>HIACE III Box ( _H10_ )</b>	08/89 - 08/95						
2.0 (74 kW) / 2.4 (88 kW) / 2.4 4WD (88 kW) *				570 413 063 560 411 054	<b>E24</b> <b>D48</b>		069 014
2.4 Diesel (55 kW) / 2.4 D 4WD (55 kW)				595 405 083	<b>G8</b>		334
2.4 D (57 kW) / 2.4 D 4x4 (57 kW) / 2.8 D (61 kW)				595 405 083	<b>G8</b>		334
<b>HIACE IV Wagon ( _H1_ , _H2_ )</b>	08/95 →						
2.0 (74 kW) / 2.7 (105 kW) / 2.7 4WD (105 kW) / 2.7 (106 kW) / 3.4 (131 kW) / 3.4 4x4 (131 kW)				570 413 063	<b>E24</b>		069
2.4 (85 kW)				560 411 054	<b>D48</b>		014
2.4 (85 kW) / 2.7 VVTi (111 kW)				570 413 063	<b>E24</b>		069
2.4 4WD (85 kW) *				570 413 063 560 411 054	<b>E24</b> <b>D48</b>		069 014
2.4 D (55 kW) / 2.4 TD (66 kW) / 2.4 TD 4WD (66 kW)				595 404 083	<b>G7</b>		335
2.4 D (58 kW) *				570 413 063 595 404 083	<b>E24</b> <b>G7</b>		069 335
2.5 D4d 4x4 (75 kW) / 2.8 D (61 kW)				595 404 083	<b>G7</b>		335
2.5 D-4D (65 kW) / 3.0 D (65 kW) *				560 411 054 595 404 083	<b>D48</b> <b>G7</b>		014 335
<b>HIACE IV Box ( _H1_ , _H2_ )</b>	08/95 →						
2.0 (81 kW) / 2.7 VVTi (111 kW)				570 413 063	<b>E24</b>		069
2.4 (85 kW) / 3.0 D (65 kW)				560 411 054	<b>D48</b>		014
2.4 4WD (85 kW) / 2.7 (105 kW) / 2.7 4WD (105 kW) / 2.4 TD (66 kW)				570 413 063	<b>E24</b>		069
2.4 D (55 kW) / 2.5 D4d 4x4 (65/86 kW) / 2.5 D4d (70/86 kW) / 2.8 D (61 kW)				595 404 083	<b>G7</b>		335
2.4 D (58 kW) / 2.4 TD 4WD (66 kW) / 2.5 D-4D (65/75 kW) / 2.5 D-4D 4WD (75 kW)				595 404 083	<b>G7</b>		335
<b>LITEACE Wagon (M2_G)</b>	10/79 - 10/86						
1.3 (43 kW) / 1.8 D (41 kW)				545 158 033	<b>B34</b>		057


FORD  
VW  
▲  
\*




Adapter/Adattatore/Adaptateur/Adaptador/Адаптер  
Adapter/Adattatore/Adaptateur/Adaptador/Адаптер  
For cars with Start/Stop (Must replace AGM with AGM, EFB with EFB)  
Please check as 2 different size batteries can be fitted depending on electrical options

**VARTA**  
BY JOHNSON CONTROLS

# TOYOTA > TRIUMPH

		<b>Start Stop Plus / Start Stop</b> ... B51 2 / B60 2	<b>SILVER dynamic</b> ... 316 2	<b>BLUE dynamic</b> ... 313 2	<b>BLACK dynamic</b> ... 312 2		<b>UK</b>
<b>TOYOTA</b>							
<b>LITEACE Box (M2_V)</b>	10/79 - 10/86						
1.3 (42 kW) / 1.8 D (41 kW)				545 158 033	B34		057
<b>LITEACE Bus (CM30_G, KM30_G)</b>	10/85 - 01/92						
1.5 (51 kW) *				540 127 033	A15		055
				545 158 033	B34		057
2.0 (65 kW)				545 158 033	B34		057
2.0 D (53 kW) *				570 413 063	E24		069
				595 405 083	G8		334
1.8 D (47 kW)				570 413 063	E24		069
<b>LITEACE Box (CM3_V, KM3_V)</b>	10/85 - 03/92						
1.5 (51 kW) *				540 127 033	A15		055
				545 158 033	B34		057
2.0 (65 kW)				545 158 033	B34		057
1.8 D (46 kW) / 2.0 D (53 kW) *				570 413 063	E24		069
				595 405 083	G8		334
1.8 D (47 kW)				570 413 063	E24		069
<b>LITEACE Bus (R2_LG)</b>	01/92 - 01/98						
1.5 (52 kW) *				540 127 033	A15		055
				545 158 033	B34		057
2.2 (72 kW)				560 411 054	D48		014
2.0 D (53 kW) *				570 413 063	E24		069
				595 405 083	G8		334
2.2 D (66 kW)				570 413 063	E24		069
<b>LITEACE Box (R2_V)</b>	01/92 - 01/95						
1.5 (52 kW) *				540 127 033	A15		055
				545 158 033	B34		057
2.2 (72 kW)				560 411 054	D48		014
2.0 D (51 kW) *				570 413 063	E24		069
				595 405 083	G8		334
<b>TRABANT</b>							
<b>P 601</b>	01/66 - 04/90						
0.6 (19 kW) *			563 400 061	D15	560 408 054	D24	027
					545 412 040	B19	012
<b>P 601 Universal</b>	01/66 - 04/90						
0.6 (19 kW) *			563 400 061	D15	560 408 054	D24	027
					545 412 040	B19	012
<b>P 601 Tramp</b>	10/66 - 04/90						
0.6 (19 kW) *			563 400 061	D15	560 408 054	D24	027
					545 412 040	B19	012
<b>P 601 Box</b>	07/66 - 04/90						
0.6 (19 kW) *			563 400 061	D15	560 408 054	D24	027
					545 412 040	B19	012
<b>1.1</b>	05/90 - 12/91						
1.1 (30 kW) *			563 400 061	D15	560 408 054	D24	027
					545 412 040	B19	012
<b>1.1 Universal</b>	12/90 - 12/91						
1.1 (30 kW) *			563 400 061	D15	560 408 054	D24	027
					545 412 040	B19	012
<b>1.1 Tramp</b>	05/90 - 12/91						
1.1 (30 kW) *			563 400 061	D15	560 408 054	D24	027
					545 412 040	B19	012
<b>TRIUMPH</b>							
<b>ACCLAIM</b>	10/81 - 12/85						
1.3 (51 kW)					545 079 030	B24	049
<b>DOLOMITE</b>	01/72 - 12/81						
1300 (43 kW) / 1500 HL (53 kW) / 1850 HL (68 kW) / Sprint (95 kW)					545 079 030	B24	049
<b>TR 7 Coupe</b>	01/75 - 12/81						
2.0 (78 kW)					545 079 030	B24	049
<b>TR 7</b>	01/79 - 01/81						
2.0 (78 kW)					545 079 030	B24	049




FORD Adapter/Adattatore/Adaptateur/Adaptador/Адаптер  
 VW Adapter/Adattatore/Adaptateur/Adaptador/Адаптер  
 For cars with Start/Stop (Must replace AGM with AGM, EFB with EFB)  
 \* Please check as 2 different size batteries can be fitted depending on electrical options

		Start Stop Plus / Start Stop ... B51 2 / B60 2	SILVER <i>dynamic</i> ... 316 2	BLUE <i>dynamic</i> ... 313 2	BLACK <i>dynamic</i> ... 312 2		UK
<b>TRIUMPH</b>							
<b>TR 8</b>	01/80 - 12/81						
3.5 (99 kW)					570 413 063 E24		069
<b>TVR</b>							
<b>CERBERA</b>	01/96 →						
4.0 (257 kW) / 4.2 (257 kW) / 4.5 (313/210 kW) / 4.5 GT (324 kW)			561 400 060 D21	560 409 054 D59			075
<b>CHIMAERA</b>	11/92 →						
4.0 (177 kW) / 4.3 (206 kW) / 4.5 (210/210 kW) / 5.0 (235/217/235/243/250 kW)			561 400 060 D21	560 409 054 D59			075
<b>GRIFFITH (TCT_)</b>	01/90 →						
4.0 (177 kW) / 4.3 (206 kW) / 5.0 (235/217/235/243/250/254 kW)					570 413 063 E24		069
<b>S</b>	01/86 - 12/96						
2.8 (110 kW) / 2.9 (125 kW) / 4.0 (177 kW)					570 413 063 E24		069
<b>SPEED EIGHT</b>	01/89 - 12/92						
3.9 (179 kW) / 4.0 (168 kW) / 4.3 (198 kW)					570 413 063 E24		069
<b>TUSCAN II Roadster</b>	01/98 →						
4.0 (268 kW)					574 013 068 E12		086
<b>VAUXHALL</b>							
<b>AGILA</b>	09/00 →						
1.0 12V (43 kW) / 1.2 16V (55 kW) / 1.2 16V Twinport (59 kW)			552 401 052 C6	544 402 044 B18			063
<b>AGILA</b>	01/08 →						
1.2 (58 kW)			552 401 052 C6	544 402 044 B18			063
1.3 CDTI (55 kW)			561 400 060 D21	560 409 054 D59			075
<b>ARENA Combi</b>	01/97 - 08/01						
1.9 D (44 kW) / 2.5 D (55 kW) *		570 901 076 E39					096AGM 096
			577 400 078 E44	574 012 068 E11	570 409 064 E13		
<b>ARENA Van</b>	01/97 - 08/01						
1.9 D (44 kW) / 2.5 D (55 kW) *		570 901 076 E39					096AGM 096
			577 400 078 E44	574 012 068 E11	570 409 064 E13		
<b>ASTRA</b>	10/79 - 08/82						
1.2 (40 kW)			552 401 052 C6	544 402 044 B18	541 400 036 A17		063
<b>ASTRA Hatchback</b>	09/79 - 08/86						
1.2 (40 kW) / 1.3 (51 kW)			552 401 052 C6	544 402 044 B18	541 400 036 A17		063
1.2 S (44 kW) / 1.3 S (55 kW) / 1.6 S (66 kW) *			561 400 060 D21	560 409 054 D59			075
			552 401 052 C6	544 402 044 B18	541 400 036 A17		063
1.8 GTE (85 kW) *			561 400 060 D21	560 409 054 D59			075
			574 402 075 E38	572 409 068 E43	570 144 064 E9		100
					553 400 047 C10		065
1.6 D (40 kW) *			561 400 060 D21	560 409 054 D59			075
			574 402 075 E38	572 409 068 E43	570 144 064 E9		100
<b>ASTRA Estate</b>	09/79 - 08/86						
1.3 S (55 kW) / 1.6 S (66 kW) *			561 400 060 D21				075
			552 401 052 C6	544 402 044 B18	541 400 036 A17		063
1.6 D (40 kW) *			561 400 060 D21	560 409 054 D59			075
			574 402 075 E38	572 409 068 E43	570 144 064 E9		100
					553 400 047 C10		065
1.3 (51 kW)			552 401 052 C6	544 402 044 B18	541 400 036 A17		063
<b>ASTRA Mk II Hatchback</b>	09/84 - 08/91						
1.2 (40 kW) / 1.3 (44 kW) *							
			552 401 052 C6	560 409 054 D59			075
			544 402 044 B18	541 400 036 A17			063
1.2 (44 kW) / 1.3 (55 kW) / 1.4 i (44 kW) / 1.4 S (55 kW) *			561 400 060 D21	560 409 054 D59			075
			552 401 052 C6	544 402 044 B18	541 400 036 A17		063
1.6 (60 kW) *			561 400 060 D21	560 409 054 D59			075
				544 402 044 B18	541 400 036 A17		063
					553 400 047 C10		065
1.6 S (66 kW) *			561 400 060 D21	560 409 054 D59			075
				544 402 044 B18	541 400 036 A17		063

FORD  
VW  
▲




Adapter/Adattatore/Adaptateur/Adaptador/Адаптер  
Adapter/Adattatore/Adaptateur/Adaptador/Адаптер  
For cars with Start/Stop (Must replace AGM with AGM, EFB with EFB)  
Please check as 2 different size batteries can be fitted depending on electrical options

**VARTA**  
BY JOHNSON CONTROLS

		<b>Start Stop Plus / Start Stop</b> ... B51 2 / B60 2	<b>SILVER dynamic</b> ... 316 2	<b>BLUE dynamic</b> ... 313 2	<b>BLACK dynamic</b> ... 312 2		<b>UK</b>
---	---	--	------------------------------------	----------------------------------	-----------------------------------	---	-----------

VAUXHALL							
<b>ASTRA Mk II Hatchback</b>	09/84 - 08/91						
1.8 GTE (82 kW) / 2.0 GTE (95 kW) / 2.0 GTE 16V (115 kW) *			561 400 060 <i>D21</i> 574 402 075 <i>E38</i>	560 409 054 <i>D59</i> 572 409 068 <i>E43</i>	570 144 064 <i>E9</i> 553 400 047 <i>C10</i>		075 100 065
1.9 (85 kW)			574 402 075 <i>E38</i>	572 409 068 <i>E43</i>	570 144 064 <i>E9</i>		100
1.6 D (40 kW) / 1.7 D (42 kW) *			561 400 060 <i>D21</i> 574 402 075 <i>E38</i>	560 409 054 <i>D59</i> 572 409 068 <i>E43</i>	570 144 064 <i>E9</i>		075 100
<b>ASTRA Mk II Belmont</b>	09/85 - 12/91						
1.3 (55 kW) / 1.4 i (44 kW) / 1.6 S (60 kW) / 1.6 (66 kW) *			561 400 060 <i>D21</i> 552 401 052 <i>C6</i>	560 409 054 <i>D59</i> 544 402 044 <i>B18</i>	541 400 036 <i>A17</i>		075 063
1.8 (82 kW) / 1.8 i (85 kW) *			561 400 060 <i>D21</i>	560 409 054 <i>D59</i> 544 402 044 <i>B18</i>	541 400 036 <i>A17</i> 553 400 047 <i>C10</i>		075 063 065
1.5 DT (49 kW) / 1.6 D (40 kW) *			561 400 060 <i>D21</i> 574 402 075 <i>E38</i>	560 409 054 <i>D59</i> 572 409 068 <i>E43</i>	570 144 064 <i>E9</i> 553 400 047 <i>C10</i>		075 100 065
1.7 D (42 kW) *			561 400 060 <i>D21</i> 574 402 075 <i>E38</i>	560 409 054 <i>D59</i> 572 409 068 <i>E43</i>	570 144 064 <i>E9</i>		075 100
<b>ASTRA Mk II Estate</b>	09/84 - 08/91						
1.2 (44 kW) / 1.3 (55 kW) / 1.4 S (55 kW) *			561 400 060 <i>D21</i> 552 401 052 <i>C6</i>	560 409 054 <i>D59</i> 544 402 044 <i>B18</i>	541 400 036 <i>A17</i>		075 063
1.6 (60 kW) *			561 400 060 <i>D21</i>	560 409 054 <i>D59</i> 544 402 044 <i>B18</i>	541 400 036 <i>A17</i>		075 063
1.6 S (66 kW) / 1.8 i (83 kW) *			561 400 060 <i>D21</i>	560 409 054 <i>D59</i> 544 402 044 <i>B18</i>	541 400 036 <i>A17</i> 553 400 047 <i>C10</i>		075 063 065
1.5 DT (49 kW) / 1.6 D (40 kW) / 1.7 D (42 kW) *			561 400 060 <i>D21</i> 574 402 075 <i>E38</i>	560 409 054 <i>D59</i> 572 409 068 <i>E43</i>	570 144 064 <i>E9</i>		075 100
1.3 (51 kW) *			552 401 052 <i>C6</i>	560 409 054 <i>D59</i> 544 402 044 <i>B18</i>	541 400 036 <i>A17</i>		075 063
<b>ASTRA Mk II Convertible</b>	01/87 - 08/93						
1.6 i (55 kW) / 1.6 i CAT (55 kW) *			561 400 060 <i>D21</i>	560 409 054 <i>D59</i> 544 402 044 <i>B18</i>	541 400 036 <i>A17</i>		075 063
2.0 i (85 kW) / 2.0 i CAT (85 kW) *			561 400 060 <i>D21</i> 574 402 075 <i>E38</i>	560 409 054 <i>D59</i> 572 409 068 <i>E43</i>	570 144 064 <i>E9</i> 553 400 047 <i>C10</i>		075 100 065
<b>ASTRA Mk III Hatchback</b>	09/91 - 02/98						
1.4 i (44 kW) *			561 400 060 <i>D21</i>	560 409 054 <i>D59</i> 544 402 044 <i>B18</i>	541 400 036 <i>A17</i>		075 063
1.4 S (55 kW) / 1.4 i (60 kW) / 1.4 i 16V (66 kW) / 1.6 i (52/55 kW) / 1.6 i 16V (74 kW) *			561 400 060 <i>D21</i> 552 401 052 <i>C6</i>	560 409 054 <i>D59</i> 544 402 044 <i>B18</i>	541 400 036 <i>A17</i>		075 063
1.8 i (66 kW) / 1.8 i 16V (85/92 kW) *			561 400 060 <i>D21</i>	560 409 054 <i>D59</i> 544 402 044 <i>B18</i>	541 400 036 <i>A17</i> 553 400 047 <i>C10</i>		075 063 065
2.0 i (85 kW) / 2.0 i 16V (110 kW) *			561 400 060 <i>D21</i> 574 402 075 <i>E38</i>	560 409 054 <i>D59</i> 544 402 044 <i>B18</i> 572 409 068 <i>E43</i>	541 400 036 <i>A17</i> 570 144 064 <i>E9</i>		075 063 100
2.0 i 16V (100 kW) *			561 400 060 <i>D21</i> 574 402 075 <i>E38</i>	544 402 044 <i>B18</i> 572 409 068 <i>E43</i>	541 400 036 <i>A17</i> 570 144 064 <i>E9</i>		075 063 100
1.7 D (42 kW) / 1.7 TD (50/60 kW) *			574 402 075 <i>E38</i>	560 409 054 <i>D59</i> 572 409 068 <i>E43</i>	570 144 064 <i>E9</i>		075 100
<b>ASTRA Mk III</b>	09/91 - 09/98						
1.4 i (44 kW) / 1.4 i 16V (66 kW) / 1.6 i (52/55/74 kW) / 1.6 i 16V (74 kW) *			561 400 060 <i>D21</i> 552 401 052 <i>C6</i>	560 409 054 <i>D59</i> 544 402 044 <i>B18</i>	541 400 036 <i>A17</i>		075 063
1.8 i (66 kW) / 1.8 i 16V (85/92 kW) *			561 400 060 <i>D21</i>	560 409 054 <i>D59</i> 544 402 044 <i>B18</i>	541 400 036 <i>A17</i> 553 400 047 <i>C10</i>		075 063 065
2.0 i (85 kW) / 2.0 i 16V (100 kW) *			561 400 060 <i>D21</i> 574 402 075 <i>E38</i>	560 409 054 <i>D59</i> 544 402 044 <i>B18</i> 572 409 068 <i>E43</i>	541 400 036 <i>A17</i> 570 144 064 <i>E9</i>		075 063 100

FORD Adapter/Adattatore/Adaptateur/Adaptador/Адаптер  
 VW Adapter/Adattatore/Adaptateur/Adaptador/Адаптер  
 \* For cars with Start/Stop (Must replace AGM with AGM, EFB with EFB)  
 Please check as 2 different size batteries can be fitted depending on electrical options




		<b>Start Stop Plus / Start Stop</b> ... B51 2 / B60 2	<b>SILVER dynamic</b> ... 316 2	<b>BLUE dynamic</b> ... 313 2	<b>BLACK dynamic</b> ... 312 2		<b>UK</b>
---	---	--	------------------------------------	----------------------------------	-----------------------------------	---	-----------

VAUXHALL							
<b>ASTRA Mk III</b>	09/91 - 09/98						
1.7 D (42 kW) / 1.7 TD (50/60 kW) *			574 402 075 E38	560 409 054 D59 572 409 068 E43	570 144 064 E9		075 100
<b>ASTRA Mk III Estate</b>	03/91 - 02/98						
1.4 i (44 kW) / 1.4 S (55 kW) / 1.4 i 16V (66 kW) / 1.6 i (52/55 kW) / 1.6 Si (74 kW) / 1.6 i 16V (74 kW) *			561 400 060 D21 552 401 052 C6	560 409 054 D59 544 402 044 B18	541 400 036 A17		075 063
1.8 i (66 kW) / 1.8 i 16V (85/92 kW) *			561 400 060 D21	560 409 054 D59 544 402 044 B18	541 400 036 A17 553 400 047 C10		075 063 065
2.0 i (85 kW) / 2.0 i 16V (100 kW) *			561 400 060 D21 574 402 075 E38	560 409 054 D59 544 402 044 B18 572 409 068 E43	541 400 036 A17 570 144 064 E9		075 063 100
1.7 D (42 kW) / 1.7 TD (60/50 kW) *			574 402 075 E38	560 409 054 D59 572 409 068 E43	570 144 064 E9		075 100
<b>ASTRA Mk III Convertible</b>	03/93 - 03/01						
1.4 i (60 kW) / 1.4 i 16V (66 kW) / 1.6 i (52/55 kW) *			561 400 060 D21 552 401 052 C6	560 409 054 D59 544 402 044 B18	541 400 036 A17		075 063
1.6 (74 kW)			552 401 052 C6	544 402 044 B18	541 400 036 A17		063
1.8 16V (85 kW) *			561 400 060 D21	560 409 054 D59 544 402 044 B18	541 400 036 A17 553 400 047 C10		075 063 065
1.8 (92 kW) *			561 400 060 D21	560 409 054 D59	553 400 047 C10		075 065
2.0 i (85 kW) *			561 400 060 D21 574 402 075 E38	560 409 054 D59 544 402 044 B18 572 409 068 E43	541 400 036 A17 570 144 064 E9		075 063 100
<b>ASTRA Mk IV Hatchback</b>	02/98 →						
1.2 16V (48 kW) / 1.4 16V (66 kW) / 1.6 (55/62 kW) / 1.6 Dualfuel (63 kW) / 1.6 16V (74 kW) *			561 400 060 D21 552 401 052 C6	560 409 054 D59 544 402 044 B18	541 400 036 A17		075 063
1.8 16V (85 kW) / 1.8 16V Dualfuel (87 kW) *			561 400 060 D21 574 402 075 E38	560 409 054 D59 572 409 068 E43	570 144 064 E9 553 400 047 C10		075 100 065
1.9 (118 kW) *			561 400 060 D21	560 409 054 D59	553 400 047 C10		075 065
2.0 16V (100 kW) / 2.0 SRI Turbo (141 kW) *			574 402 075 E38	560 409 054 D59 572 409 068 E43	570 144 064 E9 553 400 047 C10		075 100 065
2.2 16V (108 kW) / 1.7 DTI 16V (55 kW) / 1.7 CDTI 16V (59 kW) / 1.7 TD (50 kW) / 2.0 DI (60 kW) / 2.0 DTI 16V (74 kW)			574 402 075 E38	572 409 068 E43			100
<b>ASTRA Mk IV</b>	09/98 →						
1.2 16V (48 kW) / 1.4 16V (66 kW) / 1.6 (55/62 kW) / 1.6 Dualfuel (63 kW) / 1.6 16V (74 kW) *			561 400 060 D21 552 401 052 C6	544 402 044 B18	541 400 036 A17		075 063
1.8 16V (85 kW) / 1.8 16V Dualfuel (87 kW) *			561 400 060 D21 574 402 075 E38	560 409 054 D59	553 400 047 C10		075 100 065
2.0 16V (100 kW) *			574 402 075 E38	560 409 054 D59 572 409 068 E43	570 144 064 E9 553 400 047 C10		075 100 065
2.2 16V (108 kW) / 1.7 DTI 16V (55 kW) / 1.7 CDTI 16V (59 kW) / 1.7 TD (50 kW) / 2.0 DI (60 kW) / 2.0 DTI 16V (74 kW)			574 402 075 E38	572 409 068 E43			100
<b>ASTRA Mk IV Estate</b>	02/98 →						
1.2 16V (48 kW) / 1.4 16V (66 kW) / 1.6 (55/62 kW) / 1.6 Dualfuel (63 kW) / 1.6 16V (74 kW) *			561 400 060 D21 552 401 052 C6	544 402 044 B18	541 400 036 A17		075 063
1.8 16V (85 kW) / 1.8 16V Dualfuel (87 kW) *			561 400 060 D21 574 402 075 E38	560 409 054 D59	553 400 047 C10		075 100 065





FORD  
VW  
▲

Adapter/Adattatore/Adaptateur/Adaptador/Адаптер  
Adapter/Adattatore/Adaptateur/Adaptador/Адаптер  
For cars with Start/Stop (Must replace AGM with AGM, EFB with EFB)  
Please check as 2 different size batteries can be fitted depending on electrical options

**VARTA**  
BY JOHNSON CONTROLS

		<b>Start Stop Plus / Start Stop</b> ... B51 2 / B60 2	<b>SILVER dynamic</b> ... 316 2	<b>BLUE dynamic</b> ... 313 2	<b>BLACK dynamic</b> ... 312 2		<b>UK</b>
<b>VAUXHALL</b>							
<b>ASTRA Mk IV Estate</b>	02/98 →						
2.0 16V (100 kW) *			574 402 075 E38	560 409 054 D59 572 409 068 E43	570 144 064 E9 553 400 047 C10		075 100 065
2.2 16V (108 kW) / 1.7 DTI 16V (55 kW) / 1.7 CDTi 16V (59 kW) / 1.7 TD (50 kW) / 2.0 DI (60 kW) / 2.0 DTI 16V (74 kW)			574 402 075 E38	572 409 068 E43			100
<b>ASTRA Mk IV Coupe</b>	03/00 →						
1.8 16V (85 kW) / 1.8 16V Dualfuel (87 kW) *			561 400 060 D21 574 402 075 E38	560 409 054 D59			075 100
2.0 (147 kW)			561 400 060 D21	560 409 054 D59			075
2.0 16V Turbo (140 kW) *			574 402 075 E38	560 409 054 D59 572 409 068 E43			075 100
2.2 16V (108 kW)			574 402 075 E38	572 409 068 E43			100
<b>ASTRA MK IV Convertible</b>	03/01 →						
1.6 16V (74 kW) *			561 400 060 D21 552 401 052 C6	544 402 044 B18			075 063
1.8 16V (92 kW) *			561 400 060 D21 574 402 075 E38	560 409 054 D59			075 100
2.0 (147 kW)			561 400 060 D21	560 409 054 D59			075
2.0 Turbo (141 kW) *			574 402 075 E38	560 409 054 D59 572 409 068 E43			075 100
2.2 16V (108 kW)			574 402 075 E38	572 409 068 E43			100
<b>ASTRA MK V Sport Hatch</b>	02/05 →						
1.6 (132 kW) / 1.8 (101 kW) / 1.3 CDTi (66 kW)			561 400 060 D21	560 409 054 D59			075
VXRacing Edition (174 kW) / 1.9 CDTi (74 kW)			574 402 075 E38	572 409 068 E43			100
<b>ASTRA MK V Hatchback</b>	03/04 →						
1.4 (66 kW) / 1.6 (77 kW) *			561 400 060 D21 552 401 052 C6	544 402 044 B18			075 063
1.6 (85 kW)			552 401 052 C6	544 402 044 B18			063
1.8 (92 kW) *			561 400 060 D21	560 409 054 D59 544 402 044 B18			075 063
1.8 (101 kW)			561 400 060 D21	560 409 054 D59			075
2.0 Turbo (125 kW) / 1.7 CDTi (59/74 kW) / 1.9 CDTi (88/110 kW) / 1.9 CDTi 16V (88 kW) *			574 402 075 E38	560 409 054 D59 572 409 068 E43			075 100
1.3 CDTi (66 kW) *			561 400 060 D21 574 402 075 E38	560 409 054 D59			075 100
1.7 TD (79 kW) / 1.7 CDTi (81 kW)			574 402 075 E38	572 409 068 E43			100
<b>ASTRA MK V Estate</b>	08/04 →						
1.4 (66 kW) / 1.6 (77 kW) *			561 400 060 D21 552 401 052 C6	544 402 044 B18			075 063
1.6 (85 kW)			552 401 052 C6	544 402 044 B18			063
1.8 (101 kW)			561 400 060 D21	560 409 054 D59			075
1.8 (92 kW) *			561 400 060 D21	544 402 044 B18 560 409 054 D59			075 063
2.0 Turbo (125 kW) / 1.7 CDTi (74 kW) / 1.9 CDTi 16V (88 kW) / 1.9 CDTi (88/110 kW) *			574 402 075 E38	572 409 068 E43 560 409 054 D59			100 075
1.3 CDTi (66 kW) *			561 400 060 D21 574 402 075 E38	560 409 054 D59			075 100
1.7 TD (79 kW) / 1.7 CDTi (81 kW) / 1.9 CDTi (74 kW)			574 402 075 E38	572 409 068 E43			100
<b>ASTRA TwinTop</b>	01/06 →						
1.6 (77 kW) *			561 400 060 D21	560 409 054 D59 544 402 044 B18			075 063
1.6 (85 kW) / 1.8 (101 kW)			561 400 060 D21	560 409 054 D59			075
2.0 (125 kW) / 2.0 i 16v Turbo (147 kW) / 1.9 CDTi 16v (110 kW)			574 402 075 E38	572 409 068 E43			100

FORD  
VW  
\* Adapter/Adattatore/Adaptateur/Adaptador/Адаптер  
Adapter/Adattatore/Adaptateur/Adaptador/Адаптер  
For cars with Start/Stop (Must replace AGM with AGM, EFB with EFB)  
Please check as 2 different size batteries can be fitted depending on electrical options

 		<b>Start Stop Plus / Start Stop</b> ... B51 2 / B60 2	<b>SILVER dynamic</b> ... 316 2	<b>BLUE dynamic</b> ... 313 2	<b>BLACK dynamic</b> ... 312 2		<b>UK</b>
<b>VAUXHALL</b>							
<b>ASTRA MK VI</b>	12/09 →						
1.4 i 16v VVT (64 kW) / 1.4 i 16v VVT Turbo (103 kW)			552 401 052 <b>C6</b>	544 402 044 <b>B18</b>			063
1.6 i 16v VVT (85 kW) / 1.6 i 16v Turbo (132 kW)			561 400 060 <b>D21</b>	560 409 054 <b>D59</b>			075
1.7 CDTi (81 kW) / 2.0 CDTi (118 kW)			574 402 075 <b>E38</b>	572 409 068 <b>E43</b>			100
<b>ASTRAVAN Mk III</b>	01/91 - 08/98						
1.4 i (44 kW) / 1.6 i (52/55 kW) *			561 400 060 <b>D21</b> 552 401 052 <b>C6</b>	544 402 044 <b>B18</b>	541 400 036 <b>A17</b>		075 063
1.7 D (44 kW) / 1.7 TD (50 kW) *			574 402 075 <b>E38</b>	560 409 054 <b>D59</b> 572 409 068 <b>E43</b>	570 144 064 <b>E9</b>		075 100
<b>ASTRAVAN Mk IV</b>	08/98 →						
1.6 i (55 kW) *			561 400 060 <b>D21</b>	560 409 054 <b>D59</b> 544 402 044 <b>B18</b>	541 400 036 <b>A17</b>		075 063
1.7 DTI (55 kW)			574 402 075 <b>E38</b>	572 409 068 <b>E43</b>			100
1.7 CDTi (59 kW) / 1.7 TD (50 kW) / 2.0 DI (60 kW) / 2.0 DTI (74 kW)			574 402 075 <b>E38</b>	572 409 068 <b>E43</b>			100
<b>ASTRAVAN MK V</b>	03/05 →						
1.4 i 16V (66 kW) / 1.6 (76 kW)			552 401 052 <b>C6</b>	544 402 044 <b>B18</b>			063
1.3 CDTi 16V (66 kW)			561 400 060 <b>D21</b>	560 409 054 <b>D59</b>			075
1.7 CDTi (59 kW) / 1.9 CDTi (88 kW) / 1.9 CDTi 16V (110 kW)			574 402 075 <b>E38</b>	572 409 068 <b>E43</b>			100
<b>ANTARA</b>	11/06 →						
2.4 (104 kW) / 3.2 V6 (165 kW)				574 013 068 <b>E12</b>			086
2.0 CDTi (93 kW)				574 013 068 <b>E12</b>			086
2.0 CDTi (110 kW)				595 405 083 <b>G8</b>			334
<b>BRAVA Pickup</b>	06/90 →						
2.3 (69 kW) / 2.3 4x4 (69 kW)			552 401 052 <b>C6</b>	544 402 044 <b>B18</b>	541 400 036 <b>A17</b>		063
2.2 D (39 kW) / 2.2 D 4x4 (39 kW) / 2.5 D (56 kW) / 2.5 D 4x4 (56 kW) / 2.5 TD (56 kW) / 2.5 TD 4x4 (56 kW) / 2.5 DTI (74 kW) / 2.5 DTI 4x4 (74 kW) *		595 901 085 <b>G14</b>	600 402 083 <b>H3</b>	595 402 080 <b>G3</b>	590 122 072 <b>F6</b>		017 019AGM 019
2.2 D (45 kW)				595 405 083 <b>G8</b>			334
3.1 D (80 kW) *		595 901 085 <b>G14</b>	600 402 083 <b>H3</b>	595 402 080 <b>G3</b>	590 122 072 <b>F6</b>		017 019AGM 019
<b>CALIBRA</b>	06/90 - 07/97						
2.0 i (85 kW) / 2.0 i 4x4 (85 kW) / 2.0 i 16V (100/110 kW) / 2.0 i 16V 4x4 (100/110 kW) / 2.0 i Turbo 4x4 (150 kW) / 2.5 i V6 (125 kW) *			561 400 060 <b>D21</b> 574 402 075 <b>E38</b>	560 409 054 <b>D59</b>	553 400 047 <b>C10</b>		075 100 065
<b>CARLTON Mk II</b>	10/78 - 08/86						
1.8 S (65 kW) *			561 400 060 <b>D21</b>	560 409 054 <b>D59</b> 544 402 044 <b>B18</b>	541 400 036 <b>A17</b> 553 400 047 <b>C10</b>		075 063 065
2.0 i (81 kW) / 2.0 S (74 kW) / 2.2 i (85 kW) *			561 400 060 <b>D21</b> 574 402 075 <b>E38</b>	560 409 054 <b>D59</b>	553 400 047 <b>C10</b>		075 100 065
2.3 D (52 kW)			574 402 075 <b>E38</b>	572 409 068 <b>E43</b>	570 144 064 <b>E9</b>		100
<b>CARLTON Mk II Estate</b>	10/78 - 08/86						
1.8 S (66 kW) *			561 400 060 <b>D21</b>	560 409 054 <b>D59</b> 544 402 044 <b>B18</b>	541 400 036 <b>A17</b> 553 400 047 <b>C10</b>		075 063 065
1.8 (74 kW) / 1.9 (81 kW) *			561 400 060 <b>D21</b>	560 409 054 <b>D59</b>	553 400 047 <b>C10</b>		075 065
2.0 S (74 kW) / 2.2 i (85 kW) *			561 400 060 <b>D21</b> 574 402 075 <b>E38</b>	560 409 054 <b>D59</b>	553 400 047 <b>C10</b>		075 100 065
2.3 D (52 kW)			574 402 075 <b>E38</b>	572 409 068 <b>E43</b>	570 144 064 <b>E9</b>		100

FORD  
VW  
▲  
\*

Adapter/Adattatore/Adaptateur/Adaptador/Адаптер  
Adapter/Adattatore/Adaptateur/Adaptador/Адаптер  
For cars with Start/Stop (Must replace AGM with AGM, EFB with EFB)  
Please check as 2 different size batteries can be fitted depending on electrical options




**VARTA**  
BY JOHNSON CONTROLS



		<b>Start Stop Plus / Start Stop</b> ... B51 2 / B60 2	<b>SILVER dynamic</b> ... 316 2	<b>BLUE dynamic</b> ... 313 2	<b>BLACK dynamic</b> ... 312 2		<b>UK</b>
---	---	--	------------------------------------	----------------------------------	-----------------------------------	---	-----------

VAUXHALL							
<b>CARLTON Mk III</b>	09/86 - 03/94						
1.8 N (60 kW) / 1.8 (65 kW) / 1.8 S (66 kW) / 1.8 i (85 kW) *			561 400 060 <b>D21</b>	560 409 054 <b>D59</b> 544 402 044 <b>B18</b>	541 400 036 <b>A17</b> 553 400 047 <b>C10</b>		075 063 065
2.0 (73 kW) / 2.0 i (90 kW) *			561 400 060 <b>D21</b> 574 402 075 <b>E38</b>	560 409 054 <b>D59</b>	553 400 047 <b>C10</b>		075 100 065
2.4 i (92 kW) / 2.6 i (110 kW) / 3000 (115 kW) / 3.0 3000 (130 kW) / 3000 CAT (130 kW) / 3000 24V (147 kW) / 3.0 3000 24V (150 kW) / 3.6 24V Lotus (277 kW) *			574 402 075 <b>E38</b>	560 409 054 <b>D59</b> 572 409 068 <b>E43</b>	570 144 064 <b>E9</b> 553 400 047 <b>C10</b>		075 100 065
2.3 D (54 kW) / 2.2 TD (66 kW) / 2.3 TD Interc. (74 kW)			574 402 075 <b>E38</b>	572 409 068 <b>E43</b>	570 144 064 <b>E9</b>		100
<b>CARLTON Mk III Estate</b>	09/86 - 03/94						
1.8 N (60 kW) / 1.8 S (66 kW) / 1.8 i (85 kW) *			561 400 060 <b>D21</b>	560 409 054 <b>D59</b> 544 402 044 <b>B18</b>	541 400 036 <b>A17</b> 553 400 047 <b>C10</b>		075 063 065
1.8 (65 kW) *			561 400 060 <b>D21</b>	544 402 044 <b>B18</b>	541 400 036 <b>A17</b>		075 063
2.0 i (73 kW) / 2.0 (74/85 kW) *			561 400 060 <b>D21</b> 574 402 075 <b>E38</b>	560 409 054 <b>D59</b>	553 400 047 <b>C10</b>		075 100 065
2.4 i (92 kW) / 2.6 i (110 kW) / 3.0 (130 kW) / 3.0 24V (147 kW) *			574 402 075 <b>E38</b>	560 409 054 <b>D59</b> 572 409 068 <b>E43</b>	570 144 064 <b>E9</b> 553 400 047 <b>C10</b>		075 100 065
2.3 D (54 kW) / 2.2 TD (66 kW) / 2.3 TD Interc. (74 kW)			574 402 075 <b>E38</b>	572 409 068 <b>E43</b>	570 144 064 <b>E9</b>		100
<b>CAVALIER CC</b>	03/75 - 08/81						
1.3 (42 kW)			552 401 052 <b>C6</b>	544 402 044 <b>B18</b>	541 400 036 <b>A17</b>		063
1600 (55 kW)			552 401 052 <b>C6</b>	544 402 044 <b>B18</b>	541 400 036 <b>A17</b>		063
2000 (74 kW) *			561 400 060 <b>D21</b> 552 401 052 <b>C6</b>	544 402 044 <b>B18</b>	541 400 036 <b>A17</b>		075 063
<b>CAVALIER Saloon</b>	08/77 - 01/81						
1.3 (43 kW) / 1.6 (55 kW) / 2.0 (74 kW)			552 401 052 <b>C6</b>	544 402 044 <b>B18</b>	541 400 036 <b>A17</b>		063
<b>CAVALIER</b>	03/75 - 08/81						
1300 (44 kW) / 1.6 N (44 kW) / 1.6 S (55 kW)			552 401 052 <b>C6</b>	544 402 044 <b>B18</b>	541 400 036 <b>A17</b>		063
2.0 S (74 kW) *			561 400 060 <b>D21</b> 552 401 052 <b>C6</b>	544 402 044 <b>B18</b>	541 400 036 <b>A17</b>		075 063
<b>CAVALIER Coupe</b>	08/75 - 08/81						
1.3 (42 kW)			552 401 052 <b>C6</b>	544 402 044 <b>B18</b>	541 400 036 <b>A17</b>		063
2.0 S (74 kW) *			561 400 060 <b>D21</b> 552 401 052 <b>C6</b>	544 402 044 <b>B18</b>	541 400 036 <b>A17</b>		075 063
<b>CAVALIER Mk II Hatchback</b>	09/81 - 08/88						
1.3 (44 kW) / 2.0 (74/81 kW)			552 401 052 <b>C6</b>	544 402 044 <b>B18</b>	541 400 036 <b>A17</b>		063
1.3 S (55 kW) / 1.6 S (66 kW)			552 401 052 <b>C6</b>	544 402 044 <b>B18</b>	541 400 036 <b>A17</b>		063
1.8 i (82 kW) / 2.0 i CAT (85 kW) / 2000i (90 kW) / 2.0 SRi 130 (95 kW) / 2.0 4x4 (95 kW) *			561 400 060 <b>D21</b> 552 401 052 <b>C6</b>	544 402 044 <b>B18</b>	541 400 036 <b>A17</b>		075 063
1600D (40 kW) *			561 400 060 <b>D21</b>	560 409 054 <b>D59</b> 544 402 044 <b>B18</b>	553 400 047 <b>C10</b>		075 063 065
<b>CAVALIER Mk II</b>	09/81 - 08/88						
1.3 N (44 kW) / 1.3 S (55 kW) / 1.6 N (55 kW) / 1.6 i (55 kW) / 1.6 i CAT (55 kW) / 1.6 S (66 kW)			552 401 052 <b>C6</b>	544 402 044 <b>B18</b>	541 400 036 <b>A17</b>		063
1.8 (62 kW) / 1.8 i CAT (74 kW) / 1.8 i (82/85 kW) / 2.0 i (85 kW) / 2.0 i CAT (85 kW) / 2000i (90 kW) / 2.0 SRi 130 (95 kW) / 2.0 4x4 (95 kW) *			561 400 060 <b>D21</b> 552 401 052 <b>C6</b>	544 402 044 <b>B18</b>	541 400 036 <b>A17</b>		075 063
2.0 (74 kW) / 1.6 (51 kW)			552 401 052 <b>C6</b>	544 402 044 <b>B18</b>	541 400 036 <b>A17</b>		063
1.6 D (40 kW) *			561 400 060 <b>D21</b>	560 409 054 <b>D59</b> 544 402 044 <b>B18</b>	553 400 047 <b>C10</b>		075 063 065




FORD  
VW  
\* Adapter/Adattatore/Adaptateur/Adaptador/Адаптер  
Adapter/Adattatore/Adaptateur/Adaptador/Адаптер  
For cars with Start/Stop (Must replace AGM with AGM, EFB with EFB)  
Please check as 2 different size batteries can be fitted depending on electrical options

		<b>Start Stop Plus / Start Stop</b> ... B51 2 / B60 2	<b>SILVER dynamic</b> ... 316 2	<b>BLUE dynamic</b> ... 313 2	<b>BLACK dynamic</b> ... 312 2		<b>UK</b>
<b>VAUXHALL</b>							
<b>CAVALIER Mk II Estate</b>	09/81 - 08/88						
1.3 S (55 kW) / 1.6 (66 kW)			552 401 052 C6	544 402 044 B18	541 400 036 A17		063
1.8 i (82 kW) *			561 400 060 D21				075
			552 401 052 C6	544 402 044 B18	541 400 036 A17		063
1.6 D (40 kW) *			561 400 060 D21	560 409 054 D59 544 402 044 B18			075 063 065
					553 400 047 C10		
<b>CAVALIER Mk II Convertible</b>	01/85 - 10/88						
1800i (82 kW) *			561 400 060 D21 552 401 052 C6	544 402 044 B18	541 400 036 A17		075 063
<b>CAVALIER Mk III Hatchback</b>	09/88 - 11/95						
1.4 S (55 kW) / 1.6 i (52/55 kW) / 1.6 (60 kW) / 1.8 (66 kW) / 1.8 i CAT (66 kW) *			561 400 060 D21 552 401 052 C6	544 402 044 B18	541 400 036 A17		075 063
2.0 i (85 kW) / 2.0 i CAT (85 kW) / 2.0 i 4x4 (85 kW) / 2.0 SRi (95 kW) / 2.0 i 16V 4x4 (110 kW) / 2.0 i 16V (100/110 kW) / 2.5 V6 (125 kW) *			561 400 060 D21	560 409 054 D59 544 402 044 B18	541 400 036 A17 553 400 047 C10		075 063 065
1.7 D (42 kW) / 1.7 TD (60 kW) *			561 400 060 D21 574 402 075 E38	560 409 054 D59			075 100 065
					553 400 047 C10		
<b>CAVALIER Mk III (87)</b>	09/88 - 11/95						
1.4 S (55 kW) / 1.6 i (52/55 kW) / 1.6 (60 kW) / 1.8 (66 kW) / 1.8 i CAT (66 kW) *			561 400 060 D21 552 401 052 C6	544 402 044 B18	541 400 036 A17		075 063
2.0 i (85 kW) / 2.0 i CAT (85 kW) / 2.0 SRi (95 kW) / 2.0 i 4x4 (85 kW) / 2.0 i 4x4 (95 kW) / 2.0 SRi 16V (100 kW) / 2.0 i 16V (110 kW) / 2.0 i 16V 4x4 (110 kW) / 2.0 GSi (115 kW) / 2.0 i Turbo 4x4 (150 kW) / 2.0 GSi 4x4 (115 kW) / 2.5 V6 (125 kW) *			561 400 060 D21	560 409 054 D59 544 402 044 B18	541 400 036 A17 553 400 047 C10		075 063 065
1.7 D (42 kW) / 1.7 TD (60 kW) *			561 400 060 D21 574 402 075 E38	560 409 054 D59			075 100 065
					553 400 047 C10		
<b>CHEVETTE Hatchback</b>	03/75 - 12/85						
1300 (39 kW) *			561 400 060 D21 552 401 052 C6	544 402 044 B18	541 400 036 A17		075 063
<b>CHEVETTE</b>	03/75 - 12/85						
1300 (39 kW) *			561 400 060 D21 552 401 052 C6	544 402 044 B18	541 400 036 A17		075 063
<b>CHEVETTE Estate</b>	03/75 - 12/85						
1.2 (39 kW) / 1300 (42 kW) *			561 400 060 D21 552 401 052 C6	544 402 044 B18	541 400 036 A17		075 063
<b>COMBO</b>	07/94 - 10/01						
1.2 (33 kW) / 1.4 (44/60 kW) *			561 400 060 D21 552 401 052 C6	544 402 044 B18	541 400 036 A17		075 063
1.7 D (44 kW) *			574 402 075 E38	560 409 054 D59 572 409 068 E43	570 144 064 E9		075 100
<b>COMBO</b>	09/01 →						
1.4 (66 kW) *			561 400 060 D21 552 401 052 C6	544 402 044 B18			075 063
1.6 (62 kW)			561 400 060 D21	560 409 054 D59			075
1.6 (64 kW) *			561 400 060 D21	560 409 054 D59 544 402 044 B18			075 063
1.3 CDTI 16V (55 kW) / 1.7 CDTI 16V (74 kW)			574 402 075 E38	572 409 068 E43			100
1.7 DI 16V (48 kW) / 1.7 DTI 16V (55 kW) *			574 402 075 E38	560 409 054 D59 572 409 068 E43			075 100
<b>CORSA</b>	03/93 - 09/00						
1.0 i 12V (40 kW) / 1.2 i (33 kW) / 1.2 i 16V (48 kW) / 1.4 i (44 kW) / 1.4 i S (60 kW) / 1.4 i 16V (66 kW) *			561 400 060 D21 552 401 052 C6	544 402 044 B18	541 400 036 A17		075 063
1.6 i 16V (78 kW) / 1.6 GSi 16V (80 kW) *			561 400 060 D21	560 409 054 D59 544 402 044 B18	541 400 036 A17		075 063




FORD  
VW  
▲

Adapter/Adattatore/Adaptateur/Adaptador/Адаптер  
Adapter/Adattatore/Adaptateur/Adaptador/Адаптер  
For cars with Start/Stop (Must replace AGM with AGM, EFB with EFB)  
Please check as 2 different size batteries can be fitted depending on electrical options

**VARTA**  
BY JOHNSON CONTROLS

		<b>Start Stop Plus / Start Stop</b> ... B51 2 / B60 2	<b>SILVER dynamic</b> ... 316 2	<b>BLUE dynamic</b> ... 313 2	<b>BLACK dynamic</b> ... 312 2		<b>UK</b>
<b>VAUXHALL</b>							
<b>CORSA</b>	03/93 - 09/00						
1.5 D (37 kW) *			574 402 075 <b>E38</b> 554 400 053 <b>C30</b>	560 409 054 <b>D59</b> 552 400 047 <b>C22</b>			075 100 012
1.5 TD (49 kW) *			561 400 060 <b>D21</b> 574 402 075 <b>E38</b>	560 409 054 <b>D59</b>			075 100
1.7 D (44 kW) *			574 402 075 <b>E38</b>	560 409 054 <b>D59</b> 572 409 068 <b>E43</b>	570 144 064 <b>E9</b>		075 100
<b>CORSA Convertible</b>	01/98 →						
1.4 i 16V (66 kW) *			561 400 060 <b>D21</b> 552 401 052 <b>C6</b>	544 402 044 <b>B18</b>	541 400 036 <b>A17</b>		075 063
<b>CORSAVAN</b>	01/94 - 09/00						
1.4 i (44 kW) *			561 400 060 <b>D21</b> 552 401 052 <b>C6</b>	544 402 044 <b>B18</b>	541 400 036 <b>A17</b>		075 063
1.5 D (37 kW)			554 400 053 <b>C30</b>	552 400 047 <b>C22</b>			012
1.7 D (44 kW) *			574 402 075 <b>E38</b>	560 409 054 <b>D59</b> 572 409 068 <b>E43</b>	570 144 064 <b>E9</b>		075 100
<b>CORSA Mk II</b>	09/00 →						
1.0 12V (43 kW) / 1.2 16V (55 kW) / 1.2 16V Dualfuel (55 kW) / 1.4 16V (66 kW) *			561 400 060 <b>D21</b> 552 401 052 <b>C6</b>	544 402 044 <b>B18</b>			075 063
1.0 12V (44 kW)			552 401 052 <b>C6</b>	544 402 044 <b>B18</b>			063
1.8 16V (92 kW) *			561 400 060 <b>D21</b>	560 409 054 <b>D59</b> 544 402 044 <b>B18</b>			075 063
1.3 CDTI 16V (52 kW) *			574 402 075 <b>E38</b> 554 400 053 <b>C30</b>	560 409 054 <b>D59</b> 552 400 047 <b>C22</b>			075 100 012
1.7 DI 16V (48 kW) / 1.7 DTI 16V (55 kW) / 1.7 CDTI 16V (74 kW) *			574 402 075 <b>E38</b>	560 409 054 <b>D59</b> 572 409 068 <b>E43</b>			075 100
<b>CORSAVAN MK II</b>	09/00 →						
1.2 16V (55 kW) / 1.2 16V Dualfuel (55 kW) *			561 400 060 <b>D21</b>	544 402 044 <b>B18</b>			075 063
1.3 CDTI 16V (52 kW) *			574 402 075 <b>E38</b> 554 400 053 <b>C30</b>	560 409 054 <b>D59</b> 552 400 047 <b>C22</b>			075 100 012
1.4 (66 kW)			552 401 052 <b>C6</b>	544 402 044 <b>B18</b>			063
1.7 DI 16V (48 kW) / 1.7 DTI 16V (55 kW) *			574 402 075 <b>E38</b>	560 409 054 <b>D59</b> 572 409 068 <b>E43</b>			075 100
<b>CORSA Mk III</b>	07/06 →						
1.0 (44 kW) *			552 401 052 <b>C6</b> 554 400 053 <b>C30</b>	542 400 039 <b>B35</b> 544 402 044 <b>B18</b>			202 063 012
1.2 (59 kW) / 1.4 (66 kW) *			563 400 061 <b>D15</b> 552 401 052 <b>C6</b>	544 402 044 <b>B18</b> 552 400 047 <b>C22</b>			027 063 012
1.6 SRi (110 kW)			561 400 060 <b>D21</b>	560 409 054 <b>D59</b>			075
1.6 Turbo (141 kW)			561 400 060 <b>D21</b>	560 409 054 <b>D59</b>			075
1.3 CDTI (55 kW) *			574 402 075 <b>E38</b> 554 400 053 <b>C30</b>	572 409 068 <b>E43</b> 552 400 047 <b>C22</b>			100 012
1.7 CDTI (92 kW)			574 402 075 <b>E38</b>	572 409 068 <b>E43</b>			100
<b>FRONTERA Sport</b>	03/92 - 10/98						
2.0 i (85 kW) / 2.5 TDS (85 kW) / 2.8 TD (83 kW) *		570 901 076 <b>E39</b>	577 400 078 <b>E44</b>	574 012 068 <b>E11</b>	570 409 064 <b>E13</b>		096AGM 096
<b>FRONTERA</b>	03/92 - 10/98						
2.2 i (100 kW) / 2.4 i (92 kW) / 2.3 TD (74 kW) / 2.5 TDS (85 kW) / 2.8 TD (83 kW) *		570 901 076 <b>E39</b>	577 400 078 <b>E44</b>	574 012 068 <b>E11</b>	570 409 064 <b>E13</b>		096AGM 096
<b>FRONTERA Mk II</b>	10/98 →						
2.2 i (100 kW) / 3.2 i (151 kW) / 2.2 DTI (85 kW) *		570 901 076 <b>E39</b>	577 400 078 <b>E44</b>	570 412 063 <b>E23</b>	570 409 064 <b>E13</b>		096AGM 068 096

FORD Adapter/Adattatore/Adaptateur/Adaptador/Адаптер  
 VW Adapter/Adattatore/Adaptateur/Adaptador/Адаптер  
 \* For cars with Start/Stop (Must replace AGM with AGM, EFB with EFB)  
 Please check as 2 different size batteries can be fitted depending on electrical options




		<b>Start Stop Plus / Start Stop</b> ... B51 2 / B60 2	<b>SILVER dynamic</b> ... 316 2	<b>BLUE dynamic</b> ... 313 2	<b>BLACK dynamic</b> ... 312 2		<b>UK</b>
---	---	--	------------------------------------	----------------------------------	-----------------------------------	---	-----------

VAUXHALL							
<b>INSIGNIA</b>	07/08 →						
1.6 Turbo (131 kW)			561 400 060 <b>D21</b>	560 409 054 <b>D59</b>			075
1.8 (103 kW) / 2.0 Turbo (162 kW) / 2.0 Turbo 4x4 (162 kW)			574 402 075 <b>E38</b>	572 409 068 <b>E43</b>			100
2.8 V6 Turbo (191 kW) / 2.0 CDTi (96/118 kW) *			585 200 080 <b>F18</b> 577 400 078 <b>E44</b>	580 406 074 <b>F17</b> 574 012 068 <b>E11</b>			110 096
<b>INSIGNIA Saloon</b>	07/08 →						
1.6 (85 kW) / 1.6 Turbo (131/132 kW)			561 400 060 <b>D21</b>	560 409 054 <b>D59</b>			075
1.8 (103 kW) / 2.0 Turbo (162 kW) / 2.0 Turbo 4x4 (162 kW) / 2.0 CDTi (118 kW)			574 402 075 <b>E38</b>	572 409 068 <b>E43</b>			100
2.8 V6 Turbo (191 kW) / 2.0 CDTi (81/96 kW) *			585 200 080 <b>F18</b> 577 400 078 <b>E44</b>	580 406 074 <b>F17</b> 574 012 068 <b>E11</b>			110 096
<b>INSIGNIA Estate</b>	08/08 →						
1.6 Turbo (131 kW)			561 400 060 <b>D21</b>	560 409 054 <b>D59</b>			075
1.8 (103 kW) / 2.0 Turbo (162 kW) / 2.0 Turbo 4x4 (162 kW)			574 402 075 <b>E38</b>	572 409 068 <b>E43</b>			100
2.8 V6 Turbo (191 kW) / 2.0 CDTi (96/118 kW) *			585 200 080 <b>F18</b> 577 400 078 <b>E44</b>	580 406 074 <b>F17</b> 574 012 068 <b>E11</b>			110 096
<b>MAGNUM</b>	01/73 - 01/81						
1.8 (65 kW) / 2.3 (81 kW)					545 079 030 <b>B24</b>		049
<b>MAGNUM Estate</b>	01/73 - 01/81						
1.8 (65 kW) / 2.3 (81 kW)					545 079 030 <b>B24</b>		049
<b>MERIVA</b>	05/03 →						
1.4 16V Twinport (66 kW) / 1.6 i (64 kW) / 1.6 i 16V (74 kW) / 1.6 i 16V Twinport (77 kW) / 1.6 Turbo (132 kW) *			552 401 052 <b>C6</b> 574 402 075 <b>E38</b>	560 409 054 <b>D59</b> 544 402 044 <b>B18</b>			075 063 100
1.8 i 16V (92 kW) / 1.3 CDTi (55 kW) *			561 400 060 <b>D21</b> 574 402 075 <b>E38</b>	560 409 054 <b>D59</b>			075 100
1.7 CDTi 16V (74 kW)			574 402 075 <b>E38</b>	572 409 068 <b>E43</b>			100
1.7 CDTi (92 kW)			574 402 075 <b>E38</b>	572 409 068 <b>E43</b>			100
<b>MIDI</b>	09/84 →						
1.8 (63 kW)			552 401 052 <b>C6</b>	544 402 044 <b>B18</b>			063
2.0 TD (50 kW)				570 413 063 <b>E24</b>			069
<b>MIDI II</b>	06/88 →						
2.0 (62 kW)			552 401 052 <b>C6</b>	544 402 044 <b>B18</b>			063
2.0 TD (51 kW) / 2.2 D (45 kW) / 2.2 D All-wheel Drive (45 kW) / 2.4 TD (56/69 kW) / 2.4 TD 4x4 (56 kW)				570 413 063 <b>E24</b>			069
<b>MONARO</b>	03/04 →						
5.7 (242 kW) / 6.0 (285/293/362 kW)			577 400 078 <b>E44</b>	574 012 068 <b>E11</b>			096
<b>MONTEREY</b>	09/91 - 07/98						
3.2 (130 kW) / 3.1 TD (84 kW) *				570 413 063 <b>E24</b> 574 013 068 <b>E12</b> 570 412 063 <b>E23</b>			069 086 068
<b>MONTEREY Mk II</b>	07/98 - 08/99						
3.5 V6 24V (158 kW) / 3.0 DTi (117 kW) *				570 413 063 <b>E24</b> 574 013 068 <b>E12</b>			069 086
<b>MOVANO Combi (JD)</b>	10/98 →						
1.9 DTi (59 kW) / 2.2 DTi (66 kW) / 2.5 D (59 kW) / 2.5 CDTi (74 kW) / 2.5 DTi (84 kW) / 2.8 DTi (84 kW) / 3.0 DTi (100 kW) *		595 901 085 <b>G14</b>	600 402 083 <b>H3</b>	595 402 080 <b>G3</b>			019AGM 019
2.5 CDTi (88 kW) *		595 901 085 <b>G14</b>	600 402 083 <b>H3</b>	595 402 080 <b>G3</b>			019AGM 019
<b>MOVANO Van (FD)</b>	10/98 →						
1.9 DTi (59 kW) / 2.2 DTi (66 kW) / 2.5 D (59 kW) / 2.5 CDTi (74 kW) / 2.5 DTi (84 kW) / 2.8 DTi (84 kW) / 3.0 DTi (100 kW) *		595 901 085 <b>G14</b>	600 402 083 <b>H3</b>	595 402 080 <b>G3</b>			019AGM 019
2.5 CDTi (88 kW) *		595 901 085 <b>G14</b>	600 402 083 <b>H3</b>	595 402 080 <b>G3</b>			019AGM 019




FORD  
VW  
▲  
\*

Adapter/Adattatore/Adaptateur/Adaptador/Адаптер  
Adapter/Adattatore/Adaptateur/Adaptador/Адаптер  
For cars with Start/Stop (Must replace AGM with AGM, EFB with EFB)  
Please check as 2 different size batteries can be fitted depending on electrical options

**VARTA**  
BY JOHNSON CONTROLS

		<b>Start Stop Plus / Start Stop</b> ... B51 2 / B60 2	<b>SILVER dynamic</b> ... 316 2	<b>BLUE dynamic</b> ... 313 2	<b>BLACK dynamic</b> ... 312 2		<b>UK</b>
<b>VAUXHALL</b>							
<b>MOVANO Chassis/Cab (ED, UD, HD)</b>	10/98 →						
2.2 DTI (66 kW) / 2.5 D (59 kW) / 2.5 CDTI (74 kW) / 2.5 DTI (84 kW) / 2.8 DTI (84 kW) / 3.0 DTi (100 kW) *		595 901 085 <b>G14</b>	600 402 083 <b>H3</b>	595 402 080 <b>G3</b>			019AGM 019
2.5 CDTI (88 kW) *		595 901 085 <b>G14</b>	600 402 083 <b>H3</b>	595 402 080 <b>G3</b>			019AGM 019
<b>NOVA Hatchback</b>	05/83 - 03/93						
1.0 (33 kW) / 1.2 i (33 kW) / 1.2 i CAT (33 kW) / 1.2 N (38 kW) / 1.2 S (40/43 kW) / 1.3 i (44 kW) / 1.3 i CAT (44 kW) / 1.3 S (51 kW) / 1.4 i (44 kW) / 1.4 S (55 kW) / 1.4 i S (60 kW) / 1.6 GSI (72/74 kW) / 1.6 GSI CAT (74 kW) *			561 400 060 <b>D21</b> 552 401 052 <b>C6</b>	544 402 044 <b>B18</b>	541 400 036 <b>A17</b>		075 063
1.6 (60 kW)			552 401 052 <b>C6</b>	544 402 044 <b>B18</b>	541 400 036 <b>A17</b>		063
1.5 D (37 kW) / 1.5 TD (49 kW) *			561 400 060 <b>D21</b> 574 402 075 <b>E38</b>	560 409 054 <b>D59</b>			075 100
<b>NOVA</b>	09/82 - 02/93						
1.0 (33 kW) / 1.2 N (33 kW) / 1.2 S (40 kW) / 1.3 i (44 kW) / 1.3 S (51 kW) / 1.4 S (55 kW) *			561 400 060 <b>D21</b> 552 401 052 <b>C6</b>	544 402 044 <b>B18</b>	541 400 036 <b>A17</b>		075 063
1.4 (44 kW)			552 401 052 <b>C6</b>	544 402 044 <b>B18</b>	541 400 036 <b>A17</b>		063
1.5 D (37 kW) / 1.5 TD (49 kW) *			561 400 060 <b>D21</b> 574 402 075 <b>E38</b>	560 409 054 <b>D59</b>			075 100
<b>NOVAVAN</b>	01/90 - 10/94						
1.2 (38 kW) *			561 400 060 <b>D21</b> 552 401 052 <b>C6</b>	544 402 044 <b>B18</b>	541 400 036 <b>A17</b>		075 063
1.4 (55 kW)			552 401 052 <b>C6</b>	544 402 044 <b>B18</b>	541 400 036 <b>A17</b>		063
1.5 D (37 kW) *			561 400 060 <b>D21</b> 574 402 075 <b>E38</b>	560 409 054 <b>D59</b>			075 100
<b>OMEGA</b>	12/93 →						
2.0 (85 kW) / 2.0 16V (100 kW) *			561 400 060 <b>D21</b> 574 402 075 <b>E38</b>	560 409 054 <b>D59</b>	553 400 047 <b>C10</b>		075 100 065
2.2 16V (106 kW) / 2.5 V6 (125 kW) / 2.6 V6 (132 kW) / 3.0 V6 (155 kW) / 3.2 V6 (160 kW)			574 402 075 <b>E38</b>	572 409 068 <b>E43</b>	570 144 064 <b>E9</b>		100
2.0 DTI 16V (74 kW) / 2.2 DTI 16V (88 kW) / 2.5 TD (96 kW) / 2.5 DTI 24V (110 kW) *			585 200 080 <b>F18</b> 574 402 075 <b>E38</b>	572 409 068 <b>E43</b>	570 144 064 <b>E9</b>		110 100
<b>OMEGA Estate</b>	12/93 →						
2.0 (85 kW) / 2.0 16V (100 kW) *			561 400 060 <b>D21</b> 574 402 075 <b>E38</b>	560 409 054 <b>D59</b>	553 400 047 <b>C10</b>		075 100 065
2.2 16V (106 kW) / 2.5 V6 (125 kW) / 2.6 V6 (132 kW) / 3.0 V6 (155 kW) / 3.2 V6 (160 kW)			574 402 075 <b>E38</b>	572 409 068 <b>E43</b>	570 144 064 <b>E9</b>		100
2.0 DTI 16V (74 kW) *			585 200 080 <b>F18</b>	572 409 068 <b>E43</b>	570 144 064 <b>E9</b>		110 100
2.2 DTI 16V (88 kW) / 2.5 TD (96 kW) / 2.5 DTI 24V (110 kW) *			585 200 080 <b>F18</b> 574 402 075 <b>E38</b>	572 409 068 <b>E43</b>			110 100
<b>RASCAL Bus</b>	07/86 - 08/93						
1.0 (34 kW)				545 158 033 <b>B34</b>			057
<b>ROYALE</b>	02/78 - 08/87						
2.0 E (85 kW) / 2.2 E (85 kW) / 2.5 E (100/103 kW) / 2.8 (103 kW) / 2.9 (110/115 kW) / 2.9 E (132 kW) / 3.0 (132 kW) *			574 402 075 <b>E38</b>	560 409 054 <b>D59</b>	553 400 047 <b>C10</b>		075 100 065
2.2 TD (63 kW)			574 402 075 <b>E38</b>	572 409 068 <b>E43</b>	570 144 064 <b>E9</b>		100
<b>ROYALE Coupe</b>	02/78 - 08/86						
2.8 (103 kW) / 2.9 (132 kW) / 3.0 (132 kW) *			574 402 075 <b>E38</b>	560 409 054 <b>D59</b>	553 400 047 <b>C10</b>		075 100 065




FORD  
VW  
\* Adapter/Adattatore/Adaptateur/Adaptador/Адаптер  
Adapter/Adattatore/Adaptateur/Adaptador/Адаптер  
For cars with Start/Stop (Must replace AGM with AGM, EFB with EFB)  
Please check as 2 different size batteries can be fitted depending on electrical options

		<b>Start Stop Plus / Start Stop</b> ... B51 2 / B60 2	<b>SILVER dynamic</b> ... 316 2	<b>BLUE dynamic</b> ... 313 2	<b>BLACK dynamic</b> ... 312 2		<b>UK</b>
<b>VAUXHALL</b>							
<b>SENATOR</b>	02/78 - 08/87						
2.5 i (103 kW) *			561 400 060 <i>D21</i> 574 402 075 <i>E38</i>	560 409 054 <i>D59</i>		553 400 047 <i>C10</i>	075 100 065
3.0 i (132 kW) *			574 402 075 <i>E38</i>	560 409 054 <i>D59</i> 572 409 068 <i>E43</i>		570 144 064 <i>E9</i> 553 400 047 <i>C10</i>	075 100 065
<b>SENATOR Mk II</b>	09/87 - 09/93						
2.5 i (103 kW) / 2.6 i (110 kW) / 3.0 (115/130 kW) / 3.0 i CAT (130 kW) / 3.0 24V (150 kW) *			574 402 075 <i>E38</i>	560 409 054 <i>D59</i> 572 409 068 <i>E43</i>		570 144 064 <i>E9</i> 553 400 047 <i>C10</i>	075 100 065
3.0 (135 kW)			574 402 075 <i>E38</i>	572 409 068 <i>E43</i>		570 144 064 <i>E9</i>	100
<b>SIGNUM</b>	05/03 →						
1.8 (90 kW)			574 402 075 <i>E38</i>	572 409 068 <i>E43</i>			100
2.0 i Turbo (129 kW) / 2.2 i (114 kW) / 2.8 V6 Turbo (169 kW) / 1.9 CDTi (88 kW) / 1.9 CDTi 16V (110 kW) / 2.0 DTi (74 kW) / 2.2 DTi (92 kW)			574 402 075 <i>E38</i>	572 409 068 <i>E43</i>			100
3.2 V6 (155 kW) *			585 200 080 <i>F18</i> 574 402 075 <i>E38</i> 577 400 078 <i>E44</i>	580 406 074 <i>F17</i> 572 409 068 <i>E43</i> 574 012 068 <i>E11</i>			110 100 096
3.0 CDTi (130 kW) / 3.0 V6 CDTi (135 kW) *			585 200 080 <i>F18</i> 577 400 078 <i>E44</i>	580 406 074 <i>F17</i> 574 012 068 <i>E11</i>			110 096
<b>SINTRA</b>	09/96 - 04/99						
2.2 i 16 V (104 kW) / 3.0 i 24V (148 kW) *			561 400 060 <i>D21</i>	560 409 054 <i>D59</i>		553 400 047 <i>C10</i>	075 065
2.2 DTi (85 kW) *			574 402 075 <i>E38</i>	560 409 054 <i>D59</i>			075 100
<b>SPEEDSTER (VX220)</b>	10/03 - 09/06						
2.0 (162 kW)			552 401 052 <i>C6</i>	544 402 044 <i>B18</i>			063
<b>TIGRA</b>	07/94 →						
1.4 16V (66 kW) / 1.6 16V (78 kW) *			561 400 060 <i>D21</i> 552 401 052 <i>C6</i>	544 402 044 <i>B18</i>		541 400 036 <i>A17</i>	075 063
<b>TIGRA TwinTop</b>	06/04 →						
1.4 (66 kW) *			552 401 052 <i>C6</i> 574 402 075 <i>E38</i>	560 409 054 <i>D59</i> 544 402 044 <i>B18</i>			075 063 100
1.8 (92 kW) / 1.3 CDTi (51 kW) *			561 400 060 <i>D21</i> 574 402 075 <i>E38</i>	560 409 054 <i>D59</i>			075 100
<b>VECTRA Hatchback</b>	10/95 →						
1.6 i (55 kW) / 1.6 i 16V (74 kW) *			561 400 060 <i>D21</i> 552 401 052 <i>C6</i>	544 402 044 <i>B18</i>		541 400 036 <i>A17</i>	075 063
1.8 i 16V (85 kW) *			561 400 060 <i>D21</i>	560 409 054 <i>D59</i> 544 402 044 <i>B18</i>		541 400 036 <i>A17</i> 553 400 047 <i>C10</i>	075 063 065
2.0 i 16V (100 kW) / 2.2 i 16V (108 kW) *			561 400 060 <i>D21</i> 574 402 075 <i>E38</i>	560 409 054 <i>D59</i>		553 400 047 <i>C10</i>	075 100 065
2.5 i V6 (125 kW) / 2.6 i V6 (125 kW) / 2.5 i GSi (143 kW) *			574 402 075 <i>E38</i>	560 409 054 <i>D59</i> 572 409 068 <i>E43</i>		570 144 064 <i>E9</i> 553 400 047 <i>C10</i>	075 100 065
1.7 TD (60 kW) / 2.0 Di 16V (60 kW) / 2.0 DTi 16V (74 kW) / 2.2 DTi 16V (92 kW)			574 402 075 <i>E38</i>	572 409 068 <i>E43</i>		570 144 064 <i>E9</i>	100
<b>VECTRA</b>	10/95 →						
1.6 i (55 kW) / 1.6 i 16V (74 kW) *			561 400 060 <i>D21</i> 552 401 052 <i>C6</i>	544 402 044 <i>B18</i>		541 400 036 <i>A17</i>	075 063
1.8 i 16V (85 kW) *			561 400 060 <i>D21</i>	560 409 054 <i>D59</i> 544 402 044 <i>B18</i>		541 400 036 <i>A17</i> 553 400 047 <i>C10</i>	075 063 065
2.0 i 16V (100 kW) / 2.2 i 16V (108 kW) *			561 400 060 <i>D21</i> 574 402 075 <i>E38</i>	560 409 054 <i>D59</i>		553 400 047 <i>C10</i>	075 100 065

FORD  
VW  
▲  
\*




Adapter/Adattatore/Adaptateur/Adaptador/Адаптер  
Adapter/Adattatore/Adaptateur/Adaptador/Адаптер  
For cars with Start/Stop (Must replace AGM with AGM, EFB with EFB)  
Please check as 2 different size batteries can be fitted depending on electrical options

**VARTA**  
BY JOHNSON CONTROLS

		<b>Start Stop Plus / Start Stop</b> ... B51 2 / B60 2	<b>SILVER dynamic</b> ... 316 2	<b>BLUE dynamic</b> ... 313 2	<b>BLACK dynamic</b> ... 312 2		<b>UK</b>
---	---	--	------------------------------------	----------------------------------	-----------------------------------	---	-----------

VAUXHALL							
<b>VECTRA</b>	10/95 →						
2.5 i V6 (125 kW) / 2.6 i V6 (125 kW) / 2.5 i GSi (143 kW) *			574 402 075 E38	560 409 054 D59 572 409 068 E43	570 144 064 E9 553 400 047 C10		075 100 065
1.7 TD (60 kW) / 2.0 DI 16V (60 kW) / 2.0 DTI 16V (74 kW) / 2.2 DTI 16V (92 kW)			574 402 075 E38	572 409 068 E43	570 144 064 E9		100
<b>VECTRA Estate</b>	11/96 →						
1.6 i (55 kW) / 1.6 i 16V (74 kW) *			561 400 060 D21 552 401 052 C6	544 402 044 B18	541 400 036 A17		075 063
1.8 i 16V (85 kW) *			561 400 060 D21	560 409 054 D59 544 402 044 B18	541 400 036 A17 553 400 047 C10		075 063 065
2.0 i 16V (100 kW) / 2.2 i 16V (108 kW) *			561 400 060 D21 574 402 075 E38	560 409 054 D59	553 400 047 C10		075 100 065
2.5 i V6 (125 kW) / 2.6 i V6 (125 kW) / 2.5 i GSi (143 kW) *			574 402 075 E38	560 409 054 D59 572 409 068 E43	570 144 064 E9 553 400 047 C10		075 100 065
2.0 DI 16V (60 kW) / 2.0 DTI 16V (74 kW) / 2.2 DTI 16V (92 kW)			574 402 075 E38	572 409 068 E43	570 144 064 E9		100
<b>VECTRA Mk II GTS</b>	08/02 →						
1.6 16V (74 kW) / 1.6 (77 kW) / 1.8 (103 kW) *			561 400 060 D21 577 400 078 E44	560 408 054 D24 560 409 054 D59			027 075 096
1.8 16V (90 kW) / 1.8 16V Dualfuel (90 kW) *		570 901 076 E39	561 400 060 D21 577 400 078 E44	560 408 054 D24 560 409 054 D59			027 075 096AGM 096
2.0 16V Turbo (129 kW) / 2.2 16V (108 kW) / 2.2 direct (114 kW) *		570 901 076 E39	577 400 078 E44	574 012 068 E11			096AGM 096
2.8 V6 Turbo (169 kW)			574 402 075 E38	572 409 068 E43			100
3.2 V6 (155 kW) *		570 901 076 E39	585 200 080 F18 577 400 078 E44	580 406 074 F17 574 012 068 E11			096AGM 110 096
1.9 CDTi (74 kW) / 1.9 CDTi 16V (110 kW) / 2.0 DTI 16V (74 kW) / 2.2 DTI 16V (92 kW) *			585 200 080 F18 577 400 078 E44	580 406 074 F17 574 012 068 E11			110 096
3.0 V6 CDTi (130 kW) / 3.0 CDTi (135 kW) *			585 200 080 F18 577 400 078 E44	580 406 074 F17 574 012 068 E11			110 096
<b>VECTRA Mk II</b>	04/02 →						
1.6 16V (74 kW) / 1.6 (77 kW) / 1.8 (81/103 kW) *			561 400 060 D21 577 400 078 E44	560 408 054 D24 560 409 054 D59			027 075 096
1.8 16V (90 kW) / 1.8 16V Dualfuel (90 kW) *		570 901 076 E39	561 400 060 D21 577 400 078 E44	560 408 054 D24 560 409 054 D59			027 075 096AGM 096
2.0 16V Turbo (129 kW) / 2.2 16V (108 kW) / 2.2 direct (114 kW) *		570 901 076 E39	577 400 078 E44	574 012 068 E11			096AGM 096
2.8 V6 Turbo (169 kW)			574 402 075 E38	572 409 068 E43			100
3.2 V6 (155 kW) *		570 901 076 E39	585 200 080 F18 577 400 078 E44	580 406 074 F17 574 012 068 E11			096AGM 110 096
1.9 CDTi (74 kW) / 1.9 CDTi 16V (110 kW) / 2.0 DTI 16V (74 kW) / 2.2 DTI 16V (92 kW) *			585 200 080 F18 577 400 078 E44	580 406 074 F17 574 012 068 E11			110 096
3.0 V6 CDTi (130 kW) / 3.0 CDTi (135 kW) *			585 200 080 F18 577 400 078 E44	580 406 074 F17 574 012 068 E11			110 096
<b>VECTRA Mk II Estate</b>	10/03 →						
1.6 16V (74 kW) / 1.8 (103 kW) *			561 400 060 D21 577 400 078 E44	560 408 054 D24 560 409 054 D59			027 075 096

FORD Adapter/Adattatore/Adaptateur/Adaptador/Адаптер  
 VW Adapter/Adattatore/Adaptateur/Adaptador/Адаптер  
 \* For cars with Start/Stop (Must replace AGM with AGM, EFB with EFB)  
 Please check as 2 different size batteries can be fitted depending on electrical options






 		Start Stop Plus / Start Stop ... B51 2 / B60 2	SILVER <i>dynamic</i> ... 316 2	BLUE <i>dynamic</i> ... 313 2	BLACK <i>dynamic</i> ... 312 2		UK
<b>VAUXHALL</b>							
<b>VECTRA Mk II Estate</b>	10/03 →						
1.8 16V (90 kW) *		570 901 076 E39	561 400 060 D21 577 400 078 E44	560 408 054 D24 560 409 054 D59			027 075 096AGM 096
2.0 16V Turbo (129 kW) / 2.2 direct (114 kW) *		570 901 076 E39	577 400 078 E44	574 012 068 E11			096AGM 096
2.8 V6 Turbo (169 kW)			574 402 075 E38	572 409 068 E43			100
3.2 V6 (155 kW) *		570 901 076 E39	585 200 080 F18 577 400 078 E44	580 406 074 F17 574 012 068 E11			096AGM 110 096
1.9 CDTi (74 kW) / 1.9 CDTi 16V (110 kW) / 2.0 DTi 16V (74 kW) / 2.2 DTi 16V (92 kW) *			585 200 080 F18 577 400 078 E44	580 406 074 F17 574 012 068 E11			110 096
3.0 V6 CDTi (130 kW) / 3.0 CDTi (135 kW) *			585 200 080 F18 577 400 078 E44	580 406 074 F17 574 012 068 E11			110 096
<b>VICEROY</b>	01/80 - 10/82						
2500 (85 kW)			574 402 075 E38	572 409 068 E43	570 144 064 E9		100
<b>VIVARO Combi</b>	08/01 →						
2.0 16V (88 kW) *		570 901 076 E39	574 402 075 E38 577 400 078 E44	572 409 068 E43 574 012 068 E11			096AGM 100 096
1.9 DI (59 kW) / 1.9 DTi (74 kW)			574 402 075 E38	572 409 068 E43			100
2.0 CDTi (66 kW) *			585 200 080 F18 577 400 078 E44	580 406 074 F17 574 012 068 E11			110 096
2.5 DTi (99 kW) *			600 402 083 H3 585 200 080 F18	595 402 080 G3 580 406 074 F17			019 110
<b>VIVARO Box</b>	08/01 →						
2.0 16V (88 kW) *		570 901 076 E39	574 402 075 E38 577 400 078 E44	572 409 068 E43 574 012 068 E11			096AGM 100 096
1.9 DI (59 kW) / 1.9 DTi (74 kW)			574 402 075 E38	572 409 068 E43			100
2.0 CDTi (66 kW) *		595 901 085 G14	600 402 083 H3 585 200 080 F18 577 400 078 E44	595 402 080 G3 580 406 074 F17 574 012 068 E11			019AGM 019 110 096
2.0 CDTi (84 kW) *			585 200 080 F18 577 400 078 E44	580 406 074 F17 574 012 068 E11			110 096
2.5 DTi (99 kW) / 2.5 CDTi (107 kW) *			600 402 083 H3 585 200 080 F18	595 402 080 G3 580 406 074 F17			019 110
<b>VIVARO Flatbed / Chassis</b>	04/03 →						
2.0 CDTi (66 kW) *		595 901 085 G14	600 402 083 H3 585 200 080 F18 577 400 078 E44	595 402 080 G3 580 406 074 F17 574 012 068 E11			019AGM 019 110 096
2.5 CDTi (99 kW) *			600 402 083 H3 585 200 080 F18	595 402 080 G3 580 406 074 F17			019 110
<b>VX220</b>	09/00 →						
2.0 i Turbo (147 kW) / 2.2 i (108 kW)			552 401 052 C6	544 402 044 B18			063
<b>VXR8</b>	02/07 →						
6.0 (304 kW) / 6.2 (316 kW) *			574 402 075 E38	560 409 054 D59 572 409 068 E43			075 100
<b>ZAFIRA</b>	04/99 →						
1.6 CNG (71 kW)			552 401 052 C6	544 402 044 B18			063
1.6 16V (74 kW) *			561 400 060 D21 552 401 052 C6	544 402 044 B18	541 400 036 A17		075 063
1.8 16V (85 kW) *			561 400 060 D21 574 402 075 E38	560 409 054 D59			075 100 065
2.0 GSI Turbo (141 kW) *			574 402 075 E38	560 409 054 D59 572 409 068 E43	553 400 047 C10		075 100
1.9 (147 kW) / 2.2 D (92 kW)			574 402 075 E38	572 409 068 E43			100


FORD  
VW  
▲




Adapter/Adattatore/Adaptateur/Adaptador/Адаптер  
Adapter/Adattatore/Adaptateur/Adaptador/Адаптер  
For cars with Start/Stop (Must replace AGM with AGM, EFB with EFB)  
Please check as 2 different size batteries can be fitted depending on electrical options


**VARTA**  
BY JOHNSON CONTROLS



		<b>Start Stop Plus / Start Stop</b> ... B51 2 / B60 2	<b>SILVER dynamic</b> ... 316 2	<b>BLUE dynamic</b> ... 313 2	<b>BLACK dynamic</b> ... 312 2		<b>UK</b>
<b>VAUXHALL</b>							
<b>ZAFIRA</b>	04/99 →						
2.2 16V (108 kW) / 2.0 DI 16V (60 kW) / 2.0 DTI 16V (74 kW)			574 402 075 <b>E38</b>	572 409 068 <b>E43</b>			100
<b>ZAFIRA Mk II</b>	07/05 →						
1.6 (77 kW) *			561 400 060 <b>D21</b> 552 401 052 <b>C6</b>	544 402 044 <b>B18</b>			075 063
1.8 (103 kW) *			561 400 060 <b>D21</b>	560 409 054 <b>D59</b> 544 402 044 <b>B18</b>			075 063
2.2 (110 kW) / 1.9 CDTI (88 kW) *			574 402 075 <b>E38</b>	560 409 054 <b>D59</b> 572 409 068 <b>E43</b>			075 100
2.0 (147 kW) / 1.7 TD (79 kW) / 1.9 CDTI (110 kW)			574 402 075 <b>E38</b>	572 409 068 <b>E43</b>			100
<b>VOLVO</b>							
<b>C30</b>	10/06 →						
1.6 (74 kW) / 1.8 (92 kW) *			574 402 075 <b>E38</b>	560 409 054 <b>D59</b>			075 100
1.8 FlexFuel (92 kW) *			561 400 060 <b>D21</b>	572 409 068 <b>E43</b>			075 100
2.0 (107 kW) / 2.4 i (125 kW) / T5 (162/169 kW) *		570 901 076 <b>E39</b>	577 400 078 <b>E44</b>	574 012 068 <b>E11</b>			096AGM 096
1.6 D (80 kW) *		570 901 076  <b>E39</b>	585 200 080 <b>F18</b>	580 406 074 <b>F17</b>			096AGM 110
2.4 D5 (120 kW)			585 200 080 <b>F18</b>	580 406 074 <b>F17</b>			110
2.0 D (100 kW) / D5 (132 kW)			585 200 080 <b>F18</b>	580 406 074 <b>F17</b>			110
<b>S40 I (VS)</b>	07/95 - 12/03						
1.6 (80 kW) / 1.8 (85/85/90 kW) / 1.8 i (90/92 kW) / 2.0 (100/103 kW) / 2.0 T (118/120/121 kW) / 2.0 T4 (147 kW) *		570 901 076 <b>E39</b>	563 400 061 <b>D15</b> 577 400 078 <b>E44</b>	560 408 054 <b>D24</b> 574 012 068 <b>E11</b>	556 400 048 <b>C14</b> 570 409 064 <b>E13</b>		027 096AGM 096
1.9 T4 (147 kW) *		570 901 076 <b>E39</b>	577 400 078 <b>E44</b>	560 408 054 <b>D24</b> 574 012 068 <b>E11</b>	556 400 048 <b>C14</b> 570 409 064 <b>E13</b>		027 096AGM 096
1.9 TD (66 kW) / 1.9 DI (70/75/85 kW) *		570 901 076 <b>E39</b>	577 400 078 <b>E44</b>	574 012 068 <b>E11</b>	570 409 064 <b>E13</b>		096AGM 096
<b>V40 Estate (VW)</b>	07/95 - 06/04						
1.6 (80 kW) / 1.8 (85/90 kW) *		570 901 076 <b>E39</b>	577 400 078 <b>E44</b>	560 408 054 <b>D24</b> 574 012 068 <b>E11</b>	556 400 048 <b>C14</b> 570 409 064 <b>E13</b>		027 096AGM 096
1.8 Blu-Fuel (85 kW) / 1.8 Bi-Fuel (88 kW) / 2.0 D (100 kW) *		570 901 076 <b>E39</b>	577 400 078 <b>E44</b>	574 012 068 <b>E11</b>			096AGM 096
1.8 i (90 kW) / 1.9 T4 (147 kW) / 2.0 (100/103 kW) / 2.0 T (118/120/121 kW) / 2.0 T4 (147 kW) *		570 901 076 <b>E39</b>	577 400 078 <b>E44</b>	560 408 054 <b>D24</b>			027 096AGM 096
1.9 TD (66 kW) / 1.9 DI (70/75/85 kW) *		570 901 076 <b>E39</b>	577 400 078 <b>E44</b>	574 012 068 <b>E11</b>	570 409 064 <b>E13</b>		096AGM 096
<b>S40 II (MS)</b>	01/04 →						
1.6 (74 kW) / 1.8 (92 kW) / 1.8 FlexFuel (92 kW) *			574 402 075 <b>E38</b>	560 409 054 <b>D59</b>			075 100
2.0 (107 kW) / 2.4 (103/125 kW) / T5 (162/169 kW) / T5 AWD (162/169 kW) / 2.4 D5 (132 kW)			574 402 075 <b>E38</b>	572 409 068 <b>E43</b>			100
2.4 AWD (125 kW)			574 402 075 <b>E38</b>	572 409 068 <b>E43</b>			100
1.6 D (81 kW) *		570 901 076  <b>E39</b>	585 200 080 <b>F18</b>	580 406 074 <b>F17</b>			096AGM 110
2.0 D4 (96 kW)			585 200 080 <b>F18</b>	580 406 074 <b>F17</b>			110
2.0 D (100 kW)			585 200 080 <b>F18</b>	580 406 074 <b>F17</b>			110
<b>V50 (MW)</b>	04/04 →						
1.6 (74 kW) / 1.8 (92 kW) / 1.8 FlexFuel (92 kW) *			574 402 075 <b>E38</b>	560 409 054 <b>D59</b>			075 100
2.0 (107 kW) / T5 (162/169 kW) / T5 AWD (162/169 kW) / 2.4 D5 (132 kW)			574 402 075 <b>E38</b>	572 409 068 <b>E43</b>			100
2.4 (103 kW) *		570 901 076 <b>E39</b>	574 402 075 <b>E38</b>	572 409 068 <b>E43</b>			096AGM 100

FORD Adapter/Adattatore/Adaptateur/Adaptador/Адаптер  
 VW Adapter/Adattatore/Adaptateur/Adaptador/Адаптер  
 For cars with Start/Stop (Must replace AGM with AGM, EFB with EFB)  
 \* Please check as 2 different size batteries can be fitted depending on electrical options




		<b>Start Stop Plus / Start Stop</b> ... B51 2 / B60 2	<b>SILVER dynamic</b> ... 316 2	<b>BLUE dynamic</b> ... 313 2	<b>BLACK dynamic</b> ... 312 2		<b>UK</b>
---	---	--	------------------------------------	----------------------------------	-----------------------------------	---	-----------




VOLVO							
<b>V50 (MW)</b>	04/04 →						
2.4 AWD (125 kW) / 2.4 Tdi (120 kW) *		570 901 076 E39	574 402 075 E38	572 409 068 E43			096AGM 100
1.6 D (81 kW) *		570 901 076  E39	585 200 080 F18	580 406 074 F17			096AGM 110
2.0 D (100 kW)			585 200 080 F18	580 406 074 F17			110
<b>S60</b>	07/00 →						
2.0 T (132 kW) / T5 (184 kW) / 2.3 T5 (195 kW) / 2.4 T5 (191 kW) / 2.4 (103/125 kW) / 2.4 Bifuel (103 kW) / 2.4 T (147 kW) / 2.4 T AWD (147 kW) / 2.5 T (154 kW) / 2.5 T AWD (154 kW) / R 2,5 T AWD (221 kW) *		570 901 076 E39	563 400 061 D15 577 400 078 E44	560 408 054 D24 574 012 068 E11			027 096AGM 096
2.4 AWD (191 kW) *		570 901 076 E39	563 400 061 D15 577 400 078 E44	560 408 054 D24 574 012 068 E11			027 096AGM 096
2.4 D (96 kW) / 2.4 D5 (120 kW) *		595 901 085 G14	600 402 083 H3	595 402 080 G3			019AGM 019
<b>XC60</b>	05/08 →						
T6 AWD (210 kW) / 3.2 AWD (175 kW) / D5 AWD (136/151 kW) *		570 901 076 E39	577 400 078 E44	574 012 068 E11			096AGM 096
D3 (129 kW) *		595 901 085 G14	600 402 083 H3	595 402 080 G3			019AGM 019
D3 AWD (120 kW) *		595 901 085 G14	600 402 083 H3	595 402 080 G3 574 012 068 E11			019AGM 019 096
<b>S70 (P80_)</b>	11/96 - 11/00						
2.0 (93 kW) / 2.0 Turbo (155/166 kW) / 2.3 T-5 (176 kW) / 2.3 T5 R AWD (176 kW) / 2.3 Turbo (184 kW) / 2.3 T5 AWD (184 kW) / 2.3 (195 kW) / 2.3 AWD (195 kW) / 2.4 (103/125 kW) / 2.4 AWD (103/121/125 kW) / 2.5 Bifuel (103/106 kW) / 2.5 (106/121 kW) / 2.4 Turbo (142 kW) / 2.4 T5 AWD (142 kW) *		570 901 076 E39	563 400 061 D15 577 400 078 E44	560 408 054 D24 574 012 068 E11	556 400 048 C14 570 409 064 E13		027 096AGM 096
2.3 T5 AWD (177 kW) / 2.4 Blu-Fuel (103 kW) / 2.4 AWD (106 kW) *		570 901 076 E39	563 400 061 D15 577 400 078 E44	560 408 054 D24 574 012 068 E11	556 400 048 C14 570 409 064 E13		027 096AGM 096
2.5 TDI (103 kW) / 2.5 TDi AWD (103 kW) *		595 901 085 G14 570 901 076 E39	600 402 083 H3 577 400 078 E44	595 402 080 G3 574 012 068 E11	590 122 072 F6 570 409 064 E13		017 019AGM 019 096AGM 096
<b>C70 I Coupe</b>	03/97 - 09/02						
2.0 T (120 kW) / 2.0 (132 kW) / 2.3 T-5 (176 kW) / 2.5 (121/125 kW) / 2.5 T (142 kW) *		570 901 076 E39	577 400 078 E44	560 408 054 D24			027 096AGM 096
<b>C70 I Convertible</b>	03/98 - 10/05						
2.0 T (120 kW) / 2.0 (132 kW) / 2.3 T-5 (176 kW) / 2.3 T5 (180 kW) / 2.5 (125 kW) / 2.5 T (142 kW) / 2.4 T (147 kW) *		570 901 076 E39	577 400 078 E44	560 408 054 D24			027 096AGM 096
<b>C70 II Convertible</b>	03/06 →						
2.0 D (100 kW)			585 200 080 F18	580 406 074 F17			110
T5 (169 kW) *		570 901 076 E39	577 400 078 E44	560 408 054 D24			027 096AGM 096

FORD  
VW  
  
\*

Adapter/Adattatore/Adaptateur/Adaptador/Адаптер  
Adapter/Adattatore/Adaptateur/Adaptador/Адаптер  
For cars with Start/Stop (Must replace AGM with AGM, EFB with EFB)  
Please check as 2 different size batteries can be fitted depending on electrical options

  
BY JOHNSON CONTROLS

		<b>Start Stop Plus / Start Stop</b> ... B51 2 / B60 2	<b>SILVER dynamic</b> ... 316 2	<b>BLUE dynamic</b> ... 313 2	<b>BLACK dynamic</b> ... 312 2		<b>UK</b>
<b>VOLVO</b>							
<b>V70 I Estate (P80_)</b>	11/96 - 05/00						
2.0 (93 kW) / 2.0 Turbo (155/166 kW) / 2.0 Turbo AWD (166 kW) / 2.3 T-5 (176 kW) / 2.3 T-5 AWD (176 kW) / 2.3 Turbo (184 kW) / 2.3 T AWD (184 kW) / 2.3 AWD (195 kW) / 2.4 (103/125 kW) / 2.4 Bifuel (103 kW) / 2.5 (106/121 kW) / 2.5 Bifuel (106 kW) / 2.4 Turbo (142 kW) / 2.5 Turbo AWD (142 kW) / 2.5 AWD (195 kW) / 2.4 AWD (195 kW) *		570 901 076 <b>E39</b>	577 400 078 <b>E44</b>	560 408 054 <b>D24</b>	556 400 048 <b>C14</b>		027 096AGM 096
2.3 AWD (177 kW) / 2.4 AWD (121 kW) *		570 901 076 <b>E39</b>	577 400 078 <b>E44</b>	560 408 054 <b>D24</b>	556 400 048 <b>C14</b>		027 096AGM 096
2.5 TDi AWD (103 kW) / 2.5 TDi (103 kW) *		570 901 076 <b>E39</b>	577 400 078 <b>E44</b>	574 012 068 <b>E11</b>	570 409 064 <b>E13</b>		096AGM 096
<b>V70 II Estate (P80_)</b>	03/00 →						
2.0 T (132 kW) / 2.3 T5 (184 kW) / 2.3 (195 kW) / 2.3 AWD (195 kW) / 2.4 T5 (191 kW) / 2.4 (103/125 kW) / 2.4 Bifuel (103 kW) *		570 901 076 <b>E39</b>	577 400 078 <b>E44</b>	560 408 054 <b>D24</b>			027 096AGM 096
2.4 AWD (121 kW) / 2.4 (121 kW) *		570 901 076 <b>E39</b>	577 400 078 <b>E44</b>	560 408 054 <b>D24</b>			027 096AGM 096
2.4 T (147 kW)			563 400 061 <b>D15</b>	560 408 054 <b>D24</b>			027
2.4 T AWD (147 kW) / 2.5 T (154 kW) / 2.5 T AWD (154 kW) / 2.5 R Sport (221 kW) / R 2.5 T AWD (221 kW) / 2.4 D (93/96 kW) / 2.4 D5 (120/136 kW) / 2.4 D5 AWD (120/136 kW) / 2.5 TDi (103 kW) *		595 901 085 <b>G14</b>	600 402 083 <b>H3</b>	595 402 080 <b>G3</b>			019AGM 019
2.5 T (147 kW) / 3.0 T AWD (210 kW) / 3.2 (175 kW)			585 200 080 <b>F18</b>	580 406 074 <b>F17</b>			110
<b>V70 III Estate</b>	08/07 →						
2.0 (107 kW) / 2.5 T (147 kW) / 2.5 T FlexiFuel (147 kW) / 3.2 (175 kW) / 3.2 AWD (175 kW) / 3.0 T6 AWD (210 kW) / 2.0 D (100 kW) / 2.4 D (120 kW) / 2.4 D5 (136 kW) / 2.4 D5 AWD (136 kW)			585 200 080 <b>F18</b>	580 406 074 <b>F17</b>			110
2.0 FlexiFuel (107 kW) / 2.5 T FlexiFuel (170 kW) / 2.4 D (129 kW) / 2.4 D5 (151 kW) / 2.4 D5 AWD (151 kW)			585 200 080 <b>F18</b>	580 406 074 <b>F17</b>			110
1.6 D (80 kW) *		570 901 076 <b>E39</b>	574 402 075 <b>E38</b>	572 409 068 <b>E43</b>			096AGM 100
<b>XC70 CROSS COUNTRY</b>	03/00 →						
2.4 AWD (121 kW) *		595 901 085 <b>G14</b>	600 402 083 <b>H3</b>	595 402 080 <b>G3</b>			019AGM 019
		570 901 076 <b>E39</b>	577 400 078 <b>E44</b>	574 012 068 <b>E11</b>			096AGM 096
2.4 T XC AWD (142 kW) *		570 901 076 <b>E39</b>	577 400 078 <b>E44</b>	574 012 068 <b>E11</b>	570 409 064 <b>E13</b>		096AGM 096
2.4 T XC AWD (147 kW) / 2.5 T XC AWD (154 kW) *		570 901 076 <b>E39</b>	577 400 078 <b>E44</b>	574 012 068 <b>E11</b>			096AGM 096
2.4 D5 XC AWD (120 kW) / 2.4 D5 AWD (136 kW) *		595 901 085 <b>G14</b>	600 402 083 <b>H3</b>	595 402 080 <b>G3</b>			019AGM 019
3.2 (175 kW)			585 200 080 <b>F18</b>	580 406 074 <b>F17</b>			110
<b>XC70 II</b>	08/07 →						
3.0 T6 AWD (210 kW) / 3.2 AWD (175 kW) / 2.4 D AWD (120 kW) / 2.4 D5 AWD (151 kW)			585 200 080 <b>F18</b>	580 406 074 <b>F17</b>			110
2.4 D5 AWD (136 kW)			585 200 080 <b>F18</b>	580 406 074 <b>F17</b>			110




		<b>Start Stop Plus / Start Stop</b> ... B51 2 / B60 2	<b>SILVER dynamic</b> ... 316 2	<b>BLUE dynamic</b> ... 313 2	<b>BLACK dynamic</b> ... 312 2		<b>UK</b>
---	---	--	------------------------------------	----------------------------------	-----------------------------------	---	-----------




VOLVO							
<b>S80 (TS, XY)</b>	05/98 - 07/06						
2.0 (120 kW) / 2.0 T (132/166 kW) / 2.3 R (195 kW) / 2.4 (103/125 kW) / 2.4 Bifuel (103 kW) / 2.4 LTP (132 kW) / 2.4 T (147 kW) / 2.4 T5 AWD (147 kW) / 2.5 T (154 kW) / 2.5 T AWD (154 kW) / 3.0 (144 kW) / 2.9 (147/150 kW) *		570 901 076 E39	577 400 078 E44	574 012 068 E11	560 408 054 D24	556 400 048 C14	027 096AGM 096
2.8 T6 (200 kW) / 3.0 T6 (200 kW) *		570 901 076 E39	577 400 078 E44	574 012 068 E11	560 408 054 D24	556 400 048 C14	027 096AGM 096
2.4 D (96 kW) / 2.4 D5 (120 kW) / 2.5 TDI (103 kW) *		595 901 085 G14	600 402 083 H3	595 402 080 G3			019AGM 019
<b>S80 II</b>	03/06 →						
2.0 FlexFuel (107 kW) / 2.5 T AWD (147 kW) / 2.5 T FlexFuel (147 kW) / T6 AWD (210 kW) / 3.2 (175 kW) / 3.2 AWD (175 kW) / 4.4 (232 kW) / 4.4 V8 AWD (232 kW) *		570 901 076 E39	577 400 078 E44	574 012 068 E11			096AGM 096
2.5 T (147 kW) *		570 901 076 E39	577 400 078 E44	574 012 068 E11	560 408 054 D24		027 096AGM 096
2.5 T FlexFuel (170 kW) *		570 901 076 E39	577 400 078 E44	574 012 068 E11			096AGM 096
2.0 TDi (100 kW) / 2.4 D (129 kW) / D5 (151 kW) / D5 AWD (151 kW) *		595 901 085 G14	600 402 083 H3	595 402 080 G3			019AGM 019
2.4 D (120 kW) / D5 (136 kW) / D5 AWD (136 kW) *		595 901 085 G14	600 402 083 H3	595 402 080 G3			019AGM 019
<b>S90</b>	11/96 - 12/98						
2.5 (125 kW) / 2.9 (132/150 kW) *		570 901 076 E39	577 400 078 E44	574 012 068 E11	560 408 054 D24	556 400 048 C14	027 096AGM 096
<b>V90 Estate</b>	11/96 - 12/98						
2.5 (125 kW) / 2.9 (132/150 kW) *		570 901 076 E39	577 400 078 E44		560 408 054 D24	556 400 048 C14	027 096AGM 096
<b>XC 90</b>	10/02 →						
2.5 T (154 kW) / T6 (200 kW) / V8 (232 kW) / 3.2 (175 kW) *		570 901 076 E39	577 400 078 E44	574 012 068 E11			096AGM 096
D5 (120 kW) *		595 901 085 G14	600 402 083 H3	595 402 080 G3			019AGM 019
D5 (120 kW) *		595 901 085 G14	600 402 083 H3	595 402 080 G3			019AGM 019
<b>240 (P242, P244)</b>	08/74 - 12/93						
2.0 (71 kW)					570 413 063 E24		069
2.0 (76 kW) / 2.1 (79 kW) / 2.1 Turbo (114 kW) / 2.3 (81/82/83/85/96/98/100 kW) / 2.3 i CAT (85 kW)			563 400 061 D15	560 408 054 D24	560 408 054 D24	556 400 048 C14	027
2.0 (82 kW)			563 400 061 D15	560 408 054 D24	570 413 063 E24		027
2.8 (114 kW)					570 413 063 E24		069
2.4 Diesel (58 kW) *		570 901 076 E39	577 400 078 E44	574 012 068 E11			096AGM 096
<b>240 Kombi (P245)</b>	08/74 - 08/93						
2.0 (66 kW)					570 413 063 E24		069
2.0 (71 kW) / 2.1 (79/80 kW) / 2.1 Turbo (114 kW) / 2.3 (81/82/83/85/96/98/100 kW) / 2.3 i CAT (85 kW) / 2.3 CAT (100 kW) / 2.8 (95/114 kW)			563 400 061 D15	560 408 054 D24	560 408 054 D24	556 400 048 C14	027
2.0 (82 kW)			563 400 061 D15	560 408 054 D24	560 408 054 D24	556 400 048 C14	027
2.4 Diesel (58 kW) *		570 901 076 E39	577 400 078 E44	574 012 068 E11			096AGM 096
<b>260 (P262, P264)</b>	08/74 - 07/82						
2.7 (92 kW)					570 413 063 E24		069
2.8 (95 kW)			563 400 061 D15	560 408 054 D24	560 408 054 D24	556 400 048 C14	027

FORD  
VW  
▲  
\*

Adapter/Adattatore/Adaptateur/Adaptador/Адаптер  
Adapter/Adattatore/Adaptateur/Adaptador/Адаптер  
For cars with Start/Stop (Must replace AGM with AGM, EFB with EFB)  
Please check as 2 different size batteries can be fitted depending on electrical options

**VARTA**  
BY JOHNSON CONTROLS




		<b>Start Stop Plus / Start Stop</b> ... B51 2 / B60 2	<b>SILVER dynamic</b> ... 316 2	<b>BLUE dynamic</b> ... 313 2	<b>BLACK dynamic</b> ... 312 2		<b>UK</b>				
<b>VOLVO</b>											
<b>260 Estate (P265)</b>	07/75 - 07/82										
2.7 (103 kW) / 2.8 (114 kW)				570 413 063	<b>E24</b>		069				
<b>340-360 (343, 345)</b>	08/75 - 07/91										
1.4 (46 kW) / 1.7 (59 kW) / 2.0 (65/68/70/77/80/81/82/83/85/87 kW) / 2.1 (90 kW) *		570 901 076	<b>E39</b>	561 400 060	<b>D21</b>	560 409 054	<b>D59</b>	556 400 048	<b>C14</b>		027
				577 400 078	<b>E44</b>	574 012 068	<b>E11</b>	553 400 047	<b>C10</b>		075
											096AGM
											065
											096
1.3 (49 kW) *				561 400 060	<b>D21</b>	560 409 054	<b>D59</b>				075
											065
											096AGM
1.6 Diesel (40 kW) *		570 901 076	<b>E39</b>			574 012 068	<b>E11</b>	570 409 064	<b>E13</b>		096
				577 400 078	<b>E44</b>						
<b>340-360 Saloon (344)</b>	08/79 - 07/91										
1.3 (49 kW) / 1.4 (46 kW) *				561 400 060	<b>D21</b>	560 409 054	<b>D59</b>				075
								553 400 047	<b>C10</b>		065
				561 400 060	<b>D21</b>	560 409 054	<b>D59</b>	556 400 048	<b>C14</b>		027
				570 901 076	<b>E39</b>						075
								553 400 047	<b>C10</b>		096AGM
											065
											096
1.6 Diesel (40 kW) *		570 901 076	<b>E39</b>			574 012 068	<b>E11</b>	570 409 064	<b>E13</b>		096AGM
				577 400 078	<b>E44</b>						096
<b>440 K (445)</b>	08/88 - 12/96										
1.6 (61 kW) / 1.7 (64/70/75/78 kW) / 1.7 Turbo (88/90 kW) / 1.8 (66/66 kW) / 2.0 (80/81 kW)				563 400 061	<b>D15</b>	560 408 054	<b>D24</b>	556 400 048	<b>C14</b>		027
1.6 (69 kW) / 1.7 (58/60 kW)				563 400 061	<b>D15</b>	560 408 054	<b>D24</b>	556 400 048	<b>C14</b>		027
1.9 Turbo-Diesel (66 kW) *		570 901 076	<b>E39</b>								096AGM
				577 400 078	<b>E44</b>	574 012 068	<b>E11</b>	570 409 064	<b>E13</b>		096
<b>460 L (464)</b>	09/88 - 07/96										
1.6 (61 kW) / 1.7 (64/66/75/80 kW) / 1.7 Turbo (88/90 kW) / 1.8 (66 kW) / 2.0 (80/81 kW)				563 400 061	<b>D15</b>	560 408 054	<b>D24</b>	556 400 048	<b>C14</b>		027
1.7 (58 kW)				563 400 061	<b>D15</b>	560 408 054	<b>D24</b>	556 400 048	<b>C14</b>		027
1.9 Turbo-Diesel (66 kW) *		570 901 076	<b>E39</b>								096AGM
				577 400 078	<b>E44</b>	574 012 068	<b>E11</b>	570 409 064	<b>E13</b>		096
<b>480 E</b>	04/86 - 07/96										
1.7 (70 kW) / 1.7 Turbo (88/90 kW) / 2.0 (81 kW)				563 400 061	<b>D15</b>	560 408 054	<b>D24</b>	556 400 048	<b>C14</b>		027
<b>740 (744)</b>	04/83 - 08/92										
2.0 (76 kW) / 2.0 GLE (103 kW) / 2.0 Turbo (114 kW) / 2.3 (83/82/84/85/86/95/96 kW) / 2.3 GLE (103 kW) *		570 901 076	<b>E39</b>	563 400 061	<b>D15</b>	560 408 054	<b>D24</b>	556 400 048	<b>C14</b>		027
											096AGM
				577 400 078	<b>E44</b>	574 012 068	<b>E11</b>	570 409 064	<b>E13</b>		096
2.0 GLE (85 kW) *		570 901 076	<b>E39</b>	563 400 061	<b>D15</b>	560 408 054	<b>D24</b>	556 400 048	<b>C14</b>		027
											096AGM
				577 400 078	<b>E44</b>	574 012 068	<b>E11</b>	570 409 064	<b>E13</b>		096
2.3 (100 kW) *		570 901 076	<b>E39</b>	563 400 061	<b>D15</b>						027
											096AGM
				577 400 078	<b>E44</b>	574 012 068	<b>E11</b>	570 409 064	<b>E13</b>		096
2.3 Turbo (115 kW) *		570 901 076	<b>E39</b>								096AGM
				577 400 078	<b>E44</b>	574 012 068	<b>E11</b>	570 409 064	<b>E13</b>		096
2.3 Turbo (125 kW) *		570 901 076	<b>E39</b>			560 408 054	<b>D24</b>	556 400 048	<b>C14</b>		027
											096AGM
				577 400 078	<b>E44</b>	574 012 068	<b>E11</b>	570 409 064	<b>E13</b>		096
2.4 Diesel (60 kW) / 2.4 TD (80/83/90 kW) *		595 901 085	<b>G14</b>					590 122 072	<b>F6</b>		017
				600 402 083	<b>H3</b>	595 402 080	<b>G3</b>				019AGM
											019
<b>740 Kombi (745)</b>	08/84 - 08/92										
2.0 (76 kW) / 2.0 16V (100 kW) / 2.0 GLE (103 kW) / 2.0 Turbo (114/115 kW) *		570 901 076	<b>E39</b>	563 400 061	<b>D15</b>	560 408 054	<b>D24</b>	556 400 048	<b>C14</b>		027
											096AGM
				577 400 078	<b>E44</b>	574 012 068	<b>E11</b>	570 409 064	<b>E13</b>		096


		<b>Start Stop Plus / Start Stop</b> ... B51 2 / B60 2	<b>SILVER dynamic</b> ... 316 2	<b>BLUE dynamic</b> ... 313 2	<b>BLACK dynamic</b> ... 312 2		<b>UK</b>
<b>VOLVO</b>							
<b>740 Kombi (745)</b>	08/84 - 08/92						
2.0 Turbo (118 kW) *		570 901 076 <b>E39</b>	563 400 061 <b>D15</b> 577 400 078 <b>E44</b>	560 408 054 <b>D24</b> 574 012 068 <b>E11</b>	556 400 048 <b>C14</b> 570 409 064 <b>E13</b>		027 096AGM 096
2.3 (83 kW) / 2.3 Turbo (125 kW) *		570 901 076 <b>E39</b>	577 400 078 <b>E44</b>	560 408 054 <b>D24</b> 574 012 068 <b>E11</b>	556 400 048 <b>C14</b> 570 409 064 <b>E13</b>		027 096AGM 096
2.3 GL (89 kW) / 2.3 GLE (103 kW) *		570 901 076 <b>E39</b>	577 400 078 <b>E44</b>	574 012 068 <b>E11</b>	570 409 064 <b>E13</b>		096AGM 096
2.3 (96 kW) / 2.3 Turbo (115/121/134/140 kW) *		570 901 076 <b>E39</b>	577 400 078 <b>E44</b>	574 012 068 <b>E11</b>	570 409 064 <b>E13</b>		096AGM 096
2.4 Diesel (60 kW) / 2.4 Turbo-Diesel (80 kW) / 2.4 TD Interc. (90 kW) *		595 901 085 <b>G14</b>	600 402 083 <b>H3</b>	595 402 080 <b>G3</b>	590 122 072 <b>F6</b>		017 019AGM 019
<b>760 (704, 764)</b>	08/81 - 07/92						
2.3 Turbo (127 kW) / 2.3 (84/119 kW) / 2.8 (95 kW) / 2.8 (105/108/115 kW) *		570 901 076 <b>E39</b>	577 400 078 <b>E44</b>	574 012 068 <b>E11</b>	570 409 064 <b>E13</b>		096AGM 096
2.3 (127 kW) *		570 901 076 <b>E39</b>	577 400 078 <b>E44</b>	574 012 068 <b>E11</b>	570 409 064 <b>E13</b>		096AGM 096
2.8 (125 kW) *		570 901 076 <b>E39</b>	577 400 078 <b>E44</b>	572 409 068 <b>E43</b> 574 012 068 <b>E11</b>			096AGM 100 096
2.4 D (60 kW) / 2.4 Turbo Diesel (80/82 kW) / 2.4 TD Interc. (85 kW) *		595 901 085 <b>G14</b> 570 901 076 <b>E39</b>	600 402 083 <b>H3</b> 577 400 078 <b>E44</b>	595 402 080 <b>G3</b> 574 012 068 <b>E11</b>	590 122 072 <b>F6</b>		017 019AGM 019 096AGM 096
<b>760 Kombi (704, 765)</b>	01/82 - 07/92						
2.3 (84 kW) / 2.8 (125 kW) *		570 901 076 <b>E39</b>	577 400 078 <b>E44</b>	574 012 068 <b>E11</b>	570 409 064 <b>E13</b>		096AGM 096
2.3 Turbo (115 kW) / 2.8 (95/105/115 kW) / 2.4 D (60 kW) / 2.4 TD Interc. (85 kW) *		570 901 076 <b>E39</b>	577 400 078 <b>E44</b>	574 012 068 <b>E11</b>	570 409 064 <b>E13</b>		096AGM 096
<b>780</b>	04/86 - 07/90						
2.9 (108 kW) *		570 901 076 <b>E39</b>	577 400 078 <b>E44</b>	574 012 068 <b>E11</b>	570 409 064 <b>E13</b>		096AGM 096
<b>850 (LS)</b>	06/91 - 10/97						
2.0 (93 kW) / 2.0 Turbo (132/155 kW) / 2.3 (106 kW) / 2.3 T5 (166 kW) / 2.3 T5 R (176 kW) / 2.3 Turbo R (177 kW) / 2.3 T5-R (184 kW) / 2.5 (103/106/125 kW) / 2.4 GLE (142 kW) *		570 901 076 <b>E39</b>	563 400 061 <b>D15</b> 577 400 078 <b>E44</b>	560 408 054 <b>D24</b>	556 400 048 <b>C14</b>		027 096AGM 096
2.5 TDI (103 kW) *		570 901 076 <b>E39</b>	577 400 078 <b>E44</b>	574 012 068 <b>E11</b>	570 409 064 <b>E13</b>		096AGM 096
<b>850 Estate (LW)</b>	04/92 - 10/97						
2.0 (93 kW) / 2.0 Turbo (132/155 kW) / 2.3 (106 kW) / 2.3 T5 (166 kW) / 2.3 T5 R (176 kW) / 2.3 Turbo R (177 kW) / 2.3 T5-R (184 kW) / 2.5 (103/106/125 kW) / 2.4 GLE (142 kW) / 2.5 AWD (142 kW) *		570 901 076 <b>E39</b>	563 400 061 <b>D15</b> 577 400 078 <b>E44</b>	560 408 054 <b>D24</b>	556 400 048 <b>C14</b>		027 096AGM 096
2.5 TDI (103 kW) *		570 901 076 <b>E39</b>	577 400 078 <b>E44</b>	574 012 068 <b>E11</b>	570 409 064 <b>E13</b>		096AGM 096
<b>940 (944)</b>	08/90 - 12/94						
2.0 (82 kW) / 2.3 (85/96 kW) *		570 901 076 <b>E39</b>	577 400 078 <b>E44</b>	560 408 054 <b>D24</b>	556 400 048 <b>C14</b>		027 096AGM 096
2.0 (89 kW) / 2.0 Turbo (114 kW) / 2.0 GL (103 kW) / 2.3 (114 kW) / 2.3 Turbo (121/140 kW) / 2.4 D (60 kW) / 2.4 Turbo Diesel (80 kW) / 2.4 TD Intercooler (90 kW) *		570 901 076 <b>E39</b>	577 400 078 <b>E44</b>	574 012 068 <b>E11</b>	570 409 064 <b>E13</b>		096AGM 096
2.3 (118 kW) / 2.3 Turbo (126 kW) *		570 901 076 <b>E39</b>	577 400 078 <b>E44</b>	574 012 068 <b>E11</b>	570 409 064 <b>E13</b>		096AGM 096




FORD  
VW  
▲  
\*

Adapter/Adattatore/Adaptateur/Adaptador/Адаптер  
Adapter/Adattatore/Adaptateur/Adaptador/Адаптер  
For cars with Start/Stop (Must replace AGM with AGM, EFB with EFB)  
Please check as 2 different size batteries can be fitted depending on electrical options

  
BY JOHNSON CONTROLS

		<b>Start Stop Plus / Start Stop</b> ... B51 2 / B60 2	<b>SILVER dynamic</b> ... 316 2	<b>BLUE dynamic</b> ... 313 2	<b>BLACK dynamic</b> ... 312 2		<b>UK</b>
<b>VOLVO</b>							
<b>940 Kombi (945)</b>	08/90 - 10/95						
2.0 (82 kW) / 2.3 (85/96 kW) *		570 901 076 <b>E39</b>	577 400 078 <b>E44</b>	560 408 054 <b>D24</b>	556 400 048 <b>C14</b>		027 096AGM 096
2.0 (89 kW) / 2.0 Turbo (114 kW) / 2.0 GL (103 kW) / 2.3 (114 kW) / 2.3 Turbo (121/140 kW) / 2.4 D (60 kW) / 2.4 Turbo Diesel (80 kW) / 2.4 TD Intercooler (90 kW) *		570 901 076 <b>E39</b>	577 400 078 <b>E44</b>	574 012 068 <b>E11</b>	570 409 064 <b>E13</b>		096AGM 096
<b>940 II (944)</b>	08/94 - 10/98						
2.0 (89 kW) / 2.0 Turbo (114 kW) / 2.0 GLT (139 kW) / 2.3 Turbo (121 kW) / 2.4 TD Interc. (90 kW) *		570 901 076 <b>E39</b>	577 400 078 <b>E44</b>	574 012 068 <b>E11</b>	570 409 064 <b>E13</b>		096AGM 096
2.3 (85 kW) / 2.3 ti (99 kW) *		570 901 076 <b>E39</b>	577 400 078 <b>E44</b>	560 408 054 <b>D24</b>	556 400 048 <b>C14</b>		027 096AGM 096
<b>940 II Estate (945)</b>	08/94 - 10/98						
2.0 (89 kW) / 2.0 GLT (139 kW) / 2.3 Turbo (121/126 kW) / 2.4 TD Interc. (90 kW) *		570 901 076 <b>E39</b>	577 400 078 <b>E44</b>	574 012 068 <b>E11</b>	570 409 064 <b>E13</b>		096AGM 096
2.0 Turbo (114 kW) *		570 901 076 <b>E39</b>	577 400 078 <b>E44</b>	574 012 068 <b>E11</b>	570 409 064 <b>E13</b>		096AGM 096
2.3 (85 kW) / 2.3 ti (99 kW) *		570 901 076 <b>E39</b>	577 400 078 <b>E44</b>	560 408 054 <b>D24</b>	556 400 048 <b>C14</b>		027 096AGM 096
<b>960 (964)</b>	08/90 - 07/94						
2.0 (82 kW) *		570 901 076 <b>E39</b>	577 400 078 <b>E44</b>	574 012 068 <b>E11</b>	570 409 064 <b>E13</b>		096AGM 096
2.0 (103 kW) / 2.3 Turbo (121 kW) / 2.8 GL (108/115 kW) / 2.9 (150 kW) / 2.4 TD Interc. (85 kW) *		570 901 076 <b>E39</b>	577 400 078 <b>E44</b>	574 012 068 <b>E11</b>	570 409 064 <b>E13</b>		096AGM 096
<b>960 Kombi (965)</b>	08/90 - 07/94						
2.0 (103 kW) / 2.3 Turbo (121 kW) / 2.9 (150 kW) / 2.4 TD Interc. (85 kW) *		570 901 076 <b>E39</b>	577 400 078 <b>E44</b>	574 012 068 <b>E11</b>	570 409 064 <b>E13</b>		096AGM 096
2.8 (108 kW) / 2.4 Tdi (90 kW) *		570 901 076 <b>E39</b>	577 400 078 <b>E44</b>	574 012 068 <b>E11</b>	570 409 064 <b>E13</b>		096AGM 096
<b>960 II (964)</b>	07/94 - 12/96						
2.5 (125 kW) / 2.9 (150 kW) *		570 901 076 <b>E39</b>	577 400 078 <b>E44</b>	574 012 068 <b>E11</b>	570 409 064 <b>E13</b>		096AGM 096
<b>960 II Estate (965)</b>	07/94 - 12/96						
2.5 (125 kW) / 2.9 (150 kW) *		570 901 076 <b>E39</b>	577 400 078 <b>E44</b>	574 012 068 <b>E11</b>	570 409 064 <b>E13</b>		096AGM 096
<b>VW</b>							
<b>BORA (1J2)</b>	10/98 - 09/05						
1.4 16V (55 kW) / 1.6 (74/75/78 kW) / 1.6 16V (77 kW) / 1.6 FSI (81 kW) *			563 400 061 <b>D15</b> 554 400 053 <b>C30</b>	560 408 054 <b>D24</b> 552 400 047 <b>C22</b>			027 012
1.8 (92 kW) / 1.8 4motion (92 kW) / 1.8 T (110/132 kW) / 2.0 (85 kW) / 2.0 4motion (85 kW) / 2.3 V5 (110/125 kW) / 2.3 V5 4motion (110/125 kW) / 2.8 VR6 (130/147 kW) / 2.8 V6 4motion (150 kW) *		570 901 076 <b>E39</b>	563 400 061 <b>D15</b> 577 400 078 <b>E44</b>	560 408 054 <b>D24</b> 574 012 068 <b>E11</b>	556 400 048 <b>C14</b> 570 409 064 <b>E13</b>		027 096AGM 096
1.8 4motion (110 kW) / 2.8 VR6 (128 kW) *		570 901 076 <b>E39</b>	563 400 061 <b>D15</b> 577 400 078 <b>E44</b>	560 408 054 <b>D24</b> 574 012 068 <b>E11</b>			027 096AGM 096
1.9 SDI (50 kW) / 1.9 TDI (66/74/81/85/96/110 kW) / 1.9 TDI 4motion (66/74/85/96/110 kW) *		570 901 076 <b>E39</b>	585 200 080 <b>F18</b> 577 400 078 <b>E44</b>	580 406 074 <b>F17</b> 574 012 068 <b>E11</b>	570 409 064 <b>E13</b>		096AGM 110 096
<b>BORA Estate (1J6)</b>	05/99 - 05/05						
1.4 16V (55 kW) / 1.6 (74/75 kW) / 1.6 16V (77 kW) / 1.6 FSI (81 kW) *			563 400 061 <b>D15</b> 554 400 053 <b>C30</b>	560 408 054 <b>D24</b> 552 400 047 <b>C22</b>			027 012

FORD  
VW  
  
\* Adapter/Adattatore/Adaptateur/Adaptador/Адаптер  
Adapter/Adattatore/Adaptateur/Adaptador/Адаптер  
For cars with Start/Stop (Must replace AGM with AGM, EFB with EFB)  
Please check as 2 different size batteries can be fitted depending on electrical options

		<b>Start Stop Plus / Start Stop</b> ... B51 2 / B60 2	<b>SILVER dynamic</b> ... 316 2	<b>BLUE dynamic</b> ... 313 2	<b>BLACK dynamic</b> ... 312 2		<b>UK</b>
---	---	--	------------------------------------	----------------------------------	-----------------------------------	---	-----------





VW							
<b>BORA Estate (1J6)</b>	05/99 - 05/05						
1.8 4motion (92 kW) / 1.8 T (110/132 kW) / 2.0 (85 kW) / 2.0 4motion (85 kW) / 2.3 V5 (110/125 kW) / 2.3 V5 4motion (110/125 kW) / 2.8 V6 4motion (150 kW) / 2.8 VR6 (130 kW) *		570 901 076 E39	563 400 061 D15 577 400 078 E44	560 408 054 D24 574 012 068 E11	556 400 048 C14 570 409 064 E13		027 096AGM 096
2.8 VR6 (150 kW) *		570 901 076 E39	563 400 061 D15 577 400 078 E44	560 408 054 D24 574 012 068 E11			027 096AGM 096
1.9 TDI (66 kW) / 1.9 TDI 4motion (74/85/96/110 kW) *		570 901 076 E39	585 200 080 F18 577 400 078 E44	580 406 074 F17 574 012 068 E11	570 409 064 E13		096AGM 110 096
1.9 SDi (50 kW) *		570 901 076 E39	585 200 080 F18 577 400 078 E44	580 406 074 F17 574 012 068 E11			096AGM 110 096
<b>CADDY I (14)</b>	08/82 - 07/92						
1.5 (51 kW) / 1.6 (55/55 kW) / 1.8 (70 kW) *			563 400 061 D15 554 400 053 C30	552 400 047 C22	545 412 040 B19	VW VW	027 012
1.6 D (40 kW) *			563 400 061 D15 577 400 078 E44	560 408 054 D24	556 400 048 C14	VW VW	027 096
<b>CADDY II Estate (9K9B)</b>	11/95 - 01/04						
1.4 (44 kW) *			563 400 061 D15 554 400 053 C30	552 400 047 C22	545 412 040 B19		027 012
1.4 16V (55 kW) *			563 400 061 D15 554 400 053 C30	552 400 047 C22			027 012
1.6 (55 kW)			563 400 061 D15	560 408 054 D24	556 400 048 C14		027
1.6 (55 kW) *			563 400 061 D15	552 400 047 C22	545 412 040 B19		027 012
1.7 SDi (42 kW) / 1.9 SDi (47 kW) *		570 901 076 E39	563 400 061 D15 577 400 078 E44	560 408 054 D24 574 012 068 E11	570 409 064 E13		027 096AGM 096
1.9 D (47 kW) / 1.9 TDI (66 kW) *		570 901 076 E39	577 400 078 E44	560 408 054 D24 574 012 068 E11	570 409 064 E13		027 096AGM 096
<b>CADDY II Box (9K9A)</b>	11/95 - 01/04						
60 1.4 (44 kW)			554 400 053 C30	552 400 047 C22	545 412 040 B19		012
1.4 (55 kW) *			563 400 061 D15 554 400 053 C30	552 400 047 C22			027 012
75 1.6 (55 kW) *			563 400 061 D15	560 408 054 D24 552 400 047 C22	556 400 048 C14 545 412 040 B19		027 012
75 1.6 (55 kW) *			563 400 061 D15	560 408 054 D24 552 400 047 C22	556 400 048 C14 545 412 040 B19		027 012
1.7 SDi (42 kW) / 1.9 SDi (47 kW) *		570 901 076 E39	563 400 061 D15 577 400 078 E44	560 408 054 D24 574 012 068 E11	570 409 064 E13		027 096AGM 096
1.9 D (47 kW) / 1.9 TDI (66 kW) *		570 901 076 E39	577 400 078 E44	560 408 054 D24 574 012 068 E11	570 409 064 E13		027 096AGM 096
<b>CADDY II Pickup (9U7)</b>	06/96 - 12/00						
1.6 (55 kW) *			563 400 061 D15	560 408 054 D24 552 400 047 C22	556 400 048 C14 545 412 040 B19		027 012
1.9 D (47 kW) *		570 901 076 E39	577 400 078 E44	560 408 054 D24 574 012 068 E11	570 409 064 E13		027 096AGM 096
<b>CADDY III Estate (2KB, 2KJ)</b>	03/04 →						
1.4 (55 kW) / 1.4 16V (59 kW) *			563 400 061 D15 554 400 053 C30	552 400 047 C22			027 012
1.6 (74 kW) / 2.0 EcoFuel (80 kW) *			563 400 061 D15	560 408 054 D24 552 400 047 C22			027 012
1.9 TDI (55 kW) / 2.0 SDi (51 kW) *		570 901 076 E39	577 400 078 E44	560 408 054 D24 574 012 068 E11			027 096AGM 096


FORD  
VW  
▲  
\*




Adapter/Adattatore/Adaptateur/Adaptador/Адаптер  
Adapter/Adattatore/Adaptateur/Adaptador/Адаптер  
For cars with Start/Stop (Must replace AGM with AGM, EFB with EFB)  
Please check as 2 different size batteries can be fitted depending on electrical options

**VARTA**  
BY JOHNSON CONTROLS



 		<b>Start Stop Plus / Start Stop</b> ... B51 2 / B60 2	<b>SILVER dynamic</b> ... 316 2	<b>BLUE dynamic</b> ... 313 2	<b>BLACK dynamic</b> ... 312 2		<b>UK</b>
<b>VW</b>							
<b>CADDY III Estate (2KB, 2KJ)</b>	03/04 →						
1.9 TDI 4motion (77 kW) / 2.0 TDI (103 kW) *		570 901 076 <b>E39</b>	577 400 078 <b>E44</b>	574 012 068 <b>E11</b>			096AGM 096
<b>CADDY III Box (2KA, 2KH)</b>	03/04 →						
1.4 (55 kW) / 1.4 16V (59 kW) *			563 400 061 <b>D15</b> 554 400 053 <b>C30</b>	552 400 047 <b>C22</b>			027 012
1.6 (75 kW) / 2.0 EcoFuel (80 kW) *			563 400 061 <b>D15</b>	560 408 054 <b>D24</b> 552 400 047 <b>C22</b>			027 012
1.9 TDI (55 kW) / 2.0 TDI (103 kW) *		570 901 076 <b>E39</b>	577 400 078 <b>E44</b>	574 012 068 <b>E11</b>			096AGM 096
1.9 TDI (77 kW) / 2.0 SDI (51 kW) *		570 901 076 <b>E39</b>		560 408 054 <b>D24</b>			027 096AGM 096
<b>CORRADO (53I)</b>	08/87 - 12/95						
1.8 16V (100 kW) / 1.8 G60 (118 kW) / 2.0 i (85 kW) / 2.0 i 16V (100 kW) / 2.9 VR6 (140 kW) *			561 400 060 <b>D21</b>	560 409 054 <b>D59</b> 544 402 044 <b>B18</b>	541 400 036 <b>A17</b> 553 400 047 <b>C10</b>	VW VW VW	075 063 065
<b>DERBY (86)</b>	02/77 - 09/81						
0.9 (29 kW) / 1.1 (37 kW) / 1.3 (43/44 kW) *			561 400 060 <b>D21</b> 552 401 052 <b>C6</b>	544 402 044 <b>B18</b>	541 400 036 <b>A17</b>	VW VW	075 063
<b>DERBY (86C, 80)</b>	08/81 - 12/84						
1.0 (29 kW) / 1.1 (37 kW) / 1.3 (37/40/44/55 kW) *			561 400 060 <b>D21</b> 552 401 052 <b>C6</b>	544 402 044 <b>B18</b>	541 400 036 <b>A17</b>	VW VW	075 063
<b>EOS (1F7)</b>	03/06 →						
1.4 TSI (90 kW)		570 901 076 <b>E39</b>					096AGM
1.4 TSI (118 kW)			554 400 053 <b>C30</b>	552 400 047 <b>C22</b>			012
1.6 FSI (85 kW) *			563 400 061 <b>D15</b> 554 400 053 <b>C30</b>	552 400 047 <b>C22</b>			027 012
2.0 FSI (110 kW) / 2.0 TFSI (147 kW) *		570 901 076 <b>E39</b>	563 400 061 <b>D15</b>	560 408 054 <b>D24</b>			027 096AGM 096
2.0 TSI (155 kW) *		570 901 076 <b>E39</b>	577 400 078 <b>E44</b>	574 012 068 <b>E11</b>			027 096AGM 096
3.2 V6 (184 kW) / 3.6 V6 (191 kW) *		570 901 076 <b>E39</b>	563 400 061 <b>D15</b>	560 408 054 <b>D24</b>			027 096AGM 096
2.0 TDI (103 kW) *		570 901 076 <b>E39</b>		574 012 068 <b>E11</b>			096AGM 096
			577 400 078 <b>E44</b>	574 012 068 <b>E11</b>			096AGM 096
<b>FOX (5Z1)</b>	10/03 →						
1.0 (52 kW) / 1.0 Alcohol (53 kW) *			552 401 052 <b>C6</b> 554 400 053 <b>C30</b>	542 400 039 <b>B35</b> 544 402 044 <b>B18</b>			202 063 012
1.0 (53 kW) *			552 401 052 <b>C6</b> 554 400 053 <b>C30</b>	544 402 044 <b>B18</b> 552 400 047 <b>C22</b>			063 012
1.0 (54 kW) / 1.0 Total Flex (54 kW) *			563 400 061 <b>D15</b> 552 401 052 <b>C6</b>	560 408 054 <b>D24</b> 544 402 044 <b>B18</b>			027 063
1.2 (40 kW) / 1.4 (55 kW) / 1.6 Alcohol (76 kW) *			563 400 061 <b>D15</b> 554 400 053 <b>C30</b>	552 400 047 <b>C22</b>			027 012
1.6 (73 kW) / 1.4 TDI (51 kW) *			563 400 061 <b>D15</b>	560 408 054 <b>D24</b> 552 400 047 <b>C22</b>			027 012
1.6 (74 kW) / 1.6 Total Flex (74 kW)			563 400 061 <b>D15</b>	560 408 054 <b>D24</b>			027
1.9 D (47 kW)			577 400 078 <b>E44</b>	574 012 068 <b>E11</b>			096
<b>GOLF I (17)</b>	04/74 - 12/85						
1.1 (37 kW) / 1.3 (43/44 kW) / 1.5 (51 kW) / 1.6 (55 kW) *			561 400 060 <b>D21</b> 552 401 052 <b>C6</b>	544 402 044 <b>B18</b>	541 400 036 <b>A17</b>	VW VW	075 063
1.6 GTI (81 kW) *			561 400 060 <b>D21</b>	560 408 054 <b>D24</b> 560 409 054 <b>D59</b> 544 402 044 <b>B18</b>	556 400 048 <b>C14</b> 541 400 036 <b>A17</b> 553 400 047 <b>C10</b>	VW VW VW VW	027 075 063 065 096
				574 012 068 <b>E11</b>	570 409 064 <b>E13</b>	VW	096




FORD  
VW  
  
 Adapter/Adattatore/Adaptateur/Adaptador/Адаптер  
 Adapter/Adattatore/Adaptateur/Adaptador/Адаптер  
 For cars with Start/Stop (Must replace AGM with AGM, EFB with EFB)  
 \* Please check as 2 different size batteries can be fitted depending on electrical options

		<b>Start Stop Plus / Start Stop</b> ... B51 2 / B60 2	<b>SILVER dynamic</b> ... 316 2	<b>BLUE dynamic</b> ... 313 2	<b>BLACK dynamic</b> ... 312 2		<b>UK</b>
<b>VW</b>							
<b>GOLF I (17)</b>	04/74 - 12/85						
1.8 GTI (82 kW) / 1.6 TD (55 kW) *			561 400 060 <b>D21</b>	560 408 054 <b>D24</b> 560 409 054 <b>D59</b> 544 402 044 <b>B18</b> 574 012 068 <b>E11</b>	556 400 048 <b>C14</b> 541 400 036 <b>A17</b> 570 409 064 <b>E13</b>	VW VW VW VW	027 075 063 096
1.6 D (40 kW) / 1.6 TD (51 kW) *			561 400 060 <b>D21</b> 574 402 075 <b>E38</b>	560 408 054 <b>D24</b> 560 409 054 <b>D59</b> 574 012 068 <b>E11</b>	556 400 048 <b>C14</b> 570 409 064 <b>E13</b>	VW VW VW	027 075 100 096
1.6 D (44 kW) *			561 400 060 <b>D21</b>	560 408 054 <b>D24</b> 560 409 054 <b>D59</b> 574 012 068 <b>E11</b>	556 400 048 <b>C14</b> 570 409 064 <b>E13</b>	VW VW	027 075 096
<b>GOLF I Cabriolet (155)</b>	01/79 - 08/93						
1.3 (40 kW) / 1.5 (51 kW) / 1.6 (53/55/81 kW) *			561 400 060 <b>D21</b> 552 401 052 <b>C6</b>	544 402 044 <b>B18</b>	541 400 036 <b>A17</b>	VW VW	075 063
1.6 (51 kW)			552 401 052 <b>C6</b>	544 402 044 <b>B18</b>	541 400 036 <b>A17</b>	VW	063
1.8 (66 kW) *			561 400 060 <b>D21</b>	560 408 054 <b>D24</b> 560 409 054 <b>D59</b> 544 402 044 <b>B18</b> 574 012 068 <b>E11</b>	556 400 048 <b>C14</b> 541 400 036 <b>A17</b> 553 400 047 <b>C10</b> 570 409 064 <b>E13</b>	VW VW VW VW	027 075 063 065 096
1.8 (82 kW) *			561 400 060 <b>D21</b>	560 408 054 <b>D24</b> 560 409 054 <b>D59</b> 574 012 068 <b>E11</b>	556 400 048 <b>C14</b> 553 400 047 <b>C10</b> 570 409 064 <b>E13</b>	VW VW VW	027 075 065 096
<b>GOLF II (19E, 1G1)</b>	08/83 - 12/92						
1.0 (33 kW) / 1.3 (37/40/43 kW) / 1.3 CAT (40 kW) *			561 400 060 <b>D21</b> 552 401 052 <b>C6</b>	544 402 044 <b>B18</b>	541 400 036 <b>A17</b>	VW VW	075 063
1.6 (51 kW) *			561 400 060 <b>D21</b>	560 409 054 <b>D59</b> 544 402 044 <b>B18</b>	541 400 036 <b>A17</b> 553 400 047 <b>C10</b>	VW VW	075 063 065
1.6 (51 kW) *			563 400 061 <b>D15</b> 561 400 060 <b>D21</b>	560 408 054 <b>D24</b> 560 409 054 <b>D59</b>	556 400 048 <b>C14</b> 553 400 047 <b>C10</b>	VW VW	027 075 065
1.8 (62 kW) / 1.8 i CAT (66 kW) / 1.8 Syncro (66/72 kW) / 1.8 i Syncro CAT (66 kW) / 1.8 GTI (77/79/82 kW) / 1.8 GTI CAT (79 kW) / 1.8 GTI 16V (95/102 kW) / 1.8 GTI G60 (118 kW) / 1.8 GTI G60 Syncro (118 kW) / 2.0 (57 kW) *			563 400 061 <b>D15</b> 561 400 060 <b>D21</b>	560 408 054 <b>D24</b> 560 409 054 <b>D59</b> 544 402 044 <b>B18</b>	556 400 048 <b>C14</b> 541 400 036 <b>A17</b> 553 400 047 <b>C10</b>	VW VW VW VW	027 075 063 065
1.6 D (37 kW) / 1.6 TD (44/51/55/59 kW) *			563 400 061 <b>D15</b> 561 400 060 <b>D21</b> 574 402 075 <b>E38</b>	560 408 054 <b>D24</b> 560 409 054 <b>D59</b>	556 400 048 <b>C14</b>	VW VW	027 075 100
<b>GOLF III (1H1)</b>	08/91 - 09/97						
1.0 (37 kW)			552 401 052 <b>C6</b>	544 402 044 <b>B18</b>	541 400 036 <b>A17</b>	VW	063
1.3 (40 kW) *			563 400 061 <b>D15</b> 552 401 052 <b>C6</b> 554 400 053 <b>C30</b>	544 402 044 <b>B18</b> 552 400 047 <b>C22</b>	541 400 036 <b>A17</b> 545 412 040 <b>B19</b>	VW VW VW	027 063 012
1.4 (40 kW) *			563 400 061 <b>D15</b> 552 401 052 <b>C6</b> 554 400 053 <b>C30</b>	560 408 054 <b>D24</b> 544 402 044 <b>B18</b>	541 400 036 <b>A17</b> 545 412 040 <b>B19</b>	VW VW	027 063 012
1.6 (55 kW) *			563 400 061 <b>D15</b> 561 400 060 <b>D21</b> 554 400 053 <b>C30</b>	560 408 054 <b>D24</b> 560 409 054 <b>D59</b>	545 412 040 <b>B19</b> 553 400 047 <b>C10</b>	VW VW VW	027 075 012 065
1.8 (55 kW) / 1.8 Syncro (66 kW) / 2.0 (85 kW) *			561 400 060 <b>D21</b> 577 400 078 <b>E44</b>	560 408 054 <b>D24</b> 560 409 054 <b>D59</b>	556 400 048 <b>C14</b> 553 400 047 <b>C10</b>	VW VW VW	027 075 065 096




FORD  
VW  
▲  
\*

Adapter/Adattatore/Adaptateur/Adaptador/Адаптер  
Adapter/Adattatore/Adaptateur/Adaptador/Адаптер  
For cars with Start/Stop (Must replace AGM with AGM, EFB with EFB)  
Please check as 2 different size batteries can be fitted depending on electrical options

**VARTA**  
BY JOHNSON CONTROLS

		<b>Start Stop Plus / Start Stop</b> ... B51 2 / B60 2	<b>SILVER dynamic</b> ... 316 2	<b>BLUE dynamic</b> ... 313 2	<b>BLACK dynamic</b> ... 312 2		<b>UK</b>
<b>VW</b>							
<b>GOLF III (1H1)</b>	08/91 - 09/97						
1.8 (66 kW) *			563 400 061 <i>D15</i> 561 400 060 <i>D21</i> 577 400 078 <i>E44</i>	560 408 054 <i>D24</i> 560 409 054 <i>D59</i>	556 400 048 <i>C14</i> 553 400 047 <i>C10</i>	VW VW VW VW	027 075 065 096
2.0 GL (79 kW) *			561 400 060 <i>D21</i>	560 408 054 <i>D24</i> 560 409 054 <i>D59</i>	556 400 048 <i>C14</i> 553 400 047 <i>C10</i>	VW VW VW	027 075 065
2.0 Syncro (85 kW) / 2.0 GTI 16V (110 kW) *			561 400 060 <i>D21</i> 577 400 078 <i>E44</i>	560 408 054 <i>D24</i> 560 409 054 <i>D59</i> 574 012 068 <i>E11</i>	556 400 048 <i>C14</i> 570 409 064 <i>E13</i>	VW VW VW	027 075 096
2.8 VR6 (128 kW) / 2.9 VR6 Syncro (140 kW) *			577 400 078 <i>E44</i>	560 408 054 <i>D24</i> 574 012 068 <i>E11</i>	556 400 048 <i>C14</i> 570 409 064 <i>E13</i>	VW VW	027 096
2.8 VR6 (120 kW) *			577 400 078 <i>E44</i>	560 408 054 <i>D24</i> 574 012 068 <i>E11</i>	556 400 048 <i>C14</i> 570 409 064 <i>E13</i>	VW VW	027 096
1.9 SDI (47 kW) / 1.9 D (48 kW) / 1.9 TD,GTD (55 kW) / 1.9 TDI (66/81 kW) / 1.9 TDI Syncro (66 kW) *			585 200 080 <i>F18</i> 577 400 078 <i>E44</i>	574 012 068 <i>E11</i>	570 409 064 <i>E13</i>	VW VW	110 096
<b>GOLF III Variant (1H5)</b>	07/93 - 04/99						
1.4 (40 kW) *			563 400 061 <i>D15</i> 552 401 052 <i>C6</i> 554 400 053 <i>C30</i>	560 408 054 <i>D24</i> 544 402 044 <i>B18</i> 552 400 047 <i>C22</i>	541 400 036 <i>A17</i> 545 412 040 <i>B19</i>	VW VW VW	027 063 012
1.6 (55 kW) *			563 400 061 <i>D15</i> 561 400 060 <i>D21</i> 554 400 053 <i>C30</i>	560 408 054 <i>D24</i> 560 409 054 <i>D59</i> 552 400 047 <i>C22</i>	545 412 040 <i>B19</i> 553 400 047 <i>C10</i>	VW VW VW	027 075 012 065
1.8 (55 kW) *			561 400 060 <i>D21</i> 577 400 078 <i>E44</i>	560 408 054 <i>D24</i> 560 409 054 <i>D59</i>	556 400 048 <i>C14</i> 553 400 047 <i>C10</i>	VW VW VW	027 075 065 096
1.8 Syncro (66 kW) / 2.0 Syncro (85 kW) / 2.9 VR6 (140 kW) / 2.9 VR6 Syncro (140 kW) *			577 400 078 <i>E44</i>	560 408 054 <i>D24</i> 574 012 068 <i>E11</i>	556 400 048 <i>C14</i> 570 409 064 <i>E13</i>	VW VW	027 096
2.0 (79 kW) *			577 400 078 <i>E44</i>	560 408 054 <i>D24</i> 574 012 068 <i>E11</i>	556 400 048 <i>C14</i> 570 409 064 <i>E13</i>	VW VW	027 096
2.0 (85 kW) *			577 400 078 <i>E44</i>	560 408 054 <i>D24</i>	556 400 048 <i>C14</i>	VW VW	027 096
1.9 SDI (47 kW) / 1.9 D (48 kW) / 1.9 TD (55 kW) / 1.9 TDI (66/81 kW) / 1.9 TDI Syncro (66 kW) *			585 200 080 <i>F18</i>	574 012 068 <i>E11</i>	570 409 064 <i>E13</i>	VW VW	110 096
<b>GOLF III Cabriolet (1E7)</b>	07/93 - 05/98						
1.6 (74 kW) *			563 400 061 <i>D15</i> 561 400 060 <i>D21</i> 554 400 053 <i>C30</i>	560 408 054 <i>D24</i> 560 409 054 <i>D59</i> 552 400 047 <i>C22</i>	545 412 040 <i>B19</i> 553 400 047 <i>C10</i>	VW VW VW	027 075 012 065
1.8 (55 kW) *			561 400 060 <i>D21</i> 577 400 078 <i>E44</i>	560 408 054 <i>D24</i> 560 409 054 <i>D59</i>	556 400 048 <i>C14</i> 553 400 047 <i>C10</i>	VW VW VW	027 075 065 096
2.0 (85 kW) *			577 400 078 <i>E44</i>	560 408 054 <i>D24</i>	556 400 048 <i>C14</i>	VW VW	027 096
1.9 TDI (66 kW) *			600 402 083 <i>H3</i>	574 012 068 <i>E11</i>	570 409 064 <i>E13</i>	VW VW	019 096
<b>GOLF IV (1J1)</b>	08/97 - 06/05						
1.0 (43 kW) / 1.0 Turbo (82 kW)			552 401 052 <i>C6</i>	544 402 044 <i>B18</i>	541 400 036 <i>A17</i>		063
1.4 16V (55 kW) / 1.6 (68/74/75/78/74 kW) / 1.6 16V (77 kW) *			563 400 061 <i>D15</i> 554 400 053 <i>C30</i>	552 400 047 <i>C22</i>	545 412 040 <i>B19</i>		027 012
1.6 FSI (81 kW) *			563 400 061 <i>D15</i> 554 400 053 <i>C30</i>	560 408 054 <i>D24</i> 552 400 047 <i>C22</i>			027 012
1.8 (66 kW) *		570 901 076 <i>E39</i>	563 400 061 <i>D15</i> 577 400 078 <i>E44</i>	560 408 054 <i>D24</i> 574 012 068 <i>E11</i>	556 400 048 <i>C14</i> 570 409 064 <i>E13</i>		027 096AGM 096




FORD Adapter/Adattatore/Adaptateur/Adaptador/Адаптер  
 VW Adapter/Adattatore/Adaptateur/Adaptador/Адаптер  
 For cars with Start/Stop (Must replace AGM with AGM, EFB with EFB)  
 \* Please check as 2 different size batteries can be fitted depending on electrical options



		<b>Start Stop Plus / Start Stop</b> ... B51 2 / B60 2	<b>SILVER dynamic</b> ... 316 2	<b>BLUE dynamic</b> ... 313 2	<b>BLACK dynamic</b> ... 312 2		<b>UK</b>
<b>VW</b>							
<b>GOLF IV (1J1)</b>	08/97 - 06/05						
1.8 (77 kW) *		570 901 076 E39	563 400 061 D15	560 408 054 D24	556 400 048 C14		027 096AGM 096
1.8 (92 kW) / 1.8 4motion (92 kW) / 1.8 T (110 kW) / 1.8 T GTI (132 kW) / 2.0 (85 kW) / 2.0 4motion (85 kW) / 2.3 V5 (110/125 kW) / 2.3 V5 4motion (110/125 kW) *		570 901 076 E39	563 400 061 D15 577 400 078 E44	574 012 068 E11	570 409 064 E13		027 096AGM 096
2.8 V6 4motion (150 kW) / 3.2 R32 4motion (177 kW) *		570 901 076 E39	563 400 061 D15 585 200 080 F18 577 400 078 E44	560 408 054 D24 580 406 074 F17 574 012 068 E11	556 400 048 C14 570 409 064 E13		027 096AGM 110 096
1.6 D (40 kW)			563 400 061 D15	560 408 054 D24	556 400 048 C14		027
1.9 SDI (50 kW) / 1.9 TDI (66/74/81/85/96/110 kW) / 1.9 TDI 4motion (66/74/85/96/110 kW) *		570 901 076 E39	585 200 080 F18 577 400 078 E44	580 406 074 F17 574 012 068 E11	570 409 064 E13		096AGM 110 096
1.9 TD (55 kW) *		570 901 076 E39	585 200 080 F18 577 400 078 E44	580 406 074 F17 574 012 068 E11	570 409 064 E13		096AGM 110 096
2.8 (128 kW) / 2.8 VR6 (130/147 kW) *		570 901 076 E39	563 400 061 D15 585 200 080 F18 577 400 078 E44	560 408 054 D24 580 406 074 F17 574 012 068 E11	556 400 048 C14 570 409 064 E13		027 096AGM 110 096
<b>GOLF IV Variant (1J5)</b>	05/99 - 06/06						
1.4 16V (55 kW) / 1.6 (74/75 kW) / 1.6 FSi (81 kW) *			563 400 061 D15 554 400 053 C30	560 408 054 D24 552 400 047 C22	556 400 048 C14 545 412 040 B19		027 012
1.6 16V (77 kW) *			563 400 061 D15 554 400 053 C30	560 408 054 D24 552 400 047 C22			027 012
1.6 FSi (85 kW) *			563 400 061 D15 554 400 053 C30	560 408 054 D24 552 400 047 C22			027 012
1.8 4motion (92 kW) / 1.8 T (110 kW) / 2.0 (85 kW) / 2.0 4motion (85 kW) / 2.0 Bi-Fuel (85 kW) / 2.3 V5 (110/125 kW) / 2.3 V5 4motion (110/125 kW) / 2.8 V6 4motion (150 kW) *		570 901 076 E39	563 400 061 D15 577 400 078 E44	560 408 054 D24 574 012 068 E11	556 400 048 C14 570 409 064 E13		027 096AGM 096
1.9 SDI (50 kW) / 1.9 TDI (66/74/81/85/96 kW) / 1.9 TDI 4motion (66/74/85/96 kW) / 1.9 TDi GTi (110 kW) *		570 901 076 E39	585 200 080 F18 577 400 078 E44	580 406 074 F17 574 012 068 E11	570 409 064 E13		096AGM 110 096
<b>GOLF IV Cabriolet (1E7)</b>	06/98 - 06/02						
1.6 (74 kW)			563 400 061 D15	560 408 054 D24	556 400 048 C14		027
1.8 (55 kW) / 2.0 (85 kW) *		570 901 076 E39	563 400 061 D15 577 400 078 E44	560 408 054 D24 574 012 068 E11	556 400 048 C14 570 409 064 E13		027 096AGM 096
1.9 TDI (66 kW) *		570 901 076 E39	577 400 078 E44	574 012 068 E11	570 409 064 E13		096AGM 096
<b>GOLF V (1K1)</b>	10/03 →						
1.0 (48 kW)			554 400 053 C30	552 400 047 C22			012
1.4 16V (55 kW) / 1.4 FSi (66 kW) / 1.4 TSI (90/125 kW) / 1.6 (75 kW) / 1.6 FSi (85 kW) *			563 400 061 D15 554 400 053 C30	560 408 054 D24 552 400 047 C22			027 012
1.6 (67 kW) / 1.6 MultiFuel (75 kW) / 1.6 FSi (74 kW) *			563 400 061 D15 554 400 053 C30	560 408 054 D24 552 400 047 C22			027 012
1.8 GTi (132 kW) / 1.8 (73 kW) / 2.0 FSi (110 kW) / 2.0 FSi 4motion (110 kW) / 2.0 GTI (147/169 kW) *		570 901 076 E39	563 400 061 D15 577 400 078 E44	560 408 054 D24 574 012 068 E11			027 096AGM 096
2.0 (85 kW) *		570 901 076 E39	563 400 061 D15 585 200 080 F18 577 400 078 E44	560 408 054 D24 580 406 074 F17 574 012 068 E11			027 096AGM 110 096
1.8 Hybrid (73 kW)		570 901 076 E39					096AGM





FORD  
VW  
▲  
\*

Adapter/Adattatore/Adaptateur/Adaptador/Адаптер  
Adapter/Adattatore/Adaptateur/Adaptador/Адаптер  
For cars with Start/Stop (Must replace AGM with AGM, EFB with EFB)  
Please check as 2 different size batteries can be fitted depending on electrical options

**VARTA**  
BY JOHNSON CONTROLS

		<b>Start Stop Plus / Start Stop</b> ... B51 2 / B60 2	<b>SILVER dynamic</b> ... 316 2	<b>BLUE dynamic</b> ... 313 2	<b>BLACK dynamic</b> ... 312 2		<b>UK</b>
<b>VW</b>							
<b>GOLF V (1K1)</b>	10/03 →						
2.5 FSi VR5 (110 kW) *		570 901 076 <b>E39</b>	563 400 061 <b>D15</b> 585 200 080 <b>F18</b> 577 400 078 <b>E44</b>	560 408 054 <b>D24</b> 580 406 074 <b>F17</b> 574 012 068 <b>E11</b>			027 096AGM 110 096
3.2 R32 4motion (177 kW) / 3.2 (184 kW) / 1.9 SDi (47 kW) *		570 901 076 <b>E39</b>	585 200 080 <b>F18</b> 577 400 078 <b>E44</b>	580 406 074 <b>F17</b> 574 012 068 <b>E11</b>			096AGM 110 096
3.2 R32 4motion (184 kW) / 1.9 TDI (66/77 kW) / 1.9 TDI 4motion (77 kW) / 2.0 SDi (55 kW) / 2.0 TDI (100/103/125 kW) / 2.0 TDI 4motion (103 kW) / 2.0 TDI 16V (103 kW) / 2.0 TDI 16V 4motion (103 kW) *		570 901 076 <b>E39</b>	585 200 080 <b>F18</b> 577 400 078 <b>E44</b>	580 406 074 <b>F17</b> 574 012 068 <b>E11</b>			096AGM 110 096
<b>GOLF V Variant (1K5)</b>	06/07 →						
1.4 (59 kW) / 1.4 TSI (90/103/125 kW) / 1.6 (75 kW) *			563 400 061 <b>D15</b> 554 400 053 <b>C30</b>	560 408 054 <b>D24</b> 552 400 047 <b>C22</b>			027 012
1.4 TSI (118 kW) / 1.6 MultiFuel (75 kW) *			563 400 061 <b>D15</b> 554 400 053 <b>C30</b>	560 408 054 <b>D24</b> 552 400 047 <b>C22</b>			027 012
2.0 (147 kW) *		570 901 076 <b>E39</b>	563 400 061 <b>D15</b> 585 200 080 <b>F18</b> 577 400 078 <b>E44</b>	580 406 074 <b>F17</b> 552 400 047 <b>C22</b> 574 012 068 <b>E11</b>			027 096AGM 110 012 096
1.9 TDI (77 kW) *		570 901 076 <b>E39</b>	585 200 080 <b>F18</b>	574 012 068 <b>E11</b>			096AGM 110 096
1.9 TDI 4motion (77 kW) *		570 901 076 <b>E39</b>	585 200 080 <b>F18</b>	574 012 068 <b>E11</b>			096AGM 110 096
2.0 TDI (100 kW) *		570 901 076 <b>E39</b>	585 200 080 <b>F18</b> 577 400 078 <b>E44</b>	580 406 074 <b>F17</b> 574 012 068 <b>E11</b>			096AGM 110 096
2.0 TDI 4motion (100 kW) *		570 901 076 <b>E39</b>	585 200 080 <b>F18</b> 577 400 078 <b>E44</b>	580 406 074 <b>F17</b> 574 012 068 <b>E11</b>			096AGM 110 096
2.0 TDI (103 kW) / 2.0 TDI 16V (103 kW) *		570 901 076 <b>E39</b>	585 200 080 <b>F18</b> 577 400 078 <b>E44</b>	580 406 074 <b>F17</b> 574 012 068 <b>E11</b>			096AGM 110 096
<b>GOLF VI (5K1)</b>	10/08 →						
1.2 TSI (77 kW) *		560 500 056 <b>D53</b> 560 901 068 <b>D52</b>					027EFB 027AGM
1.4 (59 kW) / 1.6 (75 kW) / 1.4 TSI (90/118 kW) / 1.6 BiFuel (75 kW) *			563 400 061 <b>D15</b> 554 400 053 <b>C30</b>	560 408 054 <b>D24</b> 552 400 047 <b>C22</b>			027 012
2.0 TSI (147 kW) / 2.0 R 4motion (199 kW) / 2.5 FSi (125 kW) / 1.6 TDI (66 kW) / 2.0 TDI (81/100/103/125 kW) / 2.0 TDI 4motion (103 kW) *		570 901 076 <b>E39</b>	585 200 080 <b>F18</b> 577 400 078 <b>E44</b>	580 406 074 <b>F17</b> 574 012 068 <b>E11</b>			096AGM 110 096
1.6 TDI (77 kW)		570 901 076 <b>E39</b>					096AGM
<b>GOLF VI Variant (AJ5)</b>	07/09 →						
1.2 TSI (77 kW)		560 901 068 <b>D52</b>					027AGM
1.4 (59 kW) / 1.4 TSI (90/118 kW) *			563 400 061 <b>D15</b> 554 400 053 <b>C30</b>	560 408 054 <b>D24</b> 552 400 047 <b>C22</b>			027 012
1.6 (75 kW) *		570 901 076 <b>E39</b>	563 400 061 <b>D15</b> 577 400 078 <b>E44</b>	560 408 054 <b>D24</b> 574 012 068 <b>E11</b>			027 096AGM 096
1.6 TDI (66 kW)		570 901 076 <b>E39</b>					096AGM
1.6 TDI 4motion (77 kW) / 2.0 TDI (103 kW) *		570 901 076 <b>E39</b>	585 200 080 <b>F18</b> 577 400 078 <b>E44</b>	580 406 074 <b>F17</b> 574 012 068 <b>E11</b>			096AGM 110 096
<b>GOLF PLUS (5M1, 521)</b>	01/05 →						
1.0 (48 kW)			554 400 053 <b>C30</b>	552 400 047 <b>C22</b>			012
1.2 TSI (77 kW)		560 901 068 <b>D52</b>					027AGM




FORD  
  
  
 Adapter/Adattatore/Adaptateur/Adaptador/Адаптер  
 Adapter/Adattatore/Adaptateur/Adaptador/Адаптер  
 For cars with Start/Stop (Must replace AGM with AGM, EFB with EFB)  
 \* Please check as 2 different size batteries can be fitted depending on electrical options

		<b>Start Stop Plus / Start Stop</b> ... B51 2 / B60 2	<b>SILVER dynamic</b> ... 316 2	<b>BLUE dynamic</b> ... 313 2	<b>BLACK dynamic</b> ... 312 2		<b>UK</b>
<b>VW</b>							
<b>GOLF PLUS (5M1, 521)</b>	01/05 →						
1.4 16V (55 kW) / 1.4 FSI (66 kW) / 1.4 TSI (90/118 kW) / 1.6 (75 kW) / 1.6 FSI (85 kW) *			563 400 061 <b>D15</b> 554 400 053 <b>C30</b>	560 408 054 <b>D24</b> 552 400 047 <b>C22</b>			027 012
1.6 (67 kW) / 1.6 MultiFuel (75 kW) *			563 400 061 <b>D15</b> 554 400 053 <b>C30</b>	560 408 054 <b>D24</b> 552 400 047 <b>C22</b>			027 012
1.8 (73 kW) / 1.8 Hybrid (73 kW) *		570 901 076 <b>E39</b>	563 400 061 <b>D15</b> 577 400 078 <b>E44</b>	560 408 054 <b>D24</b> 574 012 068 <b>E11</b>			027 096AGM 096
2.0 FSI (110 kW) *		570 901 076 <b>E39</b>	563 400 061 <b>D15</b> 585 200 080 <b>F18</b> 577 400 078 <b>E44</b>	560 408 054 <b>D24</b> 580 406 074 <b>F17</b> 574 012 068 <b>E11</b>			027 096AGM 110 096
1.6 TDI (77 kW)		570 901 076  <b>E39</b>					096AGM
1.9 SDI (47 kW) / 2.0 TDI (81 kW) *		570 901 076 <b>E39</b>	585 200 080 <b>F18</b> 577 400 078 <b>E44</b>	580 406 074 <b>F17</b> 574 012 068 <b>E11</b>			096AGM 110 096
1.9 TDI (66 kW) / 2.0 TDI (96/100/103 kW) / 2.0 TDI 16V (103 kW) *		570 901 076 <b>E39</b>	585 200 080 <b>F18</b> 577 400 078 <b>E44</b>	580 406 074 <b>F17</b> 574 012 068 <b>E11</b>			096AGM 110 096
<b>JETTA I (16)</b>	08/78 - 02/84						
1.1 (37 kW) / 1.3 (43/44 kW) / 1.5 (51 kW) / 1.6 (55/63 kW) *			561 400 060 <b>D21</b> 552 401 052 <b>C6</b>	544 402 044 <b>B18</b> 560 408 054 <b>D24</b>	541 400 036 <b>A17</b>	VW VW	075 063
1.6 GLI (81 kW) *			561 400 060 <b>D21</b> 552 401 052 <b>C6</b>	544 402 044 <b>B18</b> 574 012 068 <b>E11</b>	541 400 036 <b>A17</b> 570 409 064 <b>E13</b>	VW VW VW	027 075 063 096
1.6 (55 kW) *			561 400 060 <b>D21</b> 552 401 052 <b>C6</b>	544 402 044 <b>B18</b>	541 400 036 <b>A17</b>	VW VW	075 063
1.7 (57 kW) *				560 408 054 <b>D24</b> 574 012 068 <b>E11</b>	556 400 048 <b>C14</b> 570 409 064 <b>E13</b>	VW VW	027 096
1.8 (82 kW) *			561 400 060 <b>D21</b>	560 408 054 <b>D24</b> 544 402 044 <b>B18</b> 574 012 068 <b>E11</b>	556 400 048 <b>C14</b> 541 400 036 <b>A17</b> 570 409 064 <b>E13</b>	VW VW VW VW	027 075 063 096
1.6 D (40 kW) / 1.6 TD (51 kW) *			574 402 075 <b>E38</b>	560 408 054 <b>D24</b> 560 409 054 <b>D59</b> 574 012 068 <b>E11</b>	556 400 048 <b>C14</b>	VW VW VW	027 075 100 096
<b>JETTA II (19E, 1G2)</b>	01/84 - 12/92						
1.3 (40 kW) / 1.3 CAT (40 kW) / 1.6 (51/53/55 kW) *			561 400 060 <b>D21</b> 552 401 052 <b>C6</b>	544 402 044 <b>B18</b>	541 400 036 <b>A17</b>	VW VW	075 063
1.8 (62 kW) / 1.8 CAT (66/79 kW) / 1.8 Syncro (66/72 kW) / 1.8 16V (95/102 kW) *			561 400 060 <b>D21</b>	560 408 054 <b>D24</b> 544 402 044 <b>B18</b> 574 012 068 <b>E11</b>	556 400 048 <b>C14</b> 541 400 036 <b>A17</b> 570 409 064 <b>E13</b>	VW VW VW VW	027 075 063 096
1.8 Syncro (62 kW) / 1.7 (57 kW) / 1.8 (70/77 kW) / 2.0 (100 kW) *				560 408 054 <b>D24</b> 574 012 068 <b>E11</b>	556 400 048 <b>C14</b> 570 409 064 <b>E13</b>	VW VW	027 096
1.6 D (40 kW) / 1.6 TD (44/51/59 kW) *			574 402 075 <b>E38</b>	560 408 054 <b>D24</b> 560 409 054 <b>D59</b> 574 012 068 <b>E11</b>	556 400 048 <b>C14</b>	VW VW VW	027 075 100 096
<b>JETTA III (1K2)</b>	08/05 →						
1.4 TSI (90 kW)			563 400 061 <b>D15</b>	560 408 054 <b>D24</b>			027
1.4 TSI (118 kW)			563 400 061 <b>D15</b>	560 408 054 <b>D24</b>			027
1.6 (75 kW) / 1.6 FSI (85 kW) *		570 901 076 <b>E39</b>	563 400 061 <b>D15</b> 577 400 078 <b>E44</b>	560 408 054 <b>D24</b> 574 012 068 <b>E11</b>			027 096AGM 096
1.6 MultiFuel (75 kW) *		570 901 076 <b>E39</b>	563 400 061 <b>D15</b> 577 400 078 <b>E44</b>	560 408 054 <b>D24</b> 574 012 068 <b>E11</b>			027 096AGM 096




FORD  
VW  
  
\*

Adapter/Adattatore/Adaptateur/Adaptador/Адаптер  
Adapter/Adattatore/Adaptateur/Adaptador/Адаптер  
For cars with Start/Stop (Must replace AGM with AGM, EFB with EFB)  
Please check as 2 different size batteries can be fitted depending on electrical options

  
BY JOHNSON CONTROLS

		<b>Start Stop Plus / Start Stop</b> ... B51 2 / B60 2	<b>SILVER dynamic</b> ... 316 2	<b>BLUE dynamic</b> ... 313 2	<b>BLACK dynamic</b> ... 312 2		<b>UK</b>
<b>VW</b>							
<b>JETTA III (1K2)</b>	08/05 →						
2.0 FSI (110 kW) / 2.0 TFSI (147 kW) / 2.5 FSI (125 kW) *		570 901 076 <b>E39</b>	563 400 061 <b>D15</b> 585 200 080 <b>F18</b> 577 400 078 <b>E44</b>	560 408 054 <b>D24</b> 580 406 074 <b>F17</b> 574 012 068 <b>E11</b>			027 096AGM 110 096
2.0 (136 kW) / 1.6 TDI (77 kW) *		570 901 076 <b>E39</b>	563 400 061 <b>D15</b> 585 200 080 <b>F18</b> 577 400 078 <b>E44</b>	560 408 054 <b>D24</b> 580 406 074 <b>F17</b> 574 012 068 <b>E11</b>			027 096AGM 110 096
2.5 FSI (110 kW) *		570 901 076 <b>E39</b>	563 400 061 <b>D15</b> 585 200 080 <b>F18</b> 577 400 078 <b>E44</b>	560 408 054 <b>D24</b> 580 406 074 <b>F17</b> 574 012 068 <b>E11</b>			027 096AGM 110 096
1.9 TDI (77 kW) / 2.0 TDI (100/103/125 kW) / 2.0 TDI 16V (103 kW) *		570 901 076 <b>E39</b>	585 200 080 <b>F18</b> 577 400 078 <b>E44</b>	580 406 074 <b>F17</b> 574 012 068 <b>E11</b>			096AGM 110 096
<b>KAEFER</b>	04/49 - 08/03						
1200 1.2 (25 kW)	07/72-12/85		552 401 052 <b>C6</b>	544 402 044 <b>B18</b>	541 400 036 <b>A17</b>	VW	063
1600 (34 kW) / 1600 i (34 kW)			552 401 052 <b>C6</b>	544 402 044 <b>B18</b>	541 400 036 <b>A17</b>	VW	063
1.3 LPG (30 kW) / 1.6 (36 kW)			552 401 052 <b>C6</b>	544 402 044 <b>B18</b>	541 400 036 <b>A17</b>	VW	063
<b>KAEFER Convertible (15)</b>	07/64 - 03/81						
1303 1.3 (32 kW)			552 401 052 <b>C6</b>	544 402 044 <b>B18</b>	541 400 036 <b>A17</b>	VW	063
<b>LUPO (6X1, 6E1)</b>	09/98 - 07/05						
1.0 (37 kW)			554 400 053 <b>C30</b>	552 400 047 <b>C22</b>	545 412 040 <b>B19</b>		012
1.0 (37 kW) *			563 400 061 <b>D15</b> 554 400 053 <b>C30</b>	552 400 047 <b>C22</b>	545 412 040 <b>B19</b>		027 012
1.4 (44 kW) / 1.4 16V (55/74 kW) *			563 400 061 <b>D15</b> 554 400 053 <b>C30</b>	560 408 054 <b>D24</b> 552 400 047 <b>C22</b>			027 012
1.4 FSI (77 kW) *		570 901 076 <b>E39</b>	563 400 061 <b>D15</b> 554 400 053 <b>C30</b> 577 400 078 <b>E44</b>	560 408 054 <b>D24</b> 552 400 047 <b>C22</b>			027 096AGM 012 096
1.6 (73 kW) / 1.6 Alcohol (76 kW) *		570 901 076 <b>E39</b>	563 400 061 <b>D15</b> 577 400 078 <b>E44</b>	560 408 054 <b>D24</b> 574 012 068 <b>E11</b>			027 096AGM 096
1.6 GTI (92 kW) *		570 901 076 <b>E39</b>	563 400 061 <b>D15</b> 577 400 078 <b>E44</b>	560 408 054 <b>D24</b> 574 012 068 <b>E11</b>			027 096AGM 096
1.2 TDI 3L (45 kW) *		570 901 076 <b>E39</b>	577 400 078 <b>E44</b>	574 012 068 <b>E11</b>			096AGM 096
1.4 TDI (55 kW) / 1.7 SDI (44 kW) *		570 901 076 <b>E39</b>	563 400 061 <b>D15</b> 577 400 078 <b>E44</b>	560 408 054 <b>D24</b> 574 012 068 <b>E11</b>	570 409 064 <b>E13</b>		027 096AGM 096
<b>NEW BEETLE (9C1, 1C1)</b>	01/98 →						
1.4 (55 kW) *		570 901 076 <b>E39</b>	563 400 061 <b>D15</b> 577 400 078 <b>E44</b>	560 408 054 <b>D24</b>			027 096AGM 096
1.6 (74 kW) / 1.8 T (110/132 kW) / 2.0 (85 kW) / 2.3 V5 (125 kW) *		570 901 076 <b>E39</b>	563 400 061 <b>D15</b> 577 400 078 <b>E44</b>	560 408 054 <b>D24</b> 574 012 068 <b>E11</b>	556 400 048 <b>C14</b> 570 409 064 <b>E13</b>		027 096AGM 096
2.5 (110 kW) *		570 901 076 <b>E39</b>	577 400 078 <b>E44</b>	560 408 054 <b>D24</b> 574 012 068 <b>E11</b>			027 096AGM 096
RSI 3.2 (165 kW) *		570 901 076 <b>E39</b>	577 400 078 <b>E44</b>	560 408 054 <b>D24</b>			027 096AGM 096
1.9 TDI (66 kW) *		570 901 076 <b>E39</b>	577 400 078 <b>E44</b>	560 408 054 <b>D24</b> 574 012 068 <b>E11</b>	570 409 064 <b>E13</b>		027 096AGM 096
<b>NEW BEETLE Convertible (1Y7)</b>	09/02 →						
1.4 (55 kW) *		570 901 076 <b>E39</b>	563 400 061 <b>D15</b> 577 400 078 <b>E44</b>	560 408 054 <b>D24</b>			027 096AGM 096

FORD Adapter/Adattatore/Adaptateur/Adaptador/Адаптер  
 VW Adapter/Adattatore/Adaptateur/Adaptador/Адаптер  
 \* For cars with Start/Stop (Must replace AGM with AGM, EFB with EFB)  
 \* Please check as 2 different size batteries can be fitted depending on electrical options

		<b>Start Stop Plus / Start Stop</b> ... B51 2 / B60 2	<b>SILVER dynamic</b> ... 316 2	<b>BLUE dynamic</b> ... 313 2	<b>BLACK dynamic</b> ... 312 2		<b>UK</b>
---	---	--	------------------------------------	----------------------------------	-----------------------------------	---	-----------




VW							
<b>NEW BEETLE Convertible (1Y7)</b>	09/02 →						
1.6 (75 kW) / 1.8 T (110 kW) / 2.0 (85 kW) / 2.5 (110 kW) *		570 901 076 E39	563 400 061 D15 577 400 078 E44	560 408 054 D24 574 012 068 E11			027 096AGM 096
1.9 TDI (74 kW) *		570 901 076 E39	577 400 078 E44	560 408 054 D24 574 012 068 E11			027 096AGM 096
<b>PARATI</b>	08/02 →						
1.0 (56 kW) *		570 901 076 E39	577 400 078 E44	574 012 068 E11			096AGM 096
<b>PASSAT (32B)</b>	08/80 - 12/88						
1.3 (40 kW) / 1.6 (51/53/55/55/63 kW) / 1.8 (64/66/82 kW) / 1.9 (85 kW) / 2.0 (85 kW) / 2.1 (85 kW) / 2.2 (85/100 kW) *			561 400 060 D21 552 401 052 C6	544 402 044 B18	541 400 036 A17	VW VW	075 063
1.6 D (40 kW) / 1.6 TD (51/59 kW) *			563 400 061 D15 574 402 075 E38	560 408 054 D24 560 409 054 D59 574 012 068 E11	556 400 048 C14	VW VW VW VW	027 075 100 096
<b>PASSAT Saloon (32B)</b>	08/84 - 03/88						
1.6 (51 kW) / 1.8 (64/66 kW) *			561 400 060 D21 552 401 052 C6	544 402 044 B18	541 400 036 A17	VW VW	075 063
2.0 (85 kW) *			563 400 061 D15 552 401 052 C6	560 408 054 D24 544 402 044 B18	556 400 048 C14 541 400 036 A17	VW VW	027 063
2.2 (85 kW) *			563 400 061 D15 561 400 060 D21 552 401 052 C6	560 408 054 D24 544 402 044 B18	556 400 048 C14 541 400 036 A17	VW VW VW	027 075 063
1.6 TD (51 kW) *			563 400 061 D15 574 402 075 E38	560 408 054 D24 560 409 054 D59 572 409 068 E43 574 012 068 E11	556 400 048 C14 570 144 064 E9 570 409 064 E13	VW VW VW VW	027 075 100 096
<b>PASSAT Variant (32B)</b>	08/80 - 06/89						
1.3 (40 kW) / 1.6 (51/53/55/55/63 kW) / 1.8 (64/66/82 kW) *			561 400 060 D21 552 401 052 C6	544 402 044 B18	541 400 036 A17	VW VW	075 063
1.8 Syncro (66 kW) *			552 401 052 C6 585 200 080 F18	544 402 044 B18 572 409 068 E43	541 400 036 A17 570 144 064 E9	VW VW VW	063 110 100
1.9 (85 kW) / 2.0 (85 kW) / 2.1 (85 kW) / 2.2 (85 kW) *			563 400 061 D15 561 400 060 D21 552 401 052 C6	560 408 054 D24 544 402 044 B18	556 400 048 C14 541 400 036 A17	VW VW VW	027 075 063
2.0 Syncro (85 kW) / 2.2 Syncro (88 kW) *			563 400 061 D15 552 401 052 C6 585 200 080 F18	560 408 054 D24 544 402 044 B18 572 409 068 E43	556 400 048 C14 541 400 036 A17 570 144 064 E9	VW VW VW VW	027 063 110 100
1.6 D (40 kW) / 1.6 TD (51 kW) *			563 400 061 D15 574 402 075 E38	560 408 054 D24 560 409 054 D59 574 012 068 E11	556 400 048 C14 570 409 064 E13	VW VW VW	027 075 100 096
<b>PASSAT (3A2, 35I)</b>	02/88 - 10/96						
1.6 (53 kW) / 1.8 (55/66/79/82 kW) / 1.8 16V (100 kW) / 1.8 GL (102 kW) / 2.0 (79/85 kW) / 2.0 16V (100 kW) *			561 400 060 D21	560 408 054 D24 544 402 044 B18	556 400 048 C14 541 400 036 A17	VW VW VW	027 075 063
1.8 G60 Syncro (79 kW) / 1.9 TDi (66 kW) *				560 408 054 D24 574 012 068 E11	556 400 048 C14 570 409 064 E13	VW VW	027 096
1.8 G60 Syncro (118 kW) / 2.8 VR6 (128 kW) *			585 200 080 F18	560 408 054 D24 572 409 068 E43 574 012 068 E11	556 400 048 C14 570 144 064 E9 570 409 064 E13	VW VW VW VW	027 110 100 096
2.0 Syncro (81 kW) / 2.0 16V (110 kW) *			585 200 080 F18	560 408 054 D24 572 409 068 E43	556 400 048 C14 570 144 064 E9	VW VW	027 110 100

FORD  
VW  
▲  
\*


Adapter/Adattatore/Adaptateur/Adaptador/Адаптер  
Adapter/Adattatore/Adaptateur/Adaptador/Адаптер  
For cars with Start/Stop (Must replace AGM with AGM, EFB with EFB)  
Please check as 2 different size batteries can be fitted depending on electrical options




**VARTA**  
BY JOHNSON CONTROLS



		<b>Start Stop Plus / Start Stop</b> ... B51 2 / B60 2	<b>SILVER dynamic</b> ... 316 2	<b>BLUE dynamic</b> ... 313 2	<b>BLACK dynamic</b> ... 312 2		<b>UK</b>
---	---	--	------------------------------------	----------------------------------	-----------------------------------	---	-----------

VW							
<b>PASSAT (3A2, 35I)</b>	02/88 - 10/96						
2.4 (125 kW) *			561 400 060 <b>D21</b>	560 408 054 <b>D24</b> 544 402 044 <b>B18</b> 574 012 068 <b>E11</b>	556 400 048 <b>C14</b> 541 400 036 <b>A17</b> 570 409 064 <b>E13</b>	VW VW VW VW	027 075 063 096
1.6 TD (59 kW) / 1.9 D (50 kW) / 1.9 TD (55 kW) / 1.9 TDI (66/81 kW) *			574 402 075 <b>E38</b>	560 408 054 <b>D24</b> 560 409 054 <b>D59</b> 574 012 068 <b>E11</b>	556 400 048 <b>C14</b> 570 409 064 <b>E13</b>	VW VW VW VW	027 075 100 096
2.0 (125 kW) *			585 200 080 <b>F18</b>	572 409 068 <b>E43</b>	570 144 064 <b>E9</b>	VW VW	110 100
<b>PASSAT Variant (3A5, 35I)</b>	02/88 - 06/97						
1.6 (53 kW) *			561 400 060 <b>D21</b> 552 401 052 <b>C6</b>	544 402 044 <b>B18</b>	541 400 036 <b>A17</b>	VW VW	075 063
1.8 (55 kW) / 1.8 16V (100 kW) *			561 400 060 <b>D21</b>	560 408 054 <b>D24</b> 544 402 044 <b>B18</b> 574 012 068 <b>E11</b>	556 400 048 <b>C14</b> 541 400 036 <b>A17</b> 570 409 064 <b>E13</b>	VW VW VW VW	027 075 063 096
1.8 G60 Syncro (118 kW) *			585 200 080 <b>F18</b>	560 408 054 <b>D24</b> 572 409 068 <b>E43</b> 574 012 068 <b>E11</b>	556 400 048 <b>C14</b> 570 144 064 <b>E9</b> 570 409 064 <b>E13</b>	VW VW VW VW	027 110 100 096
2.0 (79 kW) / 2.0 Syncro (81/85 kW) / 2.0 16V (100/110 kW) *			585 200 080 <b>F18</b>	580 406 074 <b>F17</b> 572 409 068 <b>E43</b>	570 144 064 <b>E9</b>	VW VW	110 100
2.0 (85 kW) *				580 406 074 <b>F17</b> 572 409 068 <b>E43</b>	570 144 064 <b>E9</b>	VW VW	110 100
2.8 VR6 (128 kW) / 2.9 VR6 Syncro (135 kW) / 2.8 CL Syncro (142 kW) *			585 200 080 <b>F18</b>	580 406 074 <b>F17</b> 572 409 068 <b>E43</b>	590 122 072 <b>F6</b> 570 144 064 <b>E9</b>	VW VW VW	017 110 100
1.6 TD (59 kW) *			574 402 075 <b>E38</b>	560 408 054 <b>D24</b> 560 409 054 <b>D59</b> 574 012 068 <b>E11</b>	556 400 048 <b>C14</b> 570 409 064 <b>E13</b>	VW VW VW VW	027 075 100 096
1.9 D (50 kW) / 1.9 TD (55 kW) / 1.9 TDI (66/81 kW) *			574 402 075 <b>E38</b>	560 408 054 <b>D24</b> 560 409 054 <b>D59</b> 572 409 068 <b>E43</b> 574 012 068 <b>E11</b>	556 400 048 <b>C14</b> 570 144 064 <b>E9</b> 570 409 064 <b>E13</b>	VW VW VW VW	027 075 100 096
1.9 TDi (66 kW) *				560 408 054 <b>D24</b> 572 409 068 <b>E43</b> 574 012 068 <b>E11</b>	556 400 048 <b>C14</b> 570 144 064 <b>E9</b> 570 409 064 <b>E13</b>	VW VW VW	027 100 096
<b>PASSAT (3B2)</b>	08/96 - 11/00						
1.6 (74 kW) *			563 400 061 <b>D15</b> 554 400 053 <b>C30</b>	552 400 047 <b>C22</b>	545 412 040 <b>B19</b>		027 012
1.8 (85 kW) *		570 901 076 <b>E39</b>	563 400 061 <b>D15</b> 577 400 078 <b>E44</b>	560 408 054 <b>D24</b> 552 400 047 <b>C22</b> 574 012 068 <b>E11</b>	556 400 048 <b>C14</b> 545 412 040 <b>B19</b> 570 409 064 <b>E13</b>		027 096AGM 012 096
1.8 (92 kW) / 1.8 Syncro/4motion (92 kW) / 1.8 T (110 kW) *		570 901 076 <b>E39</b>	563 400 061 <b>D15</b> 585 200 080 <b>F18</b> 577 400 078 <b>E44</b>	560 408 054 <b>D24</b> 574 012 068 <b>E11</b>	556 400 048 <b>C14</b> 570 409 064 <b>E13</b>		027 096AGM 110 096
1.8 T Syncro (110 kW) *		570 901 076 <b>E39</b>	563 400 061 <b>D15</b> 577 400 078 <b>E44</b>	560 408 054 <b>D24</b> 574 012 068 <b>E11</b>	556 400 048 <b>C14</b> 570 409 064 <b>E13</b>		027 096AGM 096
2.0 (88 kW) / 2.0 4motion (88 kW) / 2.3 VR5 (110 kW) / 2.3 VR5 Syncro/4motion (110 kW) / 2.8 V6 (132/140/142 kW) / 2.8 V6 4motion (140 kW) / 2.8 V6 Syncro/4motion (142 kW) / 1.9 TDI (66/74/81/85 kW) / 1.9 TDI Syncro/4motion (81 kW) / 1.9 TDI 4motion (85 kW) / 2.5 TDI (110 kW) / 2.5 TDI Syncro/4motion (110 kW) *		570 901 076 <b>E39</b>	585 200 080 <b>F18</b> 577 400 078 <b>E44</b>	580 406 074 <b>F17</b> 574 012 068 <b>E11</b>			096AGM 110 096




FORD Adapter/Adattatore/Adaptateur/Adaptador/Адаптер  
 VW Adapter/Adattatore/Adaptateur/Adaptador/Адаптер  
 For cars with Start/Stop (Must replace AGM with AGM, EFB with EFB)  
 \* Please check as 2 different size batteries can be fitted depending on electrical options

		<b>Start Stop Plus / Start Stop</b> ... B51 2 / B60 2	<b>SILVER dynamic</b> ... 316 2	<b>BLUE dynamic</b> ... 313 2	<b>BLACK dynamic</b> ... 312 2		<b>UK</b>
<b>VW</b>							
<b>PASSAT (3B2)</b>	08/96 - 11/00						
2.8 Syncro (132 kW) *		570 901 076 <b>E39</b>	585 200 080 <b>F18</b> 577 400 078 <b>E44</b>	580 406 074 <b>F17</b> 574 012 068 <b>E11</b>			096AGM 110 096
<b>PASSAT Variant (3B5)</b>	05/97 - 11/00						
1.6 (74 kW) *			563 400 061 <b>D15</b> 554 400 053 <b>C30</b>	<b>552 400 047 C22</b>	545 412 040 <b>B19</b>		027 012
1.8 (85 kW) *		570 901 076 <b>E39</b>	563 400 061 <b>D15</b> 577 400 078 <b>E44</b>	560 408 054 <b>D24</b> <b>552 400 047 C22</b> 574 012 068 <b>E11</b>	545 412 040 <b>B19</b> 570 409 064 <b>E13</b>		027 096AGM 012 096
1.8 Syncro/4motion (92 kW) / 1.8 T (110 kW) *		570 901 076 <b>E39</b>	563 400 061 <b>D15</b> 585 200 080 <b>F18</b> 577 400 078 <b>E44</b>	560 408 054 <b>D24</b> <b>574 012 068 E11</b>			027 096AGM 110 096
2.0 (88 kW) / 2.0 4motion (88 kW) / 2.3 VR5 (110 kW) / 2.3 VR5 Syncro/4motion (110 kW) / 2.8 V6 (132/140/142 kW) / 2.8 V6 4motion (140 kW) / 2.8 V6 Syncro/4motion (142 kW) / 1.9 TDI (66/74/81/85 kW) / 1.9 TDI Syncro/4motion (81 kW) / 1.9 TDI 4motion (85 kW) / 2.5 TDI (110 kW) / 2.5 TDI Syncro/4motion (110 kW) *		570 901 076 <b>E39</b>	585 200 080 <b>F18</b> 577 400 078 <b>E44</b>	580 406 074 <b>F17</b> <b>574 012 068 E11</b>			096AGM 110 096
2.8 Syncro (132 kW) *		570 901 076 <b>E39</b>	585 200 080 <b>F18</b> 577 400 078 <b>E44</b>	580 406 074 <b>F17</b> 574 012 068 <b>E11</b>			096AGM 110 096
<b>PASSAT (3B3)</b>	11/00 - 05/05						
1.6 (75 kW) *			563 400 061 <b>D15</b> 554 400 053 <b>C30</b>	<b>552 400 047 C22</b>			027 012
1.8 (92 kW) / 1.8 T 20V (110 kW) / 1.8 T (125 kW) *		570 901 076 <b>E39</b>	563 400 061 <b>D15</b> 577 400 078 <b>E44</b>	560 408 054 <b>D24</b> 574 012 068 <b>E11</b>			027 096AGM 096
1.8 4motion (125 kW) *		570 901 076 <b>E39</b>	563 400 061 <b>D15</b> 577 400 078 <b>E44</b>	560 408 054 <b>D24</b> 574 012 068 <b>E11</b>			027 096AGM 096
2.0 (85 kW) / 2.0 4motion (85 kW) / 2.3 V5 (125 kW) / 2.3 V5 4motion (125 kW) / 2.8 4motion (142 kW) / 4.0 W8 4motion (202 kW) *		570 901 076 <b>E39</b>	585 200 080 <b>F18</b> 577 400 078 <b>E44</b>	580 406 074 <b>F17</b> <b>574 012 068 E11</b>			027 096AGM 110 096
2.8 (142 kW) *		570 901 076 <b>E39</b>	585 200 080 <b>F18</b> 577 400 078 <b>E44</b>	580 406 074 <b>F17</b> 574 012 068 <b>E11</b>			096AGM 110 096
1.9 TDI (74 kW) / 1.9 TDI 4motion (96 kW) / 2.0 TDI (100 kW) / 2.5 TDI (110/120 kW) / 2.5 TDI 4motion (110/132 kW) *		570 901 076 <b>E39</b>	<b>585 200 080 F18</b> 577 400 078 <b>E44</b>	580 406 074 <b>F17</b> <b>574 012 068 E11</b>			096AGM 110 096
<b>PASSAT Variant (3B6)</b>	11/00 - 08/05						
1.6 (75 kW) *			563 400 061 <b>D15</b> 554 400 053 <b>C30</b>	<b>552 400 047 C22</b>			027 012
1.8 T 20V (110 kW) *		570 901 076 <b>E39</b>	563 400 061 <b>D15</b> 577 400 078 <b>E44</b>	560 408 054 <b>D24</b> 574 012 068 <b>E11</b>			027 096AGM 096
1.8 T (125 kW) / 1.8 4motion (125 kW) *		570 901 076 <b>E39</b>	563 400 061 <b>D15</b> 577 400 078 <b>E44</b>	560 408 054 <b>D24</b> 574 012 068 <b>E11</b>			027 096AGM 096
2.0 (85 kW) / 2.0 4motion (85 kW) / 2.3 VR5 (125 kW) / 2.3 VR5 4motion (125 kW) / 2.8 4motion (142 kW) / 4.0 W8 4motion (202 kW) *		570 901 076 <b>E39</b>	585 200 080 <b>F18</b> 577 400 078 <b>E44</b>	580 406 074 <b>F17</b> <b>574 012 068 E11</b>			027 096AGM 110 096
1.9 TDI (74 kW) / 1.9 TDI 4motion (96 kW) / 2.0 TDI (100 kW) / 2.5 TDI (110/120 kW) / 2.5 TDI 4motion (110/132 kW) *		570 901 076 <b>E39</b>	<b>585 200 080 F18</b> 577 400 078 <b>E44</b>	580 406 074 <b>F17</b> <b>574 012 068 E11</b>			096AGM 110 096





FORD  
VW  
▲  
\*

Adapter/Adattatore/Adaptateur/Adaptador/Адаптер  
Adapter/Adattatore/Adaptateur/Adaptador/Адаптер  
For cars with Start/Stop (Must replace AGM with AGM, EFB with EFB)  
Please check as 2 different size batteries can be fitted depending on electrical options

**VARTA**  
BY JOHNSON CONTROLS

		<b>Start Stop Plus / Start Stop</b> ... B51 2 / B60 2	<b>SILVER dynamic</b> ... 316 2	<b>BLUE dynamic</b> ... 313 2	<b>BLACK dynamic</b> ... 312 2		<b>UK</b>
<b>VW</b>							
<b>PASSAT (3C2)</b>	03/05 →						
1.4 TSI (90 kW) / 1.4 TSI EcoFuel (110 kW) / 1.6 TDI (77 kW)		570 901 076 <b>E39</b>					096AGM
1.6 (75 kW) / 1.6 FSI (85 kW) *		570 901 076 <b>E39</b>	563 400 061 <b>D15</b> 577 400 078 <b>E44</b>	560 408 054 <b>D24</b> 574 012 068 <b>E11</b>			027 096AGM 012 096
1.8 TSI (112 kW) *		570 901 076 <b>E39</b>	563 400 061 <b>D15</b> 577 400 078 <b>E44</b>	560 408 054 <b>D24</b> 574 012 068 <b>E11</b>			027 096AGM 096
2.0 FSI (110 kW) / 2.0 FSI 4motion (110 kW) / 2.0 TFSI (147 kW) *		570 901 076 <b>E39</b>		560 408 054 <b>D24</b>			027 096AGM 110 096
2.0 FSI (125 kW) / 3.6 FSi (206 kW) / 2.0 TDI (88/100 kW) / 2.0 TDI 4motion (125 kW) *		570 901 076 <b>E39</b>	585 200 080 <b>F18</b> 577 400 078 <b>E44</b>	580 406 074 <b>F17</b> 574 012 068 <b>E11</b>			096AGM 110 096
3.2 FSI (184 kW) / 3.6 R36 4motion (220 kW) *		595 901 085 <b>G14</b> 570 901 076 <b>E39</b>	585 200 080 <b>F18</b> 577 400 078 <b>E44</b>	580 406 074 <b>F17</b> 574 012 068 <b>E11</b>			019AGM 096AGM 110 096
3.6 FSI 4motion (206 kW) *		595 901 085 <b>G14</b> 570 901 076 <b>E39</b>	600 402 083 <b>H3</b> 585 200 080 <b>F18</b> 577 400 078 <b>E44</b>	580 406 074 <b>F17</b> 574 012 068 <b>E11</b>			019AGM 019 096AGM 110 096
1.9 TDI (77 kW) / 2.0 TDI (90/103/120/125 kW) / 2.0 TDI 4motion (103 kW) / 2.0 TDI 16V (103 kW) / 2.0 TDI 16V 4motion (103 kW) *		570 901 076 <b>E39</b>	585 200 080 <b>F18</b> 577 400 078 <b>E44</b>	580 406 074 <b>F17</b> 574 012 068 <b>E11</b>			096AGM 110 096
2.0 TDI (81 kW) *		570 901 076 <b>E39</b> 580 901 080 <b>F21</b>	585 200 080 <b>F18</b> 577 400 078 <b>E44</b>	580 406 074 <b>F17</b> 574 012 068 <b>E11</b>			096AGM 110 115AGM 096
2.0 BlueTDI (105 kW)		580 901 080 <b>F21</b>					115AGM
<b>PASSAT Variant (3C5)</b>	08/05 →						
1.4 TSI (90 kW) / 1.4 TSI EcoFuel (110 kW) *			563 400 061 <b>D15</b> 554 400 053 <b>C30</b>	560 408 054 <b>D24</b> 552 400 047 <b>C22</b>			027 012
1.6 (75 kW) / 1.6 FSI (85 kW) *			563 400 061 <b>D15</b> 554 400 053 <b>C30</b>	560 408 054 <b>D24</b> 552 400 047 <b>C22</b>			027 012
1.8 TSI (112 kW) *		570 901 076 <b>E39</b>	577 400 078 <b>E44</b>	574 012 068 <b>E11</b>			096AGM 096
2.0 FSI (110 kW) / 2.0 FSI 4motion (110 kW) / 2.0 TFSI (147 kW) *		570 901 076 <b>E39</b>		560 408 054 <b>D24</b>			027 096AGM 110 096
2.0 FSI (125 kW) / 3.6 FSI (206 kW) / 3.6 FSI 4motion (206 kW) / 2.0 TDI (81 kW) / 2.0 TDi (120 kW) / 2.0 TDI 4motion (125 kW) *		570 901 076 <b>E39</b>	585 200 080 <b>F18</b> 577 400 078 <b>E44</b>	580 406 074 <b>F17</b> 574 012 068 <b>E11</b>			096AGM 110 096
3.2 FSI (184 kW) / 3.6 R36 4motion (220 kW) *		595 901 085 <b>G14</b> 570 901 076 <b>E39</b>	585 200 080 <b>F18</b> 577 400 078 <b>E44</b>	580 406 074 <b>F17</b> 574 012 068 <b>E11</b>			019AGM 096AGM 110 096
1.6 TDI (77 kW)		570 901 076 <b>E39</b>					096AGM
1.9 TDI (77 kW) / 2.0 TDI (90/100/103/125 kW) / 2.0 TDI 4motion (103 kW) / 2.0 TDI 16V (103 kW) / 2.0 TDI 16V 4motion (103 kW) *		570 901 076 <b>E39</b>	585 200 080 <b>F18</b> 577 400 078 <b>E44</b>	580 406 074 <b>F17</b> 574 012 068 <b>E11</b>			096AGM 110 096
2.0 BlueTDI (105 kW)		580 901 080 <b>F21</b>					115AGM
<b>PASSAT CC</b>	06/08 →						
1.8 TSI (118 kW)			563 400 061 <b>D15</b>	560 408 054 <b>D24</b>			027

FORD  
VW  
△  
\*  
Adapter/Adattatore/Adaptateur/Adaptador/Адаптер  
Adapter/Adattatore/Adaptateur/Adaptador/Адаптер  
For cars with Start/Stop (Must replace AGM with AGM, EFB with EFB)  
Please check as 2 different size batteries can be fitted depending on electrical options

		<b>Start Stop Plus / Start Stop</b> ... B51 2 / B60 2	<b>SILVER dynamic</b> ... 316 2	<b>BLUE dynamic</b> ... 313 2	<b>BLACK dynamic</b> ... 312 2		<b>UK</b>
<b>VW</b>							
<b>PASSAT CC</b>	06/08 →						
2.0 TSI (147 kW) / 2.0 TDI (100/125 kW) / 2.0 TDI 4motion (103 kW) / 2.0 TDI 4motion (125 kW) *		570 901 076 <b>E39</b>	585 200 080 <b>F18</b> 577 400 078 <b>E44</b>	580 406 074 <b>F17</b> 574 012 068 <b>E11</b>			096AGM 110 096
3.6 4motion (220 kW) *		570 901 076 <b>E39</b>	577 400 078 <b>E44</b>	574 012 068 <b>E11</b>			096AGM 096
2.0 TDI (103 kW) *		570 901 076 <b>E39</b>	585 200 080 <b>F18</b> 577 400 078 <b>E44</b>	580 406 074 <b>F17</b> 574 012 068 <b>E11</b>			096AGM 110 096
2.0 BlueTDI (105 kW)		580 901 080  <b>F21</b>					115AGM
<b>PHAETON (3D2)</b>	04/02 →						
3.2 V6 (177 kW) / 3.2 V6 4motion (177 kW) / 4.2 V8 4motion (246 kW) / 3.0 V6 TDI 4motion (165 kW) *		570 901 076 <b>E39</b>	563 400 061 <b>D15</b> 577 400 078 <b>E44</b>	560 408 054 <b>D24</b> 574 012 068 <b>E11</b>			027 096AGM 096
3.6 V6 4motion (206 kW) / 3.0 V6 TDI 4motion (171/176 kW) *		570 901 076 <b>E39</b>	563 400 061 <b>D15</b>	560 408 054 <b>D24</b>			027 096AGM
6.0 W12 4motion (309 kW) / 5.0 V10 TDI 4motion (230 kW) *		595 901 085 <b>G14</b> 570 901 076 <b>E39</b>	563 400 061 <b>D15</b> 577 400 078 <b>E44</b>	560 408 054 <b>D24</b> 574 012 068 <b>E11</b>			027 019AGM 096AGM 096
<b>POLO (86)</b>	03/75 - 09/81						
0.8 (25 kW) / 0.9 (29 kW) / 1.1 (37/44 kW) / 1.3 (44 kW) *			561 400 060 <b>D21</b> 552 401 052 <b>C6</b>	544 402 044 <b>B18</b>	541 400 036 <b>A17</b>	VW VW	075 063
<b>POLO (86C, 80)</b>	10/81 - 09/94						
0.9 (29 kW) / 1.0 (29 kW) / 1.0 CAT (33 kW) / 1.1 (37 kW) / 1.3 (37/40/43/44/55/56 kW) / 1.3 CAT (40/55 kW) *			561 400 060 <b>D21</b> 552 401 052 <b>C6</b>	544 402 044 <b>B18</b>	541 400 036 <b>A17</b>	VW VW	075 063
1.3 D (33 kW) / 1.4 D (35 kW) *			561 400 060 <b>D21</b> 552 401 052 <b>C6</b>	544 402 044 <b>B18</b>		VW VW	075 063
<b>POLO CLASSIC (86C, 80)</b>	01/85 - 09/94						
1.0 (29 kW) / 1.3 (40 kW) / 1.3 CAT (40 kW) *			561 400 060 <b>D21</b> 552 401 052 <b>C6</b>	544 402 044 <b>B18</b>	541 400 036 <b>A17</b>	VW VW	075 063
1.3 D (33 kW) *			561 400 060 <b>D21</b> 552 401 052 <b>C6</b>	544 402 044 <b>B18</b>		VW VW	075 063
1.4 D (35 kW) *			561 400 060 <b>D21</b>	544 402 044 <b>B18</b>		VW VW	075 063
<b>POLO Coupe (86C, 80)</b>	10/81 - 09/94						
1.0 (29 kW) / 1.0 CAT (33 kW) / 1.1 (37 kW) / 1.3 (40/44/55/57 kW) / 1.3 CAT (40/55 kW) / 1.3 G40 (83/85 kW) *			561 400 060 <b>D21</b> 552 401 052 <b>C6</b>	544 402 044 <b>B18</b>	541 400 036 <b>A17</b>	VW VW	075 063
1.3 D (33 kW) / 1.4 D (35 kW) *			574 402 075 <b>E38</b>	560 409 054 <b>D59</b>	556 400 048 <b>C14</b> 570 409 064 <b>E13</b>	VW VW VW VW	027 075 100 096
<b>POLO Box (86CF)</b>	08/92 - 07/94						
1.0 (33 kW) / 1.3 (40 kW) *			561 400 060 <b>D21</b> 552 401 052 <b>C6</b>	544 402 044 <b>B18</b>	541 400 036 <b>A17</b>	VW VW	075 063
1.4 D (35 kW) *			574 402 075 <b>E38</b>	560 409 054 <b>D59</b>	556 400 048 <b>C14</b> 570 409 064 <b>E13</b>	VW VW VW VW	027 075 100 096
<b>POLO (6N1)</b>	10/94 - 10/99						
45 1.0 (33 kW) / 50 1.0 (37 kW) / 55 1.3 (40 kW) / 55 1.4 (40 kW) / 100 1.4 16V (74 kW) / 75 1.6 (55 kW) / 120 1.6 16V GTI (88 kW)			554 400 053 <b>C30</b>	552 400 047 <b>C22</b>	545 412 040 <b>B19</b>		012
60 1.4 (44 kW)			563 400 061 <b>D15</b>	560 408 054 <b>D24</b>			027
1.7 SDI (42 kW) / 60 1.7 SDI (44 kW) / 64 1.9 D (47 kW) / 64 1.9 SDI (47 kW) *		570 901 076 <b>E39</b>	563 400 061 <b>D15</b> 577 400 078 <b>E44</b>	560 408 054 <b>D24</b> 574 012 068 <b>E11</b>	570 409 064 <b>E13</b>		027 096AGM 096
<b>POLO Box (6NF)</b>	09/94 - 12/99						
1.0 (33 kW)			552 401 052 <b>C6</b>	544 402 044 <b>B18</b>	541 400 036 <b>A17</b>		063
1.4 (44 kW)			554 400 053 <b>C30</b>	552 400 047 <b>C22</b>	545 412 040 <b>B19</b>		012

FORD

VW



\*

Adapter/Adattatore/Adaptateur/Adaptador/Адаптер




Adapter/Adattatore/Adaptateur/Adaptador/Адаптер

For cars with Start/Stop (Must replace AGM with AGM, EFB with EFB)




Please check as 2 different size batteries can be fitted depending on electrical options

**VARTA**

BY JOHNSON CONTROLS

		<b>Start Stop Plus / Start Stop</b> ... B51 2 / B60 2	<b>SILVER dynamic</b> ... 316 2	<b>BLUE dynamic</b> ... 313 2	<b>BLACK dynamic</b> ... 312 2		<b>UK</b>
<b>VW</b>							
<b>POLO Box (6NF)</b>	09/94 - 12/99						
1.6 (55 kW)			554 400 053 <b>C30</b>	552 400 047 <b>C22</b>	545 412 040 <b>B19</b>		012
1.7 SDI (44 kW) / 1.9 SDI (47 kW) *		570 901 076 <b>E39</b>	574 402 075 <b>E38</b> 577 400 078 <b>E44</b>	560 408 054 <b>D24</b> 560 409 054 <b>D59</b>	556 400 048 <b>C14</b>		027 075 096AGM 100 096
1.9 D (47 kW) *			574 402 075 <b>E38</b>	560 409 054 <b>D59</b>	556 400 048 <b>C14</b> 570 409 064 <b>E13</b>		027 075 100 096
<b>POLO CLASSIC (6KV2)</b>	11/95 - 07/02						
1.0 (37 kW) / 100 1.6 (74 kW) *			552 401 052 <b>C6</b> 554 400 053 <b>C30</b>	544 402 044 <b>B18</b> 552 400 047 <b>C22</b>	541 400 036 <b>A17</b> 545 412 040 <b>B19</b>		063 012
54 1.4 (40 kW) / 60 1.4 (44 kW) / 1.4 (62 kW) / 90 1.8 (66 kW)			554 400 053 <b>C30</b>	552 400 047 <b>C22</b>	545 412 040 <b>B19</b>		012
75 1.4 16V (55 kW) / 75 1.6 (55 kW)			554 400 053 <b>C30</b>	552 400 047 <b>C22</b>	545 412 040 <b>B19</b>		012
1.6 (65 kW) *			563 400 061 <b>D15</b> 554 400 053 <b>C30</b>	560 408 054 <b>D24</b> 552 400 047 <b>C22</b>	545 412 040 <b>B19</b>		027 012
1.8 (73 kW) / 1.8 Hybrid (85 kW)			563 400 061 <b>D15</b>	560 408 054 <b>D24</b>			027
2.0 (74 kW) / 57 1.7 SDI (42 kW) / 64 1.9 D (47 kW) / 64 1.9 SDI (47 kW) / 1.9 D (48 kW) / 90 1.9 TDI (66 kW) *		570 901 076 <b>E39</b>	563 400 061 <b>D15</b> 577 400 078 <b>E44</b>	560 408 054 <b>D24</b> 574 012 068 <b>E11</b>	570 409 064 <b>E13</b>		027 096AGM 096
2.0 (85 kW) *		570 901 076 <b>E39</b>	563 400 061 <b>D15</b> 554 400 053 <b>C30</b> 577 400 078 <b>E44</b>	560 408 054 <b>D24</b> 552 400 047 <b>C22</b> 574 012 068 <b>E11</b>	545 412 040 <b>B19</b> 570 409 064 <b>E13</b>		027 096AGM 012 096
68 1.9 SDI (50 kW) *		570 901 076 <b>E39</b>	563 400 061 <b>D15</b> 577 400 078 <b>E44</b>	560 408 054 <b>D24</b> 574 012 068 <b>E11</b>	570 409 064 <b>E13</b>		027 096AGM 096
110 1.9 TDI (81 kW) *	12/98- 12/98- 12/98-	570 901 076 <b>E39</b>	563 400 061 <b>D15</b> 577 400 078 <b>E44</b>	560 408 054 <b>D24</b> 574 012 068 <b>E11</b>	556 400 048 <b>C14</b> 570 409 064 <b>E13</b>		027 027 096AGM 096 096
<b>POLO Variant (6KV5)</b>	04/97 - 09/01						
1.4 (40 kW) / 1.4 16V (55 kW)			554 400 053 <b>C30</b>	552 400 047 <b>C22</b>	545 412 040 <b>B19</b>		012
1.4 (44 kW)			554 400 053 <b>C30</b>	552 400 047 <b>C22</b>	545 412 040 <b>B19</b>		012
1.6 (55 kW)			563 400 061 <b>D15</b>	560 408 054 <b>D24</b>			027
1.6 (74 kW) / 1.8 (66 kW) *			563 400 061 <b>D15</b> 554 400 053 <b>C30</b>	560 408 054 <b>D24</b> 552 400 047 <b>C22</b>	545 412 040 <b>B19</b>		027 012
1.7 SDI (42 kW) / 1.9 SDI (47 kW) / 1.9 TDI (66 kW) *		570 901 076 <b>E39</b>	563 400 061 <b>D15</b> 577 400 078 <b>E44</b>	560 408 054 <b>D24</b> 574 012 068 <b>E11</b>	570 409 064 <b>E13</b>		027 096AGM 096
1.9 SDI (50 kW) / 1.9 TDI (81 kW) *		570 901 076 <b>E39</b>	563 400 061 <b>D15</b> 577 400 078 <b>E44</b>	560 408 054 <b>D24</b> 574 012 068 <b>E11</b>	570 409 064 <b>E13</b>		027 096AGM 096
<b>POLO PLAYA</b>	05/96 - 07/02						
1.4 (62 kW)			554 400 053 <b>C30</b>	552 400 047 <b>C22</b>	545 412 040 <b>B19</b>		012
<b>POLO (6N2)</b>	10/99 - 10/01						
1.0 (37 kW) / 1.2 (40 kW) / 1.4 (40/44 kW) / 1.4 16V (74 kW) / 1.6 16V GTI (92 kW)			554 400 053 <b>C30</b>	552 400 047 <b>C22</b>	545 412 040 <b>B19</b>		012
1.4 16V (55 kW)			563 400 061 <b>D15</b>	560 408 054 <b>D24</b>			027
1.4 TDI (55 kW) / 1.4 TDi (66 kW) / 1.7 SDI (44 kW) / 1.9 D (47 kW) *		570 901 076 <b>E39</b>	563 400 061 <b>D15</b> 577 400 078 <b>E44</b>	560 408 054 <b>D24</b> 574 012 068 <b>E11</b>	556 400 048 <b>C14</b> 570 409 064 <b>E13</b>		027 096AGM 096
1.9 SDI (47 kW) *		570 901 076 <b>E39</b>	563 400 061 <b>D15</b> 577 400 078 <b>E44</b>	560 408 054 <b>D24</b> 574 012 068 <b>E11</b>	556 400 048 <b>C14</b> 570 409 064 <b>E13</b>		027 096AGM 096
<b>POLO (9N_)</b>	10/01 →						
1.2 (40 kW) / 1.2 12V (47/51 kW) / 1.4 16V (55/59/74 kW) / 1.4 FSI (63 kW) / 1.6 (74 kW) / 1.6 16V (77 kW) *			563 400 061 <b>D15</b> 554 400 053 <b>C30</b>	552 400 047 <b>C22</b>			027 012




FORD Adapter/Adattatore/Adaptateur/Adaptador/Адаптер  
 VW Adapter/Adattatore/Adaptateur/Adaptador/Адаптер  
 \* For cars with Start/Stop (Must replace AGM with AGM, EFB with EFB)  
 Please check as 2 different size batteries can be fitted depending on electrical options

		<b>Start Stop Plus / Start Stop</b> ... B51 2 / B60 2	<b>SILVER dynamic</b> ... 316 2	<b>BLUE dynamic</b> ... 313 2	<b>BLACK dynamic</b> ... 312 2		<b>UK</b>
<b>VW</b>							
<b>POLO (9N_)</b>	10/01 →						
1.4 (63 kW)			554 400 053 <b>C30</b>	552 400 047 <b>C22</b>			012
1.8 GTI (110 kW) *		570 901 076 <b>E39</b>	563 400 061 <b>D15</b>	560 408 054 <b>D24</b>			027
			577 400 078 <b>E44</b>	574 012 068 <b>E11</b>			096AGM 096
1.8 GTi Cup Edition (132 kW) / 1.4 TDI (51/55/59 kW) *		570 901 076 <b>E39</b>	563 400 061 <b>D15</b>	560 408 054 <b>D24</b>			027
			577 400 078 <b>E44</b>	574 012 068 <b>E11</b>			096AGM 096
2.0 (85 kW) *		570 901 076 <b>E39</b>	563 400 061 <b>D15</b>	560 408 054 <b>D24</b>			027
			577 400 078 <b>E44</b>	574 012 068 <b>E11</b>			096AGM 096
1.9 SDI (47 kW) / 1.9 TDI (74/96 kW) *		570 901 076 <b>E39</b>	577 400 078 <b>E44</b>	574 012 068 <b>E11</b>			096AGM 096
<b>POLO Saloon</b>	09/02 →						
1.0 (37 kW) *			552 401 052 <b>C6</b>	544 402 044 <b>B18</b>	541 400 036 <b>A17</b>		063
			554 400 053 <b>C30</b>	552 400 047 <b>C22</b>	545 412 040 <b>B19</b>		012
1.0 (58 kW) *			563 400 061 <b>D15</b>				027
			552 401 052 <b>C6</b>	544 402 044 <b>B18</b>			063
			554 400 053 <b>C30</b>	552 400 047 <b>C22</b>			012
1.4 (55 kW) *			563 400 061 <b>D15</b>				027
			554 400 053 <b>C30</b>	552 400 047 <b>C22</b>			012
1.6 (74 kW) *			563 400 061 <b>D15</b>	560 408 054 <b>D24</b>			027
			554 400 053 <b>C30</b>	552 400 047 <b>C22</b>			012
1.6 Total Flex (74 kW) *			563 400 061 <b>D15</b>	560 408 054 <b>D24</b>			027
			554 400 053 <b>C30</b>	552 400 047 <b>C22</b>			012
2.0 (85 kW) *			563 400 061 <b>D15</b>	560 408 054 <b>D24</b>			027
				552 400 047 <b>C22</b>			012
1.4 TDI (55 kW) *		570 901 076 <b>E39</b>	563 400 061 <b>D15</b>	560 408 054 <b>D24</b>			027
			577 400 078 <b>E44</b>	574 012 068 <b>E11</b>			096AGM 096
1.9 SDI (47 kW) / 1.9 TDi (74 kW) *		570 901 076 <b>E39</b>	577 400 078 <b>E44</b>	574 012 068 <b>E11</b>			096AGM 096
<b>POLO (6R_)</b>	06/09 →						
1.2 (44 kW)			554 400 053 <b>C30</b>	552 400 047 <b>C22</b>			012
1.2 TSI (77 kW) / 1.4 (63 kW) / 1.2 TDI (55 kW) *			563 400 061 <b>D15</b>	560 408 054 <b>D24</b>			027
			554 400 053 <b>C30</b>	552 400 047 <b>C22</b>			012
1.6 TDI (55 kW)		570 901 076 <b>E39</b>					096AGM
<b>SANTANA (32B)</b>	08/81 - 12/85						
1.3 (44 kW) / 1.6 (55/63/55 kW) / 1.8 (66 kW) / 1.9 (85 kW) / 2.0 (85 kW) / 2.1 (85 kW) *			561 400 060 <b>D21</b>		544 402 044 <b>B18</b>	541 400 036 <b>A17</b>	VW 075 VW 063
1.6 D (40 kW) / 1.6 TD (51 kW) *					560 409 054 <b>D59</b>		VW 075 VW 100
			574 402 075 <b>E38</b>				
<b>SANTANA</b>	08/84 - 07/94						
1.8 (66 kW) / 1.8 GL (68/71 kW)			574 402 075 <b>E38</b>	572 409 068 <b>E43</b>	570 144 064 <b>E9</b>		VW 100
<b>SANTANA</b>	08/94 →						
1.8 (63 kW) / 1.8 i (72 kW) / 1.8 GLS (77 kW) / 2.0 GLS (82 kW)			574 402 075 <b>E38</b>	572 409 068 <b>E43</b>	570 144 064 <b>E9</b>		VW 100
<b>SCIROCCO (53B)</b>	08/80 - 07/92						
1.3 (44 kW) / 1.5 (51 kW) / 1.6 (55/63/81/51/53 kW) / 1.8 (66/70/82 kW) / 1.8 16V (95/102 kW) *			561 400 060 <b>D21</b>		544 402 044 <b>B18</b>	541 400 036 <b>A17</b>	VW 075 VW 063
<b>SCIROCCO (137)</b>	09/08 →						
1.4 TSI (90 kW)		570 901 076 <b>E39</b>					096AGM
1.4 TSI (118 kW)			563 400 061 <b>D15</b>	560 408 054 <b>D24</b>			027
2.0 TSI (147 kW) / 2.0 R (195 kW)			577 400 078 <b>E44</b>	574 012 068 <b>E11</b>			096
2.0 TDI (103 kW) *			585 200 080 <b>F18</b>	580 406 074 <b>F17</b>			110
			577 400 078 <b>E44</b>	574 012 068 <b>E11</b>			096
<b>SHARAN (7M8, 7M9, 7M6)</b>	05/95 →						
1.8 T 20V (110 kW) / 2.0 (85 kW) *		570 901 076 <b>E39</b>	563 400 061 <b>D15</b>	560 408 054 <b>D24</b>	556 400 048 <b>C14</b>		027
			577 400 078 <b>E44</b>				096AGM 096
2.0 LPG (85 kW) / 2.0 (110 kW)			563 400 061 <b>D15</b>	560 408 054 <b>D24</b>			027

FORD  
VW  
⚠  
\*




Adapter/Adattatore/Adaptateur/Adaptador/Адаптер  
Adapter/Adattatore/Adaptateur/Adaptador/Адаптер  
For cars with Start/Stop (Must replace AGM with AGM, EFB with EFB)  
Please check as 2 different size batteries can be fitted depending on electrical options

**VARTA**  
BY JOHNSON CONTROLS

		<b>Start Stop Plus / Start Stop</b> ... B51 2 / B60 2	<b>SILVER dynamic</b> ... 316 2	<b>BLUE dynamic</b> ... 313 2	<b>BLACK dynamic</b> ... 312 2		<b>UK</b>
---	---	--	------------------------------------	----------------------------------	-----------------------------------	---	-----------

VW							
<b>SHARAN (7M8, 7M9, 7M6)</b>	05/95 →						
2.8 VR6 (128 kW) / 2.8 VR6 Syncro (128 kW) *		570 901 076 E39	577 400 078 E44	574 012 068 E11	570 409 064 E13		096AGM 096
2.8 V6 24V (150 kW) *	04/00-	570 901 076 E39	577 400 078 E44	574 012 068 E11	570 409 064 E13		096AGM 096 096
2.8 V6 24V 4motion (150 kW) *		570 901 076 E39	577 400 078 E44	574 012 068 E11			096AGM 096
1.9 TDI (66 kW) *		595 901 085 G14	600 402 083 H3 585 200 080 F18	595 402 080 G3 580 406 074 F17	590 122 072 F6		017 019AGM 019 110
1.9 TDI (85 kW) / 1.9 TDI 4motion (85 kW) / 2.0 TDI (103 kW) *		595 901 085 G14	600 402 083 H3 585 200 080 F18	595 402 080 G3 580 406 074 F17			019AGM 019 110
<b>TARO</b>	04/89 - 03/97						
1.8 (61 kW) / 2.2 (69 kW) / 2.4 i 4x4 (84 kW)				560 411 054 D48			014
2.4 D (58 kW) / 2.4 D 4x4 (58 kW)				570 413 063 E24			069
<b>TIGUAN (5N_)</b>	09/07 →						
1.4 TSI (110 kW)		570 901 076 E39					096AGM
1.4 TFSI 4motion (110 kW) / 2.0 TFSI 4motion (125/147 kW)			563 400 061 D15	560 408 054 D24			027
2.0 TDI 4motion (100 kW) *		570 901 076 E39	577 400 078 E44	574 012 068 E11			096AGM 096
2.0 TDI (103 kW)		580 901 080 F21					115AGM
2.0 TDI 4motion (103 kW) *		570 901 076 E39	577 400 078 E44	574 012 068 E11			096AGM 096
<b>TOUAREG (7LA, 7L6, 7L7)</b>	10/02 - 05/10						
3.2 V6 (162 kW) / 2.5 R5 TDI (128 kW) / 3.0 V6 TDI (165 kW) *		595 901 085 G14	600 402 083 H3	574 012 068 E11			019AGM 019 096
4.2 V8 (228 kW) / 6.0 W12 (331 kW) / 5.0 V10 TDI (230 kW) / 5.0 R50 TDI (257 kW) *		595 901 085 G14	600 402 083 H3	595 402 080 G3			019AGM 019
4.2 V8 FSI (257 kW) *		595 901 085 G14	600 402 083 H3	595 402 080 G3			019AGM 019
2.5 R5 TDI (120 kW) / 3.0 TDI (155 kW) *		570 901 076 E39	577 400 078 E44	574 012 068 E11			096AGM 096
3.0 Tdi 4motion (176 kW)		595 901 085 G14					019AGM
3.0 V6 TDI (176 kW) *		595 901 085 G14	600 402 083 H3	574 012 068 E11			019AGM 019 096
<b>TOURAN (1T1, 1T2)</b>	02/03 →						
1.4 TSI (103 kW) / 1.4 FSI (125 kW) *			563 400 061 D15 554 400 053 C30	560 408 054 D24 552 400 047 C22			027 012
1.4 TSI EcoFuel (110 kW) *			563 400 061 D15 554 400 053 C30	560 408 054 D24 552 400 047 C22			027 012
1.6 (75 kW) / 1.6 FSI (85 kW) *			563 400 061 D15	560 408 054 D24 552 400 047 C22			027 012
2.0 EcoFuel (80 kW) / 2.0 FSI (85/110 kW)			563 400 061 D15	560 408 054 D24			027
1.9 TDI (66 kW) / 2.0 TDI (100/103/125 kW) / 2.0 TDI 16V (103 kW) *		570 901 076 E39	577 400 078 E44	574 012 068 E11			096AGM 096
<b>VENTO (1H2)</b>	11/91 - 09/98						
1.4 (40 kW) *			563 400 061 D15	560 408 054 D24 544 402 044 B18 552 400 047 C22	541 400 036 A17 545 412 040 B19	VW VW VW	027 063 012
1.6 (55 kW) *			563 400 061 D15	560 408 054 D24 552 400 047 C22	556 400 048 C14 545 412 040 B19	VW VW	027 012
1.8 (55 kW) / 2.0 GL (62/79 kW) / 2.0 (85 kW) / 2.8 VR6 (128/120 kW) *			577 400 078 E44	560 408 054 D24 574 012 068 E11	556 400 048 C14 570 409 064 E13	VW VW	027 096
1.9 SDI (47 kW) / 1.9 TD (55 kW) / 1.9 TDI (66/81 kW) *			600 402 083 H3	574 012 068 E11	570 409 064 E13	VW VW	019 096

FORD  
VW  
△  
\* Adapter/Adattatore/Adaptateur/Adaptador/Адаптер  
Adapter/Adattatore/Adaptateur/Adaptador/Адаптер  
For cars with Start/Stop (Must replace AGM with AGM, EFB with EFB)  
Please check as 2 different size batteries can be fitted depending on electrical options

		<b>Start Stop Plus / Start Stop</b> ... B51 2 / B60 2	<b>SILVER dynamic</b> ... 316 2	<b>BLUE dynamic</b> ... 313 2	<b>BLACK dynamic</b> ... 312 2		<b>UK</b>
---	---	--	------------------------------------	----------------------------------	-----------------------------------	---	-----------




VW							
<b>VENTO (1H2)</b>	11/91 - 09/98						
1.9 D (48 kW) *			600 402 083 H3	560 408 054 D24 574 012 068 E11	556 400 048 C14 570 409 064 E13	VW VW VW	027 019 096
<b>CRAFTER 30-35 Bus (2E)</b>	04/06 →						
2.5 TDI (65 kW) *		595 901 085 G14 570 901 076 E39	600 402 083 H3	574 012 068 E11			019AGM 019 096AGM 096
2.5 TDI (100 kW) *		595 901 085 G14 570 901 076 E39	600 402 083 H3	595 402 080 G3 574 012 068 E11			019AGM 019 096AGM 096
<b>CRAFTER 30-50 Box (2E)</b>	04/06 →						
2.5 TDI (65 kW) *		595 901 085 G14 570 901 076 E39	600 402 083 H3	574 012 068 E11			019AGM 019 096AGM 096
2.5 TDI (100 kW) *		595 901 085 G14 570 901 076 E39	600 402 083 H3	595 402 080 G3 574 012 068 E11			019AGM 019 096AGM 096
<b>CRAFTER 30-50 Flatbed / Chassis (2E)</b>	04/06 →						
2.5 TDI (65 kW) *		595 901 085 G14 570 901 076 E39	600 402 083 H3	574 012 068 E11			019AGM 019 096AGM 096
2.5 TDI (100 kW) *		595 901 085 G14 570 901 076 E39	600 402 083 H3	595 402 080 G3 574 012 068 E11			019AGM 019 096AGM 096
<b>LT 28-35 I Bus (281-363)</b>	04/75 - 06/96						
2.0 (55 kW) / 2.4 (66 kW) *			577 400 078 E44	560 408 054 D24	556 400 048 C14	VW VW	027 096
2.4 i (69 kW) *			600 402 083 H3 577 400 078 E44	560 408 054 D24 595 402 080 G3 574 012 068 E11	556 400 048 C14 590 122 072 F6	VW VW VW VW	027 017 019 096
2.4 D (51 kW) / 2.4 TD (68/70/75 kW) *			600 402 083 H3	595 402 080 G3 574 012 068 E11	590 122 072 F6 570 409 064 E13	VW VW VW	017 019 096
<b>LT 28-35 I Box (281-363)</b>	04/75 - 06/96						
2.0 (55 kW) / 2.4 (66 kW) *			600 402 083 H3 577 400 078 E44	560 408 054 D24 595 402 080 G3 574 012 068 E11	556 400 048 C14 590 122 072 F6	VW VW VW VW	027 017 019 096
2.4 i (69 kW) *			577 400 078 E44	560 408 054 D24	556 400 048 C14	VW VW	027 096
2.4 D (51 kW) / 2.4 TD (68/70/75 kW) / 2.4 TD Syncro (70 kW) *			600 402 083 H3	595 402 080 G3 574 012 068 E11	590 122 072 F6 570 409 064 E13	VW VW VW	017 019 096
<b>LT 40-55 I Box (291-512)</b>	04/75 - 06/96						
2.0 (55 kW) *			577 400 078 E44	560 408 054 D24	556 400 048 C14	VW VW	027 096
2.4 (66 kW) / 2.4 4WD (66 kW) / 2.4 i (69 kW) / 2.4 D (51/55 kW) / 2.4 D 4WD (55 kW) / 2.4 TD (68/70/75 kW) / 2.4 TD Syncro (70 kW) / 2.4 TD 4WD (75 kW) *			600 402 083 H3	595 402 080 G3 574 012 068 E11	590 122 072 F6 570 409 064 E13	VW VW VW	017 019 096
2.4 TD Syncro (75 kW) *			600 402 083 H3	595 402 080 G3 574 012 068 E11	590 122 072 F6 570 409 064 E13	VW VW VW	017 019 096

FORD  
VW  
▲  
\*




Adapter/Adattatore/Adaptateur/Adaptador/Адаптер  
Adapter/Adattatore/Adaptateur/Adaptador/Адаптер  
For cars with Start/Stop (Must replace AGM with AGM, EFB with EFB)  
Please check as 2 different size batteries can be fitted depending on electrical options

  
BY JOHNSON CONTROLS



		<b>Start Stop Plus / Start Stop</b> ... B51 2 / B60 2	<b>SILVER dynamic</b> ... 316 2	<b>BLUE dynamic</b> ... 313 2	<b>BLACK dynamic</b> ... 312 2		<b>UK</b>
<b>VW</b>							
<b>LT 28-35 I Flatbed / Chassis (281-363)</b>	04/75 - 06/96						
2.0 (55 kW) / 2.4 (66 kW) / 2.4 i (69 kW) *			577 400 078 <b>E44</b>	560 408 054 <b>D24</b>	556 400 048 <b>C14</b>	VW	027
						VW	096
2.4 D (51 kW) / 2.4 TD (68/70/75/68 kW) / 2.4 D Syncro (51 kW) / 2.4 TD Syncro (70 kW) *			600 402 083 <b>H3</b>	595 402 080 <b>G3</b> 574 012 068 <b>E11</b>	590 122 072 <b>F6</b> 570 409 064 <b>E13</b>	VW	017
						VW	019
						VW	096
2.4 D (55 kW) / 2.4 TD Syncro (68/75 kW) *			600 402 083 <b>H3</b>	595 402 080 <b>G3</b> 574 012 068 <b>E11</b>	590 122 072 <b>F6</b> 570 409 064 <b>E13</b>	VW	017
						VW	019
						VW	096
2.4 Syncro (66 kW) *			600 402 083 <b>H3</b> 577 400 078 <b>E44</b>	595 402 080 <b>G3</b> 574 012 068 <b>E11</b>	590 122 072 <b>F6</b> 570 409 064 <b>E13</b>	VW	017
						VW	019
						VW	096
2.4 Syncro (70 kW) *			600 402 083 <b>H3</b> 577 400 078 <b>E44</b>	595 402 080 <b>G3</b> 574 012 068 <b>E11</b>	590 122 072 <b>F6</b> 570 409 064 <b>E13</b>	VW	017
						VW	019
						VW	096
<b>LT 40-55 I Flatbed / Chassis (293-909)</b>	04/75 - 06/96						
2.0 (55 kW) / 2.4 (70/66 kW) *			577 400 078 <b>E44</b>	560 408 054 <b>D24</b>	556 400 048 <b>C14</b>	VW	027
						VW	096
2.4 i (69 kW) / 2.4 Syncro (66 kW) *			600 402 083 <b>H3</b> 577 400 078 <b>E44</b>	560 408 054 <b>D24</b> 595 402 080 <b>G3</b> 574 012 068 <b>E11</b>	556 400 048 <b>C14</b> 590 122 072 <b>F6</b> 570 409 064 <b>E13</b>	VW	027
						VW	017
						VW	019
						VW	096
2.4 D (51 kW) / 2.4 TD (70/75 kW) / 2.4 TD Syncro (70 kW) *			600 402 083 <b>H3</b>	595 402 080 <b>G3</b> 574 012 068 <b>E11</b>	590 122 072 <b>F6</b> 570 409 064 <b>E13</b>	VW	017
						VW	019
						VW	096
2.4 TD (68 kW) / 2.4 TD Syncro (68 kW) *			600 402 083 <b>H3</b>	595 402 080 <b>G3</b> 574 012 068 <b>E11</b>	590 122 072 <b>F6</b> 570 409 064 <b>E13</b>	VW	017
						VW	019
						VW	096
<b>LT 28-35 II Bus (2DM)</b>	04/96 - 07/06						
2.3 (105 kW) / 2.5 SDI (55 kW) / 2.5 TDI (61/66/70/75/80 kW) / 2.8 TDi (116 kW) *		595 901 085 <b>G14</b> 570 901 076 <b>E39</b>	600 402 083 <b>H3</b>	595 402 080 <b>G3</b> 574 012 068 <b>E11</b>	590 122 072 <b>F6</b> 570 409 064 <b>E13</b>		017
							019AGM
							096AGM
							096
2.8 TDi (92 kW) *		595 901 085 <b>G14</b> 570 901 076 <b>E39</b>	600 402 083 <b>H3</b>	595 402 080 <b>G3</b> 574 012 068 <b>E11</b>	590 122 072 <b>F6</b> 570 409 064 <b>E13</b>		017
							019AGM
							019
							096AGM
							096
<b>LT 28-46 II Box (2DX0AE)</b>	04/96 - 07/06						
2.3 (105 kW) / 2.5 SDI (55 kW) / 2.5 TDI (61/66/70/75/80 kW) / 2.8 TDI (92/96/116 kW) *		595 901 085 <b>G14</b> 570 901 076 <b>E39</b>	600 402 083 <b>H3</b>	595 402 080 <b>G3</b> 574 012 068 <b>E11</b>	590 122 072 <b>F6</b> 570 409 064 <b>E13</b>		017
							019AGM
							019
							096AGM
							096
<b>LT 28-46 II Flatbed / Chassis (2DX0FE)</b>	04/96 - 07/06						
2.3 (105 kW) / 2.5 SDI (55 kW) / 2.5 TDI (61/66/70/75/80 kW) / 2.8 TDI (92/96/116 kW) *		595 901 085 <b>G14</b> 570 901 076 <b>E39</b>	600 402 083 <b>H3</b>	595 402 080 <b>G3</b> 574 012 068 <b>E11</b>	590 122 072 <b>F6</b> 570 409 064 <b>E13</b>		017
							019AGM
							019
							096AGM
							096
<b>TRANSPORTER III Bus</b>	05/79 - 07/92						
1.6 (37 kW) / 1.9 (44/57/61/66 kW) / 2.0 (51 kW) / 2.1 (64/70/82 kW) / 2.1 i (68 kW) / 2.1 CAT (70 kW) *			563 400 061 <b>D15</b> 561 400 060 <b>D21</b>	560 409 054 <b>D59</b> 544 402 044 <b>B18</b>	556 400 048 <b>C14</b> 541 400 036 <b>A17</b>	VW	027
						VW	075
						VW	063
1.9 Syncro (57 kW) *			563 400 061 <b>D15</b> 600 402 083 <b>H3</b>	560 409 054 <b>D59</b> 595 402 080 <b>G3</b> 574 012 068 <b>E11</b>	556 400 048 <b>C14</b> 570 409 064 <b>E13</b>	VW	027
						VW	075
						VW	019
						VW	096
2.1 Syncro (64 kW) *			600 402 083 <b>H3</b>	595 402 080 <b>G3</b> 574 012 068 <b>E11</b>	570 409 064 <b>E13</b>	VW	019
						VW	096

FORD Adapter/Adattatore/Adaptateur/Adaptador/Адаптер  
 VW Adapter/Adattatore/Adaptateur/Adaptador/Адаптер  
 For cars with Start/Stop (Must replace AGM with AGM, EFB with EFB)  
 \* Please check as 2 different size batteries can be fitted depending on electrical options




		<b>Start Stop Plus / Start Stop</b> ... B51 2 / B60 2	<b>SILVER dynamic</b> ... 316 2	<b>BLUE dynamic</b> ... 313 2	<b>BLACK dynamic</b> ... 312 2		<b>UK</b>
---	---	--	------------------------------------	----------------------------------	-----------------------------------	---	-----------

VW							
<b>TRANSPORTER III Bus</b>	05/79 - 07/92						
1.6 D (37 kW) / 1.6 TD (51 kW) / 1.6 TD Syncro (51 kW) *			563 400 061 <i>D15</i> 574 402 075 <i>E38</i>	560 409 054 <i>D59</i>	556 400 048 <i>C14</i> 570 409 064 <i>E13</i>	VW VW VW VW	027 075 100 096
1.7 D (42 kW) *			563 400 061 <i>D15</i> 574 402 075 <i>E38</i>	560 409 054 <i>D59</i> 574 012 068 <i>E11</i>	556 400 048 <i>C14</i> 570 409 064 <i>E13</i>	VW VW VW VW	027 075 100 096
<b>TRANSPORTER III Box</b>	05/79 - 12/92						
1.6 (37 kW) / 1.9 (44/57/61/66 kW) / 2.0 (51 kW) / 2.1 i (68 kW) / 2.1 (70/82 kW) *			563 400 061 <i>D15</i> 561 400 060 <i>D21</i>	560 409 054 <i>D59</i> 544 402 044 <i>B18</i>	556 400 048 <i>C14</i> 541 400 036 <i>A17</i>	VW VW VW	027 075 063
1.9 Syncro (57 kW) *			563 400 061 <i>D15</i> 600 402 083 <i>H3</i>	560 409 054 <i>D59</i> 595 402 080 <i>G3</i> 574 012 068 <i>E11</i>	556 400 048 <i>C14</i> 570 409 064 <i>E13</i>	VW VW VW VW	027 075 019 096
2.1 Syncro (70 kW) *			600 402 083 <i>H3</i>	595 402 080 <i>G3</i> 574 012 068 <i>E11</i>	570 409 064 <i>E13</i>	VW VW	019 096
1.6 D (37 kW) / 1.6 TD (51 kW) / 1.6 TD Syncro (51 kW) *			563 400 061 <i>D15</i> 574 402 075 <i>E38</i>	560 409 054 <i>D59</i> 574 012 068 <i>E11</i>	556 400 048 <i>C14</i> 570 409 064 <i>E13</i>	VW VW VW VW	027 075 100 096
1.7 D (42 kW) *			574 402 075 <i>E38</i>	572 409 068 <i>E43</i> 574 012 068 <i>E11</i>	570 409 064 <i>E13</i>	VW VW	100 096
1.7 D (42 kW) *			574 402 075 <i>E38</i>	560 409 054 <i>D59</i> 574 012 068 <i>E11</i>	556 400 048 <i>C14</i> 570 409 064 <i>E13</i>	VW VW VW VW	027 075 100 096
<b>TRANSPORTER III Flatbed / Chassis</b>	05/79 - 12/92						
1.9 (44 kW) *			561 400 060 <i>D21</i>	544 402 044 <i>B18</i> 574 012 068 <i>E11</i>	541 400 036 <i>A17</i> 570 409 064 <i>E13</i>	VW VW	075 063 096
1.9 Syncro (57 kW) / 1.9 (61 kW) / 2.1 Syncro (70/82 kW) *			600 402 083 <i>H3</i>	595 402 080 <i>G3</i> 574 012 068 <i>E11</i>	570 409 064 <i>E13</i>	VW VW	019 096
1.9 (66 kW) *			600 402 083 <i>H3</i>	595 402 080 <i>G3</i> 574 012 068 <i>E11</i>	570 409 064 <i>E13</i>	VW VW	019 096
2.0 (51 kW) / 2.1 i (68 kW) / 2.1 (70/82 kW) *			561 400 060 <i>D21</i>	560 409 054 <i>D59</i> 544 402 044 <i>B18</i> 574 012 068 <i>E11</i>	556 400 048 <i>C14</i> 541 400 036 <i>A17</i> 570 409 064 <i>E13</i>	VW VW VW VW	027 075 063 096
1.6 D (37 kW) / 1.6 TD (51 kW) / 1.6 TD Syncro (51 kW) / 1.7 D (42 kW) *			574 402 075 <i>E38</i>	560 409 054 <i>D59</i> 574 012 068 <i>E11</i>	556 400 048 <i>C14</i> 570 409 064 <i>E13</i>	VW VW VW VW	027 075 100 096
1.6 TD (51 kW) / 1.7 D (42 kW) *				560 409 054 <i>D59</i> 574 012 068 <i>E11</i>	556 400 048 <i>C14</i> 570 409 064 <i>E13</i>	VW VW VW	027 075 096
<b>TRANSPORTER IV Bus (70XB, 70XC, 7DB, 7DW)</b>	09/90 - 04/03						
1.6 (64 kW) *			563 400 061 <i>D15</i> 563 400 061 <i>D15</i>	560 409 054 <i>D59</i> 560 409 054 <i>D59</i> 574 012 068 <i>E11</i>	556 400 048 <i>C14</i> 556 400 048 <i>C14</i> 570 409 064 <i>E13</i>	VW VW	027 075 096
1.8 (49 kW) *			563 400 061 <i>D15</i>	560 409 054 <i>D59</i> 552 400 047 <i>C22</i> 574 012 068 <i>E11</i>	556 400 048 <i>C14</i> 545 412 040 <i>B19</i> 570 409 064 <i>E13</i>	VW VW VW VW	027 075 012 096
1.9 (68 kW) *			563 400 061 <i>D15</i>	560 409 054 <i>D59</i> 574 012 068 <i>E11</i>	556 400 048 <i>C14</i> 570 409 064 <i>E13</i>	VW VW VW	027 075 096
1.9 Hybrid (69 kW) *			600 402 083 <i>H3</i>	595 402 080 <i>G3</i> 574 012 068 <i>E11</i>	570 409 064 <i>E13</i>	VW VW	019 096




FORD  
VW  
▲  
\*

Adapter/Adattatore/Adaptateur/Adaptador/Адаптер  
Adapter/Adattatore/Adaptateur/Adaptador/Адаптер  
For cars with Start/Stop (Must replace AGM with AGM, EFB with EFB)  
Please check as 2 different size batteries can be fitted depending on electrical options

**VARTA**  
BY JOHNSON CONTROLS

		<b>Start Stop Plus / Start Stop</b> ... B51 2 / B60 2	<b>SILVER dynamic</b> ... 316 2	<b>BLUE dynamic</b> ... 313 2	<b>BLACK dynamic</b> ... 312 2		<b>UK</b>
<b>VW</b>							
<b>TRANSPORTER IV Bus (70XB, 70XC, 7DB, 7DW)</b>	09/90 - 04/03						
2.0 (62 kW) / 2.5 (81/85 kW) *			563 400 061 <i>D15</i> 600 402 083 <i>H3</i>	595 402 080 <i>G3</i> 552 400 047 <i>C22</i> 574 012 068 <i>E11</i>	545 412 040 <i>B19</i> 570 409 064 <i>E13</i>	VW VW VW VW	027 019 012 096
2.5 Syncro (81 kW) / 1.9 D (44 kW) / 1.9 TD (50 kW) / 2.4 D (57 kW) / 2.4 D Syncro (57 kW) *			600 402 083 <i>H3</i>	595 402 080 <i>G3</i> 574 012 068 <i>E11</i>	570 409 064 <i>E13</i>	VW VW	019 096
2.8 VR 6 (103 kW) / 2.8 V6 (150 kW) *			600 402 083 <i>H3</i>	595 402 080 <i>G3</i> 574 012 068 <i>E11</i>	570 409 064 <i>E13</i>		019 096
2.8 Syncro (103 kW) *			600 402 083 <i>H3</i>	595 402 080 <i>G3</i> 574 012 068 <i>E11</i>			019 096
2.4 D (55 kW) *	05/99- 05/99- 05/99-	570 901 076 <i>E39</i>	600 402 083 <i>H3</i>	595 402 080 <i>G3</i> 574 012 068 <i>E11</i>	570 409 064 <i>E13</i>	VW	019 019 096AGM 096
2.5 TDI (65 kW) *	05/99- 05/99- 05/99-	570 901 076 <i>E39</i>	600 402 083 <i>H3</i>	595 402 080 <i>G3</i> 580 406 074 <i>F17</i> 574 012 068 <i>E11</i>	570 409 064 <i>E13</i>		019 019 096AGM 110 096
2.5 TDI (75 kW) / 2.5 TDI Syncro (75 kW) *	07/00- 07/00- 07/00-	570 901 076 <i>E39</i>	600 402 083 <i>H3</i>	595 402 080 <i>G3</i> 580 406 074 <i>F17</i> 574 012 068 <i>E11</i>	570 409 064 <i>E13</i>		019 019 096AGM 110 096
<b>TRANSPORTER IV Box (70XA)</b>	07/90 - 04/03						
1.6 (55 kW) *			563 400 061 <i>D15</i>	560 409 054 <i>D59</i>	556 400 048 <i>C14</i>		027 075
1.8 (62 kW) / 1.9 (68 kW) *			563 400 061 <i>D15</i>	560 409 054 <i>D59</i> 574 012 068 <i>E11</i>	556 400 048 <i>C14</i> 570 409 064 <i>E13</i>		027 075 096
2.0 (62 kW) / 2.5 (81 kW) / 2.8 VR6 (103/150 kW) / 1.9 D (45 kW) / 1.9 TD (50 kW) / 2.4 D (57 kW) / 2.4 D Syncro (57 kW) / 2.5 TDI (75 kW) *			600 402 083 <i>H3</i>	595 402 080 <i>G3</i> 574 012 068 <i>E11</i>	570 409 064 <i>E13</i>		019 096
2.5 Syncro (81 kW) / 2.4 D (55 kW) *			600 402 083 <i>H3</i>	595 402 080 <i>G3</i> 574 012 068 <i>E11</i>	570 409 064 <i>E13</i>		019 096
2.5 (85 kW) *			600 402 083 <i>H3</i>	595 402 080 <i>G3</i> 572 409 068 <i>E43</i> 574 012 068 <i>E11</i>	570 409 064 <i>E13</i>		019 100 096
2.5 TDI (65 kW) *		570 901 076 <i>E39</i>	600 402 083 <i>H3</i>	595 402 080 <i>G3</i> 580 406 074 <i>F17</i> 574 012 068 <i>E11</i>	570 409 064 <i>E13</i>		019 096AGM 110 096
2.5 TDI Syncro (75 kW) *			600 402 083 <i>H3</i>	595 402 080 <i>G3</i> 580 406 074 <i>F17</i> 574 012 068 <i>E11</i>	570 409 064 <i>E13</i>	VW	019 110 096
2.5 TDI (111 kW) *		570 901 076 <i>E39</i>	600 402 083 <i>H3</i>	595 402 080 <i>G3</i> 580 406 074 <i>F17</i> 574 012 068 <i>E11</i>			019 096AGM 110 096
<b>TRANSPORTER IV Flatbed / Chassis (70XD)</b>	07/90 - 04/03						
1.8 (49 kW) *			563 400 061 <i>D15</i>	560 409 054 <i>D59</i> 552 400 047 <i>C22</i>	556 400 048 <i>C14</i>	VW VW VW	027 075 012
2.0 (62 kW) *			563 400 061 <i>D15</i>	560 409 054 <i>D59</i> 552 400 047 <i>C22</i>	545 412 040 <i>B19</i>	VW VW VW	027 075 012
2.5 (81 kW) *			563 400 061 <i>D15</i>	552 400 047 <i>C22</i> 574 012 068 <i>E11</i>	545 412 040 <i>B19</i> 570 409 064 <i>E13</i>	VW VW VW	027 012 096

FORD Adapter/Adattatore/Adaptateur/Adaptador/Адаптер  
 VW Adapter/Adattatore/Adaptateur/Adaptador/Адаптер  
 For cars with Start/Stop (Must replace AGM with AGM, EFB with EFB)  
 \* Please check as 2 different size batteries can be fitted depending on electrical options





		<b>Start Stop Plus / Start Stop</b> ... B51 2 / B60 2	<b>SILVER dynamic</b> ... 316 2	<b>BLUE dynamic</b> ... 313 2	<b>BLACK dynamic</b> ... 312 2		<b>UK</b>
---	---	--	------------------------------------	----------------------------------	-----------------------------------	---	-----------


VW							
<b>TRANSPORTER IV Flatbed / Chassis (70XD)</b>	07/90 - 04/03						
2.5 Syncro (81 kW) *			600 402 083 H3	595 402 080 G3 574 012 068 E11		570 409 064 E13	019 096
2.5 Syncro (85 kW) / 2.8 (103 kW) / 2.5 TDI (75 kW) *			600 402 083 H3	595 402 080 G3 574 012 068 E11		570 409 064 E13	019 096
2.8 VR6 (150 kW) *		595 901 085 G14	600 402 083 H3	595 402 080 G3 580 406 074 F17 574 012 068 E11			019AGM 019 110 096
1.9 D (45 kW) / 1.9 TD (50 kW) *			600 402 083 H3	595 402 080 G3 574 012 068 E11		570 409 064 E13	VW 019 VW 096
2.4 D (55 kW) *		570 901 076 E39	600 402 083 H3	595 402 080 G3 574 012 068 E11		570 409 064 E13	019 096AGM 096
2.4 D (57 kW) / 2.4 D Syncro (57 kW) *			600 402 083 H3	574 012 068 E11		570 409 064 E13	VW 019 VW 096
2.5 TDI (65 kW) *		570 901 076 E39	600 402 083 H3	595 402 080 G3 580 406 074 F17 574 012 068 E11		570 409 064 E13	019 096AGM 110 096
2.5 TDI Syncro (75 kW) *		570 901 076 E39	600 402 083 H3	595 402 080 G3 580 406 074 F17 574 012 068 E11		570 409 064 E13	019 096AGM 110 096
<b>MULTIVAN V (7HM, 7HF)</b>	04/03 →						
2.0 (85 kW) / 3.2 V6 (170/173 kW) / 3.2 4motion (170 kW) / 3.2 V6 4motion (173 kW) / 1.9 TDI (62/75/77 kW) *		570 901 076 E39	600 402 083 H3 585 200 080 F18 577 400 078 E44	580 406 074 F17 574 012 068 E11			019 096AGM 110 096
2.0 TDI (62 kW) / 2.0 TDI 4motion (103 kW) / 2.0 BiTDI (132 kW) / 2.0 BiTDI 4motion (132 kW) *		570 901 076 E39	585 200 080 F18 577 400 078 E44	580 406 074 F17 574 012 068 E11			096AGM 110 096
2.5 TDI (96 kW) / 2.5 TDI 4motion (96 kW) *		595 901 085 G14 570 901 076 E39	600 402 083 H3	595 402 080 G3 574 012 068 E11			019AGM 019 096AGM 096
<b>TRANSPORTER V Bus (7HB, 7HJ)</b>	04/03 →						
2.0 (85 kW) *		595 901 085 G14 570 901 076 E39	600 402 083 H3	560 408 054 D24 580 406 074 F17 574 012 068 E11			027 019AGM 019 096AGM 110 096
3.2 V6 (170 kW) *		595 901 085 G14 570 901 076 E39	600 402 083 H3 585 200 080 F18 577 400 078 E44	580 406 074 F17			027 019AGM 019 096AGM 110 096
3.2 4motion (170 kW) / 2.5 TDi (120 kW) *		595 901 085 G14 570 901 076 E39	600 402 083 H3 585 200 080 F18 577 400 078 E44	580 406 074 F17			027 019AGM 019 096AGM 110 096
1.9 TDI (62 kW) / 2.5 TDI (96/128 kW) / 2.5 TDI 4motion (96/128 kW) *		595 901 085 G14	600 402 083 H3 585 200 080 F18	580 406 074 F17			019AGM 019 110
2.0 TDI (62 kW) / 2.0 TDI 4motion (103 kW) / 2.0 BiTDI (132 kW) / 2.0 BiTDI 4motion (132 kW) *		595 901 085 G14	600 402 083 H3 585 200 080 F18	580 406 074 F17			019AGM 019 110

FORD  
VW  
▲  
\*

Adapter/Adattatore/Adaptateur/Adaptador/Адаптер  
Adapter/Adattatore/Adaptateur/Adaptador/Адаптер  
For cars with Start/Stop (Must replace AGM with AGM, EFB with EFB)  
Please check as 2 different size batteries can be fitted depending on electrical options

**VARTA**  
BY JOHNSON CONTROLS

 		<b>Start Stop Plus / Start Stop</b> ... B51 2 / B60 2	<b>SILVER dynamic</b> ... 316 2	<b>BLUE dynamic</b> ... 313 2	<b>BLACK dynamic</b> ... 312 2		<b>UK</b>
<b>VW</b>							
<b>TRANSPORTER V Box (7HA, 7HH)</b>	04/03 →						
2.0 (85 kW) / 3.2 4motion (170/173 kW) *		595 901 085 <b>G14</b> 570 901 076 <b>E39</b>	600 402 083 <b>H3</b> 585 200 080 <b>F18</b> 577 400 078 <b>E44</b>	560 408 054 <b>D24</b> 580 406 074 <b>F17</b>			027 019AGM 019 096AGM 110 096
3.2 V6 (170 kW) *		595 901 085 <b>G14</b> 570 901 076 <b>E39</b>	600 402 083 <b>H3</b> 585 200 080 <b>F18</b> 577 400 078 <b>E44</b>	560 408 054 <b>D24</b> 580 406 074 <b>F17</b>			027 019AGM 019 096AGM 110 096
1.9 TDI (62 kW) / 2.5 TDI (96/128 kW) / 2.5 TDI 4motion (96/128 kW) *		595 901 085 <b>G14</b>	600 402 083 <b>H3</b> 585 200 080 <b>F18</b>	580 406 074 <b>F17</b>			019AGM 019 110
1.9 TDI (63 kW) *		595 901 085 <b>G14</b> 570 901 076 <b>E39</b>	600 402 083 <b>H3</b> 585 200 080 <b>F18</b>	580 406 074 <b>F17</b>			019AGM 019 096AGM 110
2.0 TDI (62 kW) / 2.0 TDI 4motion (103 kW) / 2.0 BiTDI (132 kW) / 2.0 BiTDI 4motion (132 kW) *		595 901 085 <b>G14</b>	600 402 083 <b>H3</b> 585 200 080 <b>F18</b>	580 406 074 <b>F17</b>			019AGM 019 110
<b>TRANSPORTER V Flatbed / Chassis (7JD, 7JE, 7JL, 7JY, 7JZ)</b>	04/03 →						
2.0 (85 kW) / 3.2 4motion (170 kW) *		595 901 085 <b>G14</b> 570 901 076 <b>E39</b>	600 402 083 <b>H3</b> 585 200 080 <b>F18</b> 577 400 078 <b>E44</b>	560 408 054 <b>D24</b> 580 406 074 <b>F17</b>			027 019AGM 019 096AGM 110 096
3.2 V6 (170 kW) *		595 901 085 <b>G14</b> 570 901 076 <b>E39</b>	600 402 083 <b>H3</b> 585 200 080 <b>F18</b> 577 400 078 <b>E44</b>	560 408 054 <b>D24</b> 580 406 074 <b>F17</b>			027 019AGM 019 096AGM 110 096
1.9 TDI (62 kW) / 2.5 TDI (96/128 kW) / 2.5 TDI 4motion (96 kW) *		595 901 085 <b>G14</b>	600 402 083 <b>H3</b> 585 200 080 <b>F18</b>	580 406 074 <b>F17</b>			019AGM 019 110
2.0 TDI (62 kW) / 2.0 TDI 4motion (103 kW) / 2.0 BiTDI (132 kW) / 2.0 BiTDI 4motion (132 kW) *		595 901 085 <b>G14</b>	600 402 083 <b>H3</b> 585 200 080 <b>F18</b>	580 406 074 <b>F17</b>			019AGM 019 110
2.5 TDI 4motion (128 kW) *		595 901 085 <b>G14</b>	600 402 083 <b>H3</b> 585 200 080 <b>F18</b>	595 402 080 <b>G3</b> 580 406 074 <b>F17</b>			019AGM 019 110
<b>WARTBURG</b>							
<b>353</b>	06/66 →						
1.0 (37 kW) / 1.3 (43 kW)			552 401 052 <b>C6</b>	544 402 044 <b>B18</b>	541 400 036 <b>A17</b>		063
<b>353 Tourist</b>	10/67 - 05/91						
1.0 (37 kW) / 1.3 (43 kW)			552 401 052 <b>C6</b>	544 402 044 <b>B18</b>	541 400 036 <b>A17</b>		063
<b>ZASTAVA</b>							
<b>101 (1100)</b>	06/72 - 12/93						
1.1 (40 kW) / 1.1 Super (47 kW) / 1.3 (48 kW) *			563 401 061 <b>D39</b>	560 127 054 <b>D43</b>	556 401 048 <b>C15</b>		078 077
<b>YUGO</b>	04/80 - 06/95						
0.9 (33 kW) / 1.1 60 EFI (44 kW) / 1.3 65 EFI (48 kW) *			563 401 061 <b>D39</b>	560 127 054 <b>D43</b>	556 401 048 <b>C15</b>		078 077
<b>YUGO FLORIDA</b>	10/88 →						
1.1 (44 kW) / 1.3 (50 kW) / 1.4 (52 kW) / 1.4 CAT (52 kW) / 1.6 (62 kW) *			563 401 061 <b>D39</b>	560 127 054 <b>D43</b>	556 401 048 <b>C15</b>		078 077

FORD  
VW  
  
\* Adapter/Adattatore/Adaptateur/Adaptador/Адаптер  
Adapter/Adattatore/Adaptateur/Adaptador/Адаптер  
For cars with Start/Stop (Must replace AGM with AGM, EFB with EFB)  
Please check as 2 different size batteries can be fitted depending on electrical options

130.com.ua



Адрес в Германии:

Johnson Controls Autobatterie GmbH  
Export  
Am Leineufer 51  
Germany - 30419 Hannover  
Tel.: +49 (0) 511 975 - 0  
Fax: +49 (0) 511 975 - 1544  
E-Mail: [export@varta-automotive.com](mailto:export@varta-automotive.com)  
[www.varta-automotive.com](http://www.varta-automotive.com)



Printed on 100% recycled paper.



BY JOHNSON CONTROLS