



PHONES

0 (800) 800 130
(050) 462 0 130
(063) 462 0 130
(067) 462 0 130

130
COM.UA

Internet store of
autogoods



SKYPE

km-130

CAR RECEIVERS — Receivers • Media receivers and stations • Native receivers • CD/DVD changers • FM-modulators/USB adapters • Flash memory • Facia plates and adapters • Antennas • Accessories |
CAR AUDIO — Car audio speakers • Amplifiers • Subwoofers • Processors • Crossovers • Headphones • Accessories | TRIP COMPUTERS — Universal computers • Model computers • Accessories |
GPS NAVIGATORS — Portable GPS • Built-in GPS • GPS modules • GPS trackers • Antennas for GPS navigators • Accessories | VIDEO — DVR • TV sets and monitors • Car TV tuners • Cameras • Videomodules
• Transcoders • Car TV antennas • Accessories | SECURITY SYSTEMS — Car alarms • Bike alarms • Mechanical blockers • Immobilizers • Sensors • Accessories | OPTIC AND LIGHT — Xenon • Bixenon • Lamps
• LED • Stroboscopes • Optic and Headlights • Washers • Light, rain sensors • Accessories | PARKTRONICS AND MIRRORS — Rear parktronic • Front parktronic • Combined parktronic • Rear-view mirrors
• Accessories | HEATING AND COOLING — Seat heaters • Mirrors heaters • Screen-wipers heaters • Engine heaters • Auto-refrigerators • Air conditioning units • Accessories | TUNING — Vibro-isolation
• Noise-isolation • Tint films • Accessories | ACCESSORIES — Radar-detectors • Handsfree, Bluetooth • Windowlifters • Compressors • Beeps, loudspeakers • Measuring instruments • Cleaners • Car seats
• Miscellaneous | MOUNTING — Installation kits • Upholstery • Grilles • Tubes • Cable and wire • Tools • Miscellaneous | POWER — Batteries • Converters • Start-charging equipment • Capacitors
• Accessories | MARINE AUDIO AND ELECTRONICS — Marine receivers • Marine audio speakers • Marine subwoofers • Marine amplifiers • Accessories | CAR CARE PRODUCTS — Additives • Washer fluid •
Care accessories • Car polish • Flavors • Adhesives and sealants | LIQUID AND OIL — Motor oil • Transmission oil • Brake fluid • Antifreeze • Technical lubricant



In store "130" you can find and buy almost all necessary goods for your auto in Kyiv and other cities, delivery by ground and postal services. Our experienced consultants will provide you with exhaustive information and help you to choose the very particular thing. We are waiting for you at the address

<https://130.com.ua>



British Audio



4 Coaxial

PULSE4-V4

5 Coaxial

PULSE5-V4

57 Coaxial

PULSE57-V4

6 Coaxial

PULSE6-V4

69 Coaxial

PULSE69-V4

P U L S E
S E R I E S
Coaxial Speakers

Owners Manual

Congratulations on purchasing your VIBE speakers. Please read this manual in order to fully understand how to get the best results from this product and ensure that all advice on how to look after the product is followed.

Thank you for buying VIBE, we hope you enjoy listening to your product as much as we enjoyed creating it.

WARNING



DO NOT EXPOSE THIS PRODUCT TO DAMP OR MOISTURE - doing so may result in fire, shock or damage to the product.

BEFORE WIRING DISCONNECT THE CABLE FROM THE POSITIVE BATTERY TERMINAL - failure to do so may result in electric shock or injury.

ENSURE GOOD AND CORRECT CONNECTIONS - failure to make the correct connections may result in fire or damage to the product.

DO NOT USE ANY FUNCTIONS OF THIS EQUIPMENT THAT MAY TAKE YOUR CONCENTRATION AWAY FROM DRIVING YOUR VEHICLE - do not set up your amplifier whilst driving, doing so may result in an accident. For prolonged setting up, make sure that your vehicle is stationary and in a safe location.

KEEP THE VOLUME AT A LEVEL SO YOU CAN STILL HEAR OUTSIDE NOISE - failure to do this may result in an accident. VIBE equipment is capable of producing sound levels that can permanently damage your hearing. VIBE recommends caution when listening at high volume. For safe and enjoyable listening the sound should be comfortable and clear without distortion.

CAUTION

Never connect any speaker lead to the car chassis. This can cause severe damage to your speaker /car radio /amplifier.

Before drilling or cutting any holes, investigate the layout of your vehicle thoroughly.

Use caution when working near the fuel / hydraulic lines and electrical wiring.

Observe the correct polarity when wiring, improper phasing may cause a loss of bass response.

Ensure that no moving parts catch on the speaker or grill (e.g. window or door handles, or window glass inside the door)

Warning

During the normal use of this enclosure, the amplifier heatsink may become very hot.

Please do not touch during or immediately after use.

Please ensure that when installing this product the heatsink will not come into contact with any materials that may be damaged by heat such as upholstery or plastics.

Limited Warranty

All VIBE products carry a full 12 month warranty, valid from the date of the original receipt and proof of purchase (UK only). The online warranty card should be completed within seven days of the original purchase date. The original receipt and packaging should be retained for this twelve month period. If the product develops a problem any stage during the warranty period, it should be returned to the point of purchase in it's original packaging, and complete with no items missing.

A full description of VIBE's warranty information can be found on our website:

www.vibeaudio.co.uk

What Is Not Covered

- Damage to product due to improper installation.
- Subsequent damage to other components.
- Damage caused by exposure to moisture, excessive heat, chemical cleaners and / or UV radiation.
- Damage through negligence, misuse, accident or abuse. Repeated returns for the same fault may be considered abuse.
- Any cost or expense related to the removal and / or re-installation of the product.
- Damage caused by amplifier clipping or distortion.
- Items repaired or modified by any unauthorised repair facility.
- Return shipping on non defective items.
- Products returned without a returns authorisation number.
- Damage to product due to use of sealant.

International Warranty

Contact your international VIBE dealer or distributor concerning specific procedure for your country's warranty policies. www.vibeaudio.co.uk

Warning

VIBE equipment is capable of sound pressure levels that can cause permanent damage to your hearing and those around you. Please use common sense when listening to your audio system and practice safe sound.

Copyright


All content included in this manual such as text, graphics, logos, icons, images and data, are the property of Midbass Distribution Limited t/a VIBE Technologies Limited (herein referred to as "VIBE", "us" or "we") and its affiliate or their content and technology providers, and are protected by United Kingdom and International copyright laws. All rights reserved. VIBE TV, VIBE Arcade, Bass Box, Optisound, Cinesound, BlackAir, BlackBox, Space, LiteAir, SLICK, BlackDeath, Eubonic, Resaper, Anti-VIBE, FastPlug, BlackHole, QB69, VIBE Turbo Port, Vibe TurboVent, Pressure Board, Super Driver, VIBE Pulse, VIBE Power, VIBE Digital, VIBE MAG Plugs, Ferrite Loaded, VIBE Solid Core, VIBE OCC, VIBE FLAT, ICC, Bass Enhance, Bass Enhance+, QBass, SpeedBass, PowerBass, N-Wedge, Box Grip, ARBSS, Supercar Series and all stylised representations of product names, or the abbreviations of product names, as logos are all trademarks of VIBE. Graphics and logos are trademarks or trade dress of VIBE Technologies Ltd or its subsidiaries. VIBE's trademarks and trade dress may not be used in connection with any product or service that is not VIBE's, in any manner that is likely to cause confusion among customers or in any manner that disparages or discredits VIBE. All other trademarks not owned by VIBE or its subsidiaries that appear in this manual are the property of their respective owners, who may or may not be affiliated with, connected to, or sponsored by VIBE or its subsidiaries.

TO THE FULLEST EXTENT PERMITTED AT LAW, VIBE IS PROVIDING THIS MANUAL AND ITS CONTENT ON AN "AS IS" BASIS AND MAKES NO (AND EXPRESSLY DISCLAIMS ALL) REPRESENTATIONS OR WARRANTIES OF ANY KIND, EXPRESS OR IMPLIED, WITH RESPECT TO THIS MANUAL OR THE INFORMATION, CONTENT, MATERIALS OR PRODUCTS INCLUDED IN THIS MANUAL INCLUDING, WITHOUT LIMITATION, WARRANTIES OF MERCHANTABILITY AND FITNESS FOR A PARTICULAR PURPOSE. IN ADDITION, VIBE DOES NOT REPRESENT OR WARRANT THAT THE INFORMATION CONTAINED IN THIS MANUAL IS COMPLETE OR CURRENT, AND THAT ALL SPECIFICATIONS AND INFORMATION CONTAINED WITHIN THIS MANUAL ARE SUBJECT TO CHANGE WITHOUT NOTICE. VIBE RECOMMEND CAUTION WHEN LISTENING TO MUSIC REPRODUCED THROUGH VIBE EQUIPMENT. VIBE EQUIPMENT IS CAPABLE OF PRODUCING SOUND AND SOUND PRESSURE LEVELS THAT CAN PERMANENTLY DAMAGE HEARING OF YOU AND THAT OF OTHERS. FOR SAFE AND ENJOYABLE LISTENING, THE SOUND SHOULD BE CLEAR WITHOUT DISTORTION AT A COMFORTABLE VOLUME. BY USING ANY VIBE EQUIPMENT, YOU AGREE TO TAKE FULL RESPONSIBILITY FOR YOUR OWN SAFETY AND THE SAFETY OF OTHERS WHEN LISTENING TO MUSIC AT HIGH VOLUMES THROUGH EQUIPMENT YOU HAVE PURCHASED. USE OF ANY VIBE EQUIPMENT CONSTITUTES AGREEMENT TO THIS DISCLAIMER. Except as specifically stated in this manual, to the fullest extent permitted at law, neither VIBE nor any of its affiliates, directors, employees or other representatives will be liable for damages arising out of or in connection with the use of this manual or the information, content, materials or products included. This is a comprehensive limitation of liability that applies to all damages of any kind, including (without limitation) compensatory, direct, indirect or consequential damages, loss of data, income or profit, loss of or damage to property and claims of third parties. For the avoidance of doubt, VIBE does not limit its liability for death or personal injury to the extent only that it arises as a result of negligence of VIBE, its affiliates, directors, employees or other representatives.

Speaker Installation Guidelines

Firstly, make sure that the speakers will fit in your chosen location. This may involve the removal of the standard vehicle speakers. Please use the mounting depth and hole cut dimensions as detailed in this manual for guidance.

- If necessary cut any material away to allow the speaker to sit correctly.
- Cut out the mounting hole and pre-drill any other fixing holes.
- Screw through both gasket and speaker until the speaker is securely fastened.

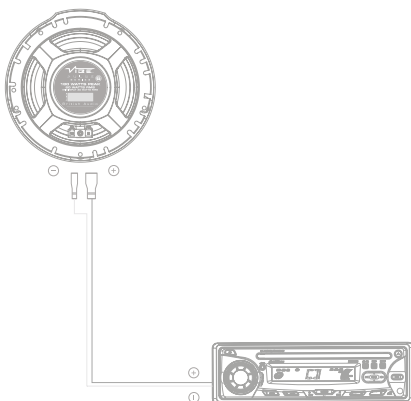


Speaker Installation

Using the template provided find a suitable mounting location for the speaker.

Mark the mounting holes and pre drill the fixing hole with a 2mm drill bit. If the grill is to be fitted then place it over the speaker and screw through both the grill and the speaker using the provided screws. Be careful not to over tighten the screws as it may cause damage to the grill.

Wiring Connections To A Headunit

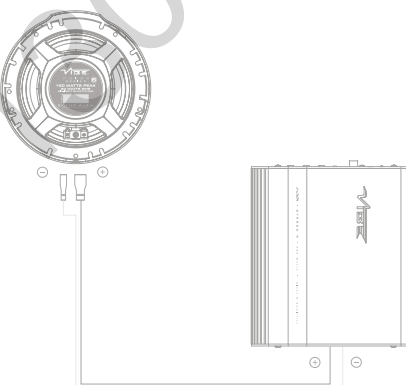


- Connect the speaker to the speaker wiring in the vehicle ensuring that correct polarity is observed.

Positive: Black / white stripe

Negative: Black

Wiring Connections To An Amplifier



- Connect the speaker to the speaker wiring in the vehicle ensuring that correct polarity is observed.

Positive: Black / white stripe

Negative: Black

UK Technical Enquiries

Call 09067031420

Calls cost 50p per minute. Call costs correct at date of publication (01/02/12)

Hours of business 9.00am - 5.30pm GMT Monday - Friday.

All calls are recorded for training purposes.

MIDBASS Distribution

PO Box 11000

B75 7WG



International Technical Enquiries

For international technical support please contact the distribution agent for your country.

Please visit www.vibeaudio.co.uk for more details.



Specification

Model	PULSE4-V4	PULSE5-V4	PULSE57-V4	PULSE6-V4	PULSE69-V4
Type	Coaxial	Coaxial	Coaxial	Coaxial	Coaxial
Configuration	2-way	2-way	2-way	2-way	3-way
Speaker Size	4" (100mm)	5.25" (133mm)	5.25" x 7.5" (133 x 190mm)	6.5" (165mm)	6" x 9" (150 x 222mm)
RMS Power	40 watts	50 watts	60 watts	60 watts	100 watts
Peak Power	120 watts	150 watts	180 watts	180 watts	300 watts
Minimum Input (RMS)	20 watts	25 watts	30 watts	30 watts	50 watts
Sensitivity	83dB	90dB	85dB	91dB	90dB
Frequency Response	100Hz - 20kHz	80Hz - 20kHz	65Hz - 20kHz	65Hz - 20kHz	45Hz - 20kHz
Impedance	4Ω	4Ω	4Ω	4Ω	4Ω
Mounting Depth	1.7" (44mm)	2" (50mm)	2.1" (53mm)	2.1" (53mm)	3.1" (78mm)
Mounting Diameter	3.7" (95mm)	4.6" (117mm)	5" x 7.1" (128x180mm)	5.6" (141mm)	5.7" x 8.7" (149 x 222mm)
Recommended Amp	PULSE2-V4	PULSE2V4	PULSE2-V4	PULSE2-V4	PULSE2-V4



British Audio

130.com.ua

PULSE
SERIES

Designed and engineered in England



www.vibeaudio.co.uk



www.youtube.com/vibeaudio



www.facebook.com/vibeaudio



www.twitter.com/vibecaraudio

