



PHONES

0 (800) 800 130  
(050) 462 0 130  
(063) 462 0 130  
(067) 462 0 130

130  
COM.UA

Internet store of  
autogoods



SKYPE

km-130

CAR RECEIVERS — Receivers • Media receivers and stations • Native receivers • CD/DVD changers • FM-modulators/USB adapters • Flash memory • Facia plates and adapters • Antennas • Accessories |  
CAR AUDIO — Car audio speakers • Amplifiers • Subwoofers • Processors • Crossovers • Headphones • Accessories | TRIP COMPUTERS — Universal computers • Model computers • Accessories |  
GPS NAVIGATORS — Portable GPS • Built-in GPS • GPS modules • GPS trackers • Antennas for GPS navigators • Accessories | VIDEO — DVR • TV sets and monitors • Car TV tuners • Cameras • Videomodules  
• Transcoders • Car TV antennas • Accessories | SECURITY SYSTEMS — Car alarms • Bike alarms • Mechanical blockers • Immobilizers • Sensors • Accessories | OPTIC AND LIGHT — Xenon • Bixenon • Lamps  
• LED • Stroboscopes • Optic and Headlights • Washers • Light, rain sensors • Accessories | PARKTRONICS AND MIRRORS — Rear parktronic • Front parktronic • Combined parktronic • Rear-view mirrors  
• Accessories | HEATING AND COOLING — Seat heaters • Mirrors heaters • Screen-wipers heaters • Engine heaters • Auto-refrigerators • Air conditioning units • Accessories | TUNING — Vibro-isolation  
• Noise-isolation • Tint films • Accessories | ACCESSORIES — Radar-detectors • Handsfree, Bluetooth • Windowlifters • Compressors • Beeps, loudspeakers • Measuring instruments • Cleaners • Car seats  
• Miscellaneous | MOUNTING — Installation kits • Upholstery • Grilles • Tubes • Cable and wire • Tools • Miscellaneous | POWER — Batteries • Converters • Start-charging equipment • Capacitors  
• Accessories | MARINE AUDIO AND ELECTRONICS — Marine receivers • Marine audio speakers • Marine subwoofers • Marine amplifiers • Accessories | CAR CARE PRODUCTS — Additives • Washer fluid •  
Care accessories • Car polish • Flavors • Adhesives and sealants | LIQUID AND OIL — Motor oil • Transmission oil • Brake fluid • Antifreeze • Technical lubricant



In store "130" you can find and buy almost all necessary goods for your auto in Kyiv and other cities, delivery by ground and postal services. Our experienced consultants will provide you with exhaustive information and help you to choose the very particular thing. We are waiting for you at the address

<https://130.com.ua>

## RDS AV RECEIVER

Autoradio Multimedia RDS

Sintolettore AV con RDS

AV RECEPTOR RDS

RDS-AV-RECEIVER

RDS AV-ONTVANGER

# Pioneer

Quick start guide

Guide de démarrage rapide

Guida rapida all'uso

Guía de iniciación rápida

Schnellstartanleitung

Snelstartgids

# MVH-A200VBT

# MVH-A100V

<b>Pioneer CarStereo-Pass</b>	Händler-Stempel Dealer's stamp														
Bitte bei Kauf sofort ausfüllen. Please fill out immediately after purchase.															
Eingravierte 14-stellige Serien-Nummer: Engraved 14-digit serial number:															
<table border="1"><tr><td>P</td><td>I</td><td></td><td></td><td></td><td></td><td></td><td></td><td></td><td></td><td></td><td></td><td></td><td></td></tr></table>		P	I												
P		I													
Kaufdatum: Date of purchase:															
<table border="1"><tr><td></td><td></td><td></td><td></td><td></td><td></td></tr></table>															
Le Pioneer CarStereo-Pass est utilisable seulement en Allemagne.															

<CRD5065-A>

### English

This guide is intended to guide you through the basic functions of this unit. For details, please refer to the Operation manual stored on the CD-ROM. Furthermore, manuals are available on the website.  
<http://www.pioneer-car.eu>

### Français

Ce guide a pour but de vous présenter les fonctions de base de cet appareil. Pour les détails, veuillez vous reporter au mode d'emploi qui se trouve sur le CD-ROM. Des manuels supplémentaires sont aussi disponible sur notre site web.  
<http://www.pioneer-car.eu>

### Italiano

Questa guida illustra le funzioni principali dell'apparecchio. Per informazioni particolareggiate s'invita a consultare il manuale d'uso fornito nel CD-ROM. I manuali sono inoltre disponibili presso il sito  
<http://www.pioneer-car.eu>

### Español

Se ha diseñado esta guía con la intención de guiarle a través de las funciones básicas de esta unidad. Para los detalles, consulte el Manual de instrucciones que se encuentra almacenado en el CD-ROM. Además, los manuales están disponibles en el sitio Web.  
<http://www.pioneer-car.eu>

### Deutsch

Diese Anleitung führt Sie durch die grundlegenden Funktionen dieses Geräts. Einzelheiten finden Sie in der Bedienungsanleitung, die auf der CD-ROM enthalten ist. Außerdem sind die Bedienungsanleitungen auch auf unserer Website verfügbar.  
<http://www.pioneer-car.eu>

### Nederlands

Deze gids is bedoeld om u bekend te maken met de basisfuncties van dit toestel. Raadpleegt u voor details de handleiding op de CD-ROM. Handleidingen zijn ook verkrijgbaar op onze website.  
<http://www.pioneer-car.eu>

### Declaration of Conformity with regard to the Radio Equipment Directive 2014/53/EU

Manufacturer: <b>Pioneer Corporation</b> 28-8, Honkomagome 2-chome, Bunkyo-ku, Tokyo 113-0021, JAPAN	EU Representative's & Importer: <b>Pioneer Europe NV</b> Haven 1087, Keetberglaan 1, 9120 Melsele, Belgium <a href="http://www.pioneer-car.eu">http://www.pioneer-car.eu</a>
---	---

[\*] MVH-A200VBT, MVH-A100V

English:  
Hereby, Pioneer declares that the radio equipment type [\*] is in compliance with Directive 2014/53/EU. The full text of the EU declaration of conformity is available at the following internet address: <http://www.pioneer-car.eu/compliance>

Suomi:  
Pioneer vakuuttaa, että radiolaitetyypit [\*] on direktiivin 2014/53/EU mukainen. EU-vaatimustenmukaisuusvakuutuksen täysimittainen teksti on saatavilla seuraavassa internetosoitteessa: <http://www.pioneer-car.eu/compliance>

Nederlands:  
Hierbij verklaar ik, Pioneer, dat het type radioapparaat [\*] conform is met Richtlijn 2014/53/EU. De volledige tekst van de EU-conformiteitsverklaring kan worden geraadpleegd op het volgende internetadres: <http://www.pioneer-car.eu/compliance>

Français:  
Le soussigné, Pioneer, déclare que l'équipement radioélectrique du type [\*] est conforme à la directive 2014/53/UE. Le texte complet de la déclaration UE de conformité est disponible à l'adresse internet suivante: <http://www.pioneer-car.eu/compliance>

Svenska:  
Härmed försäkrar Pioneer att denna typ av radioustrustning [\*] överensstämmer med direktiv 2014/53/EU. Den fullständiga texten till EU-försäkran om överensstämmelse finns på följande webbadress: <http://www.pioneer-car.eu/compliance>

Dansk:  
Hermed erklærer Pioneer, at radioustyrstypen [\*] er i overensstemmelse med direktiv 2014/53/EU. EU-overensstemmelseserklæringens fulde tekst kan findes på følgende internetadresse: <http://www.pioneer-car.eu/compliance>

Deutsch:  
Hiermit erkläre Pioneer, dass der Funkanlagentyp [\*] der Richtlinie 2014/53/EU entspricht. Der vollständige Text der EU-Konformitätserklärung ist unter der folgenden Internetadresse verfügbar: <http://www.pioneer-car.eu/compliance>

Ελληνικά:  
Με την παρούσα ο/η Pioneer, δηλώνει ότι ο ραδιοεξοπλισμός [\*] πληροί την οδηγία 2014/53/ΕΕ. Το πλήρες κείμενο της δήλωσης συμμόρφωσης ΕΕ διατίθεται στην ακόλουθη ιστοσελίδα στο διαδίκτυο: <http://www.pioneer-car.eu/compliance>

Italiano:  
Il fabbricante, Pioneer, dichiara che il tipo di apparecchiatura radio [\*] è conforme alla direttiva 2014/53/UE. Il testo completo della dichiarazione di conformità UE è disponibile al seguente indirizzo Internet: <http://www.pioneer-car.eu/compliance>

English:  
Hereby, Pioneer declares that the radio equipment type [\*] is in compliance with Directive 2014/53/EU. The full text of the EU declaration of conformity is available at the following internet address: <http://www.pioneer-car.eu/compliance>

Português:  
O(a) abaixo assinado(a) Pioneer declara que o presente tipo de equipamento de rádio [\*] está em conformidade com a Diretiva 2014/53/UE. O texto integral da declaração de conformidade está disponível no seguinte endereço de Internet: <http://www.pioneer-car.eu/compliance>

Čeština:  
Tímto Pioneer prohlašuje, že typ rádiového zařízení [\*] je v souladu se směrnicí 2014/53/EU. Úplné znění EU prohlášení o shodě je k dispozici na této internetové adrese: <http://www.pioneer-car.eu/compliance>

Eesti:  
Käesolevaga deklareerib Pioneer, et käesolev raadioseadme tüüp [\*] vastab direktiivi 2014/53/EL nõuetele. ELi vastavusdeklaratsiooni täielik tekst on kättesaadav järgmisel internetiaadressil: <http://www.pioneer-car.eu/compliance>

Magyar:  
Pioneer igazolja, hogy a [\*] típusú rádióberendezés megfelel a 2014/53/EU irányelvnek. Az EU-megfelelőségi nyilatkozat teljes szövege elérhető a következő internetes címen: <http://www.pioneer-car.eu/compliance>

Latviešu valoda:  
Ar šo Pioneer deklarē, ka radioiekārtā [\*] atbilst Direktīvai 2014/53/ES. Pilns ES atbilstības deklarācijas teksts ir pieejams šādā interneta vietnē: <http://www.pioneer-car.eu/compliance>

Lietuvių kalba:  
Aš, Pioneer, patvirtinu, kad radijo įrenginių tipas [\*] atitinka Direktyvą 2014/53/ES. Visas ES atitikties deklaracijos tekstas prieinamas šiuo interneto adresu: <http://www.pioneer-car.eu/compliance>

Malti:  
B'dan, Pioneer, niddikjara li dan it-tip ta' tagħmir tar-radju [\*] huwa konformi mad-Direttiva 2014/53/UE. It-test kollu tad-dikjarazzjoni ta' konformità tal-UE huwa disponibbli f'dan l-indirizz tal-Internet li ġejj: <http://www.pioneer-car.eu/compliance>

Slovenščina:  
Pioneer týmto vyhlasuje, že rádiové zariadenie typu [\*] je v súlade so smernicou 2014/53/EU. Úplné EU vyhlásenie o zhode je k dispozícii na tejto internetovej adrese: <http://www.pioneer-car.eu/compliance>

Italiano:  
Il fabbricante, Pioneer, dichiara che il tipo di apparecchiatura radio [\*] è conforme alla direttiva 2014/53/UE. Il testo completo della dichiarazione di conformità UE è disponibile al seguente indirizzo Internet: <http://www.pioneer-car.eu/compliance>

### Slovenščina:

Pioneer potrjuje, da je tip radijske opreme [\*] skladen z Direktivo 2014/53/EU. Celotno besedilo izjave EU o skladnosti je na voljo na naslednjem spletnem naslovu: <http://www.pioneer-car.eu/compliance>

Română:  
Prin prezenta, Pioneer declară că tipul de echipamente radio [\*] este în conformitate cu Directiva 2014/53/UE. Textul integral al declarației UE de conformitate este disponibil la următoarea adresă internet: <http://www.pioneer-car.eu/compliance>

Български:  
С настоящото Pioneer декларира, че този тип радиосъоръжение [\*] е в съответствие с Директива 2014/53/ЕС. Цялостният текст на ЕС декларацията за съответствие може да се намери на следния интернет адрес: <http://www.pioneer-car.eu/compliance>

Polski:  
Pioneer niniejszym oświadcza, że typ urządzenia radiowego [\*] jest zgodny z dyrektywą 2014/53/UE. Pełny tekst deklaracji zgodności UE jest dostępny pod następującym adresem internetowym: <http://www.pioneer-car.eu/compliance>

Norsk:  
Herved Pioneer erklærer at radioustyr type [\*] er i samsvar med direktiv 2014/53/EU. Den fullstendige teksten i EU-samsvarserklæringen er tilgjengelig på følgende internetadresse: <http://www.pioneer-car.eu/compliance>

Isleńska:  
Hér með Pioneer lýsir yfir að tegund þráðlausan búnað [\*] er í samræmi við tilskipun 2014/53/ESB. The fullur texti af ESB-samræmisýrilyngu er í boði á eftirfarandi veffangi: <http://www.pioneer-car.eu/compliance>

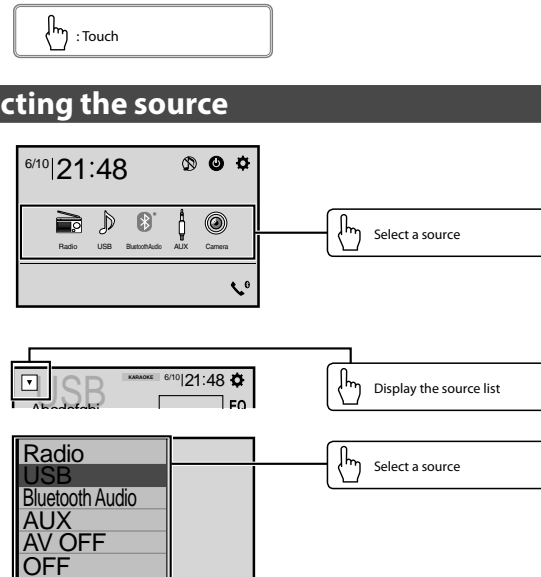
Hrvatski:  
Pioneer ovime izjavljuje da je radijska oprema tipa [\*] u skladu s Direktivom 2014/53/EU. Cjeloviti tekst EU izjave o sukladnosti dostupan je na sljedećoj internetskoj adresi: <http://www.pioneer-car.eu/compliance>

Türk:  
Burada, Pioneer radyo ekipmanı turunun [\*] 2014/53/EU direktiflerine uyumlu olduğunu beyan eder. Avrupa uyumluluk beyanının tam metni belirtilen internet sitesinde mevcuttur: <http://www.pioneer-car.eu/compliance>

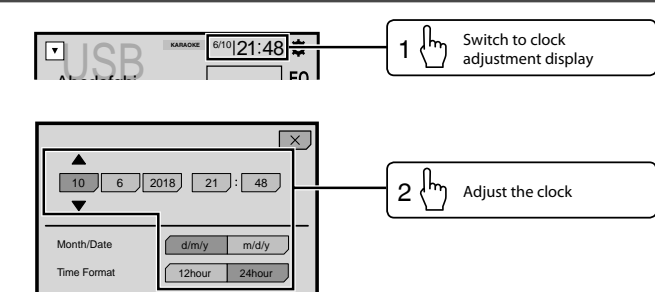
## Notepad / Bloc-notes / Appunti / Bloc de notas / Notepad / Notities

Autogoods "130"

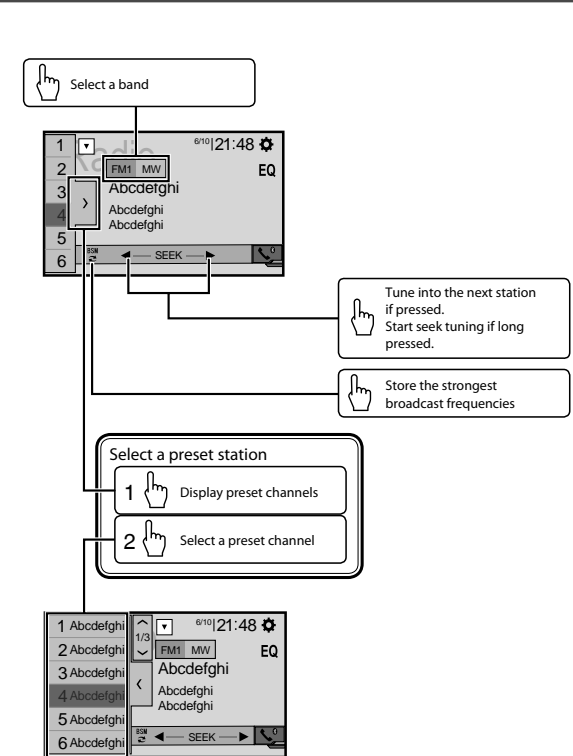
### Selecting the source



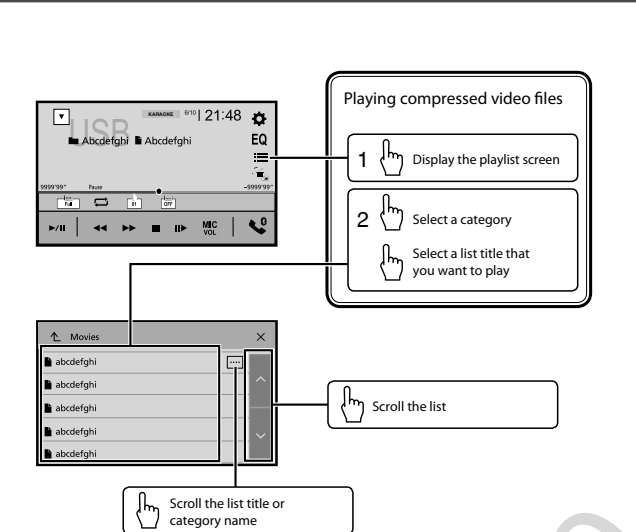
### Setting the clock



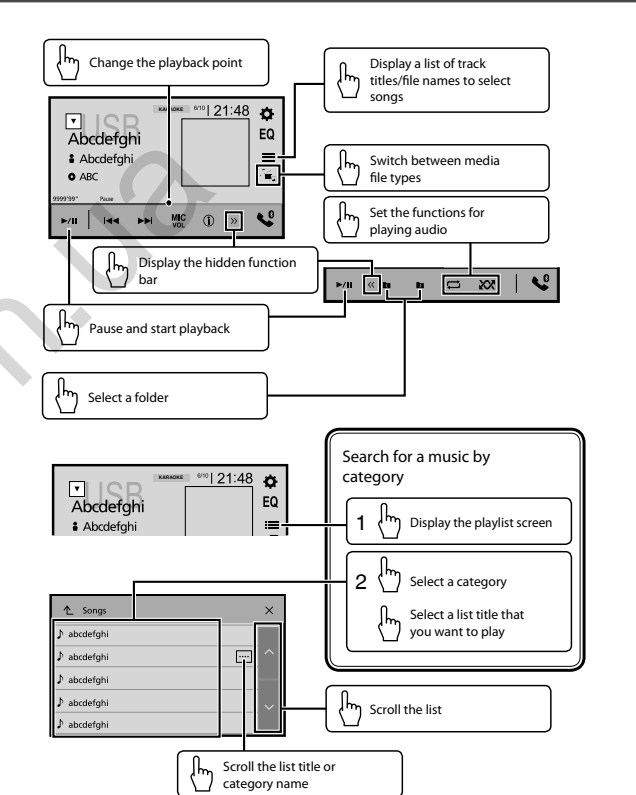
### Tuner operation



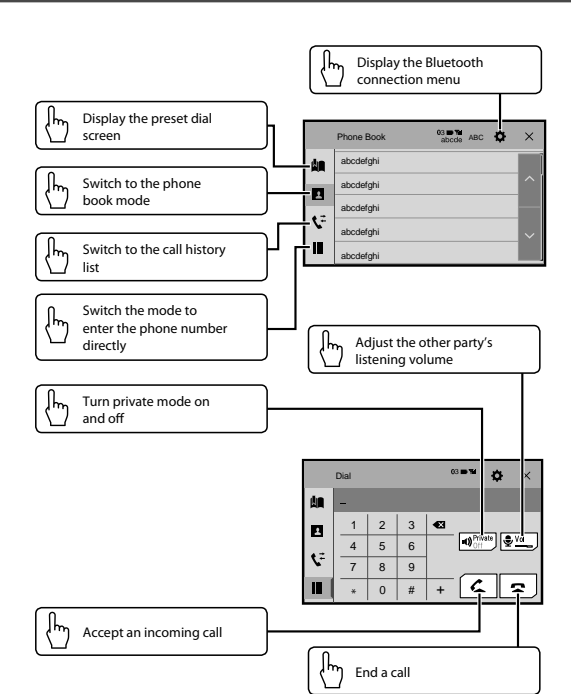
### Moving images operation



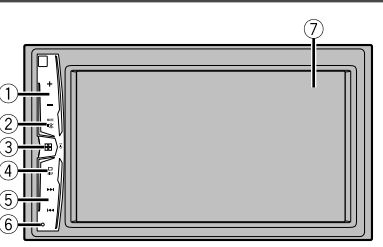
### Audio operation



### Bluetooth telephone operation

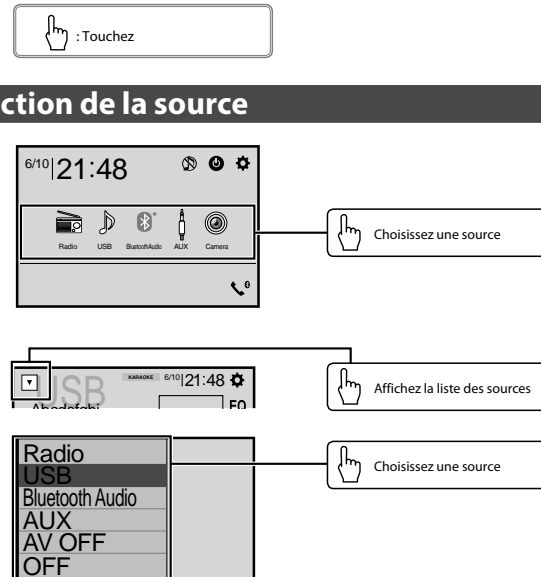


### What's What

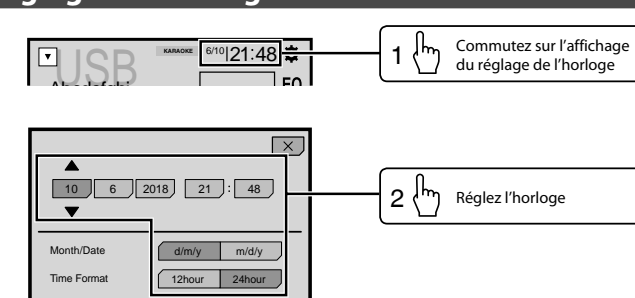


- 1 VOL (+/-) button
- 2 MUTE button
- 3 button  
Press to display the top menu screen.  
Press and hold to power off.
- 4 DISP button  
Press to turn the display on or off.
- 5 button  
Press to answer or end a call.
- 6 RESET button
- 7 LCD screen

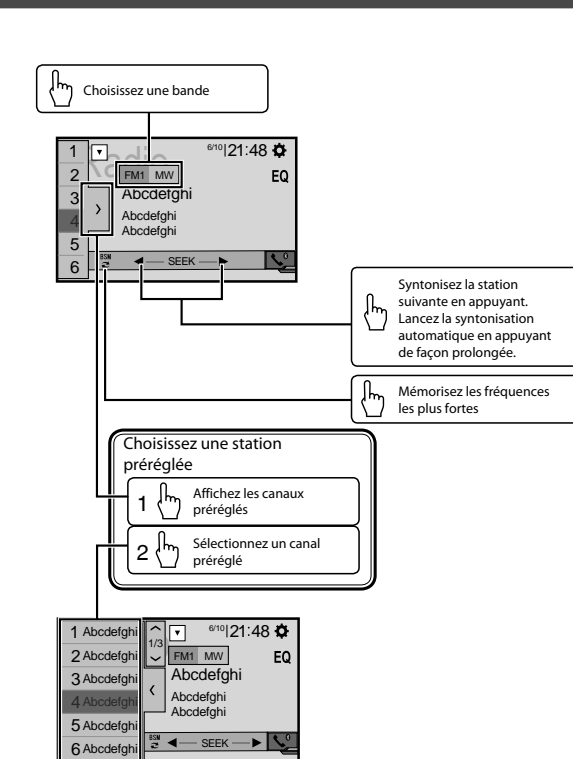
## Sélection de la source



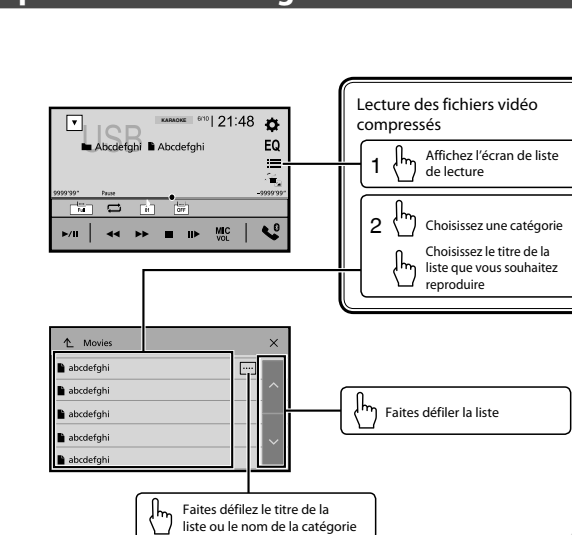
## Réglage de l'horloge



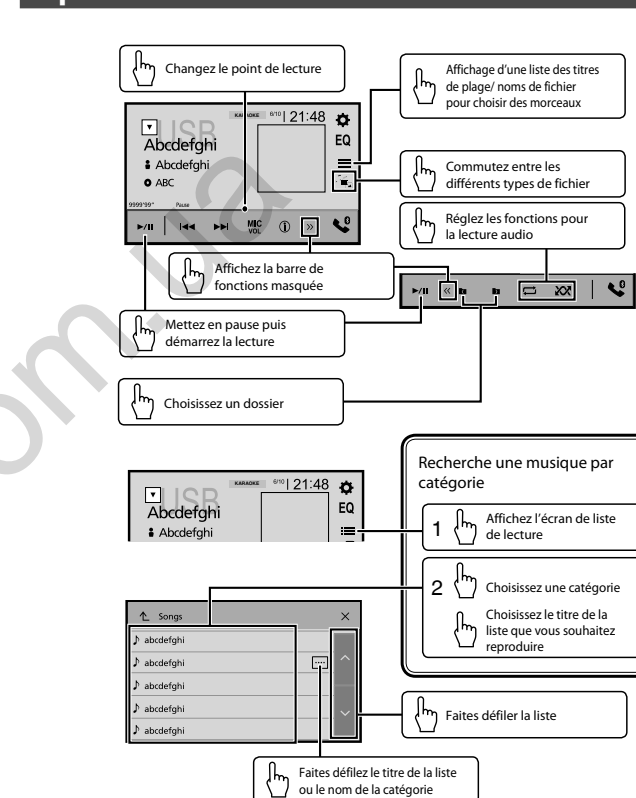
## Utilisation du tuner



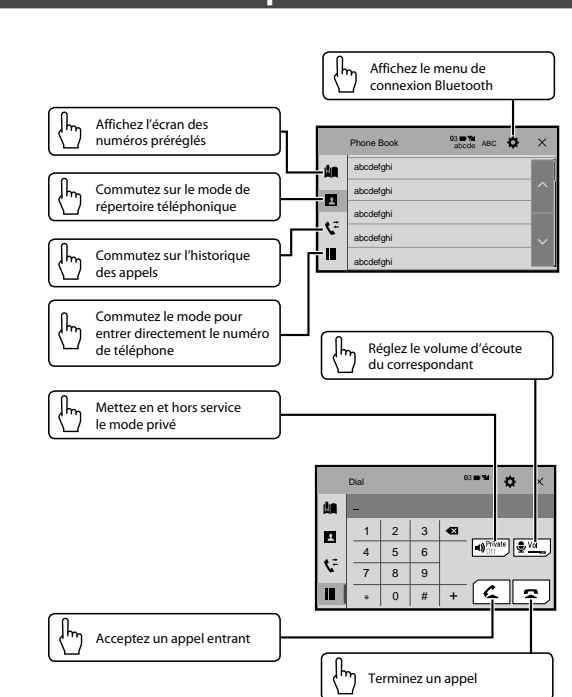
## Exploitation des images animées



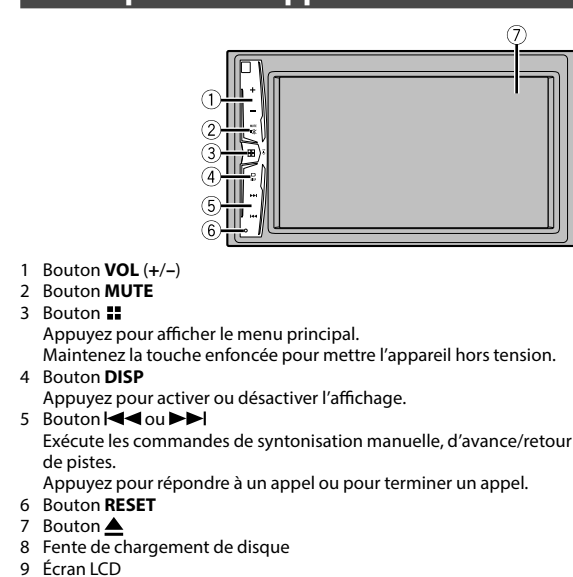
## Opérations audio



## Utilisation d'un téléphone Bluetooth



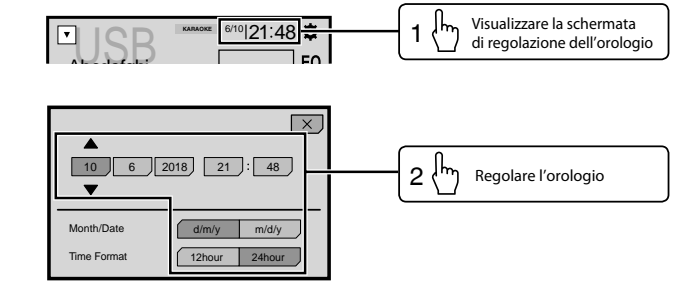
## Description de l'appareil



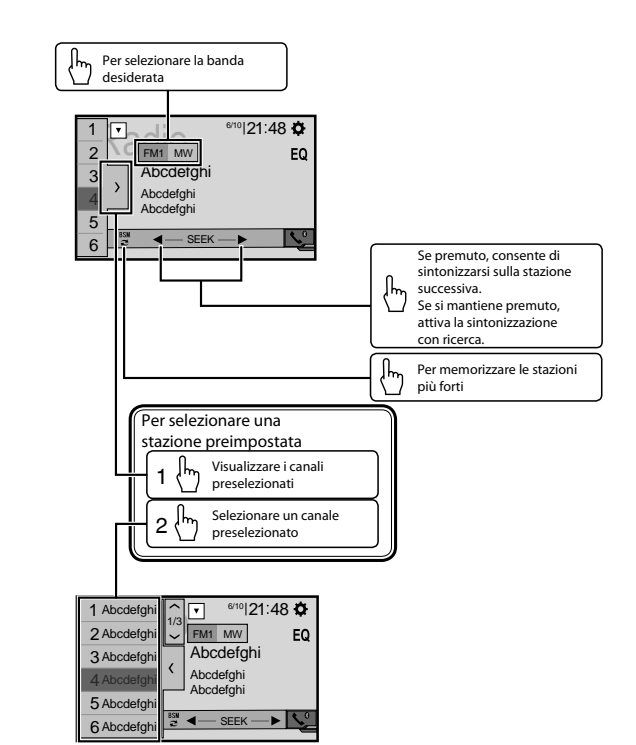
### Selezione della sorgente



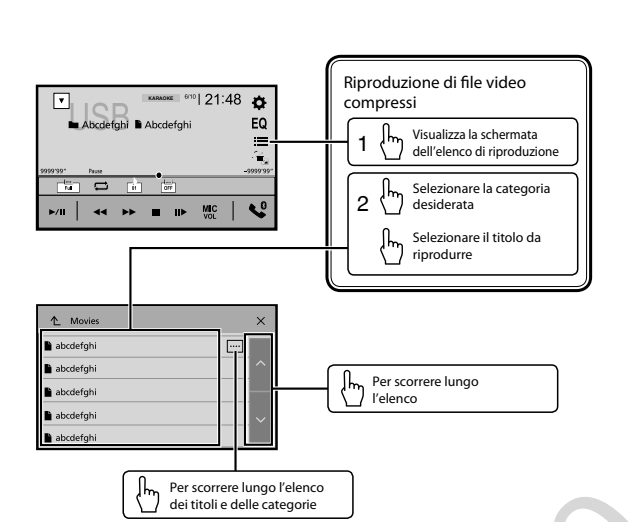
### Impostazione dell'orologio



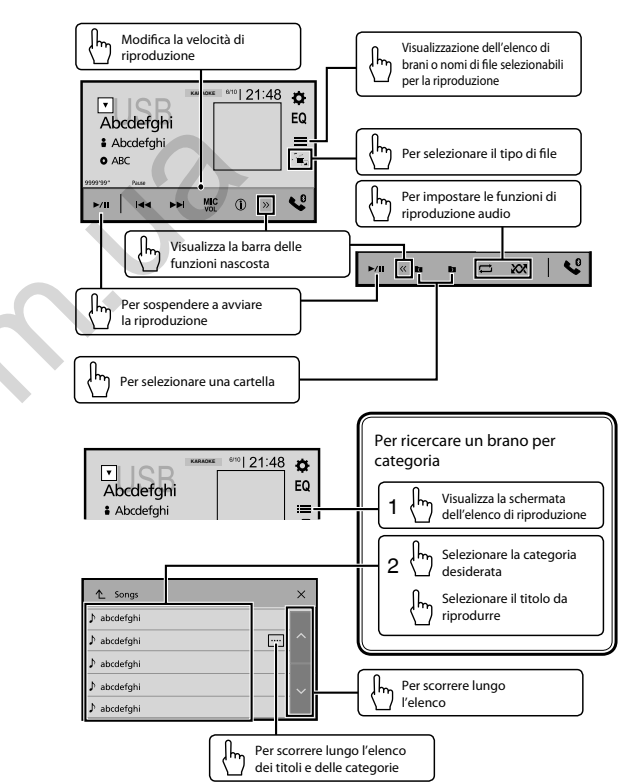
### Uso del sintonizzatore



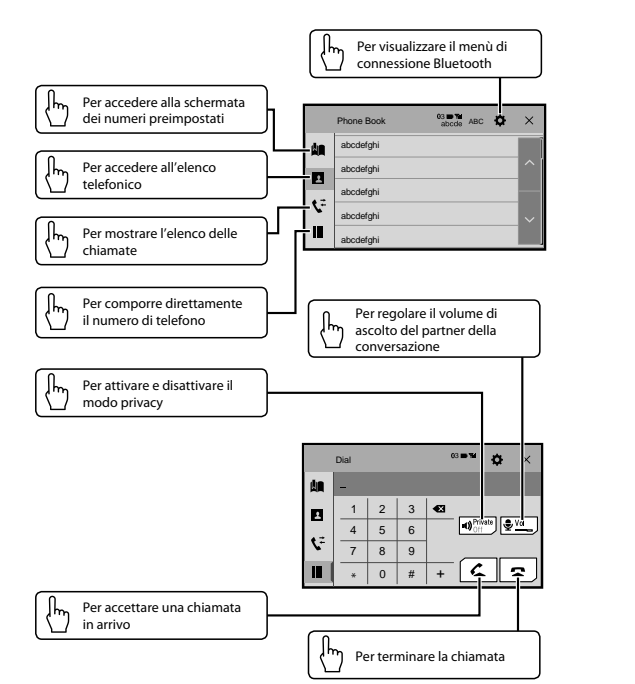
### Uso delle immagini video



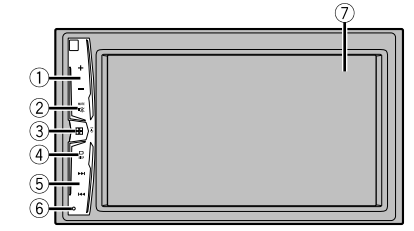
### Uso delle funzioni audio



### Uso del telefono Bluetooth



### Nomenclatura

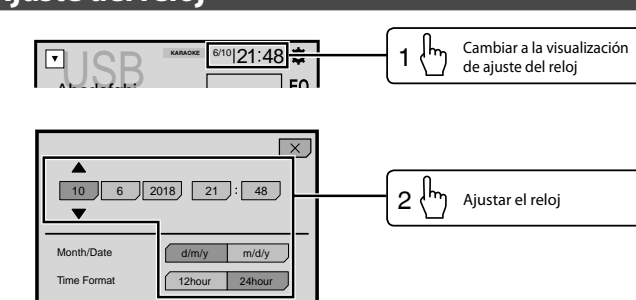


- 1 Pulsante VOL (+/-)
- 2 Pulsante MUTE
- 3 Pulsante
- 4 Pulsante DISP  
Premere per visualizzare la schermata del menu principale.  
Tenere premuto per spegnere.
- 5 Pulsante  
Esegue i comandi di sintonizzazione con ricerca manuale, avanzamento rapido, riavvolgimento e ricerca tracce.  
Premere per effettuare o chiudere una chiamata.
- 6 Pulsante RESET
- 7 Pulsante
- 8 Slot di caricamento del disco
- 9 Schermo LCD

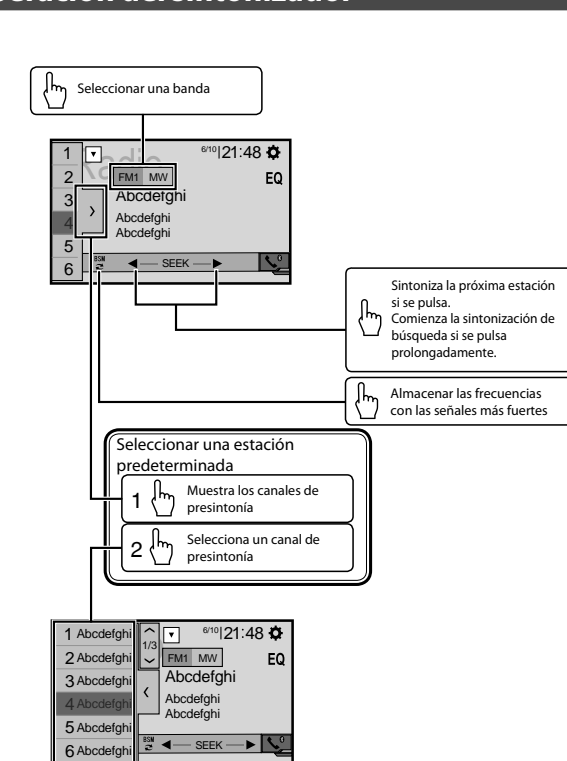
## Seleccionar la fuente



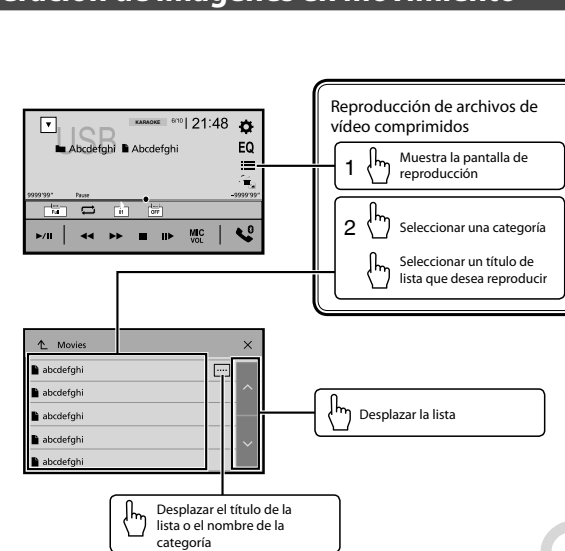
## Ajuste del reloj



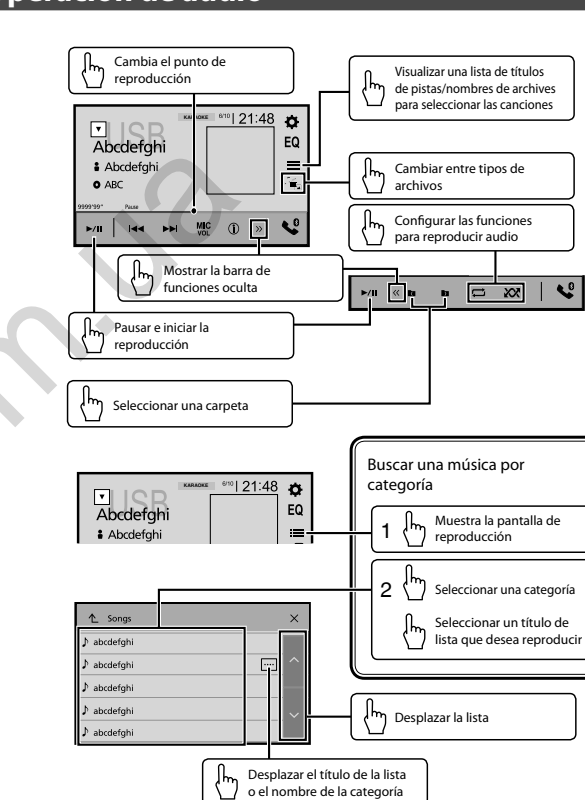
## Operación del sintonizador



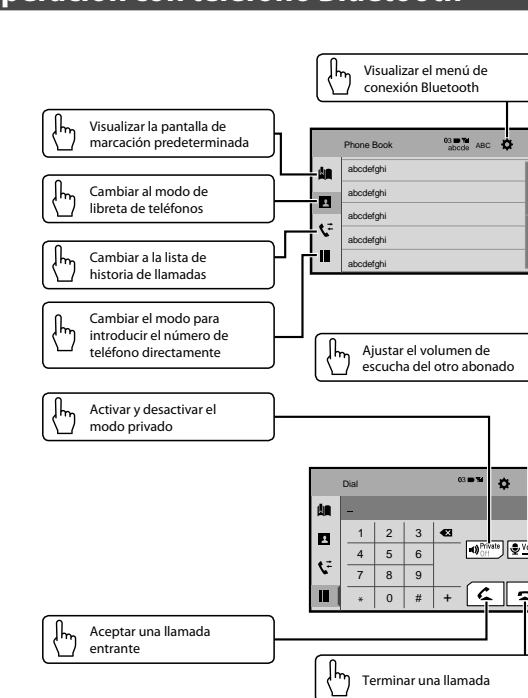
## Operación de imágenes en movimiento



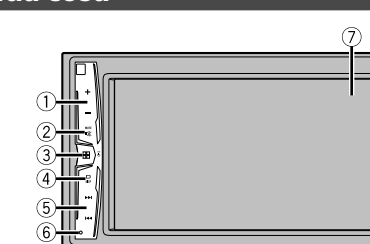
## Operación de audio



## Operación con teléfono Bluetooth

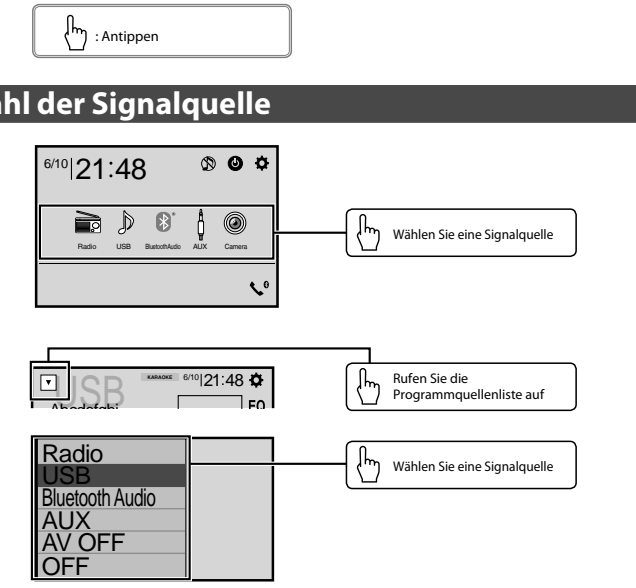


## Qué es cada cosa

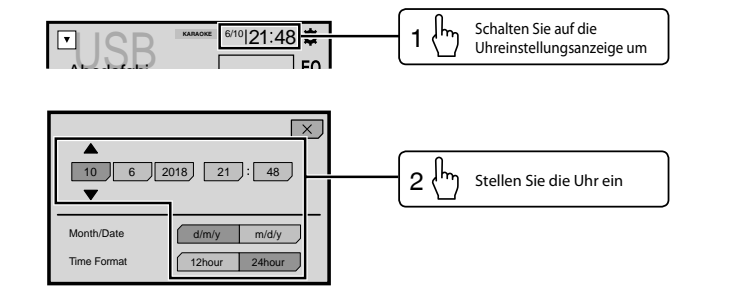


- 1 Botón **VOL** (+/-)
- 2 Botón **MUTE**
- 3 Botón **■**  
Púlselo para mostrar la pantalla del menú inicial. Manténgalo pulsado para apagar.
- 4 Botón **DISP**  
Pulse para encender o apagar la pantalla.
- 5 Botón **◀◀◀ ▶▶▶**  
Realiza la sintonización de búsqueda manual, el avance rápido, el retroceso rápido y los controles de búsqueda de pista. Pulse para responder o colgar.
- 6 Botón **RESET**
- 7 Botón **▲**
- 8 Ranura para la carga de discos
- 9 Pantalla LCD

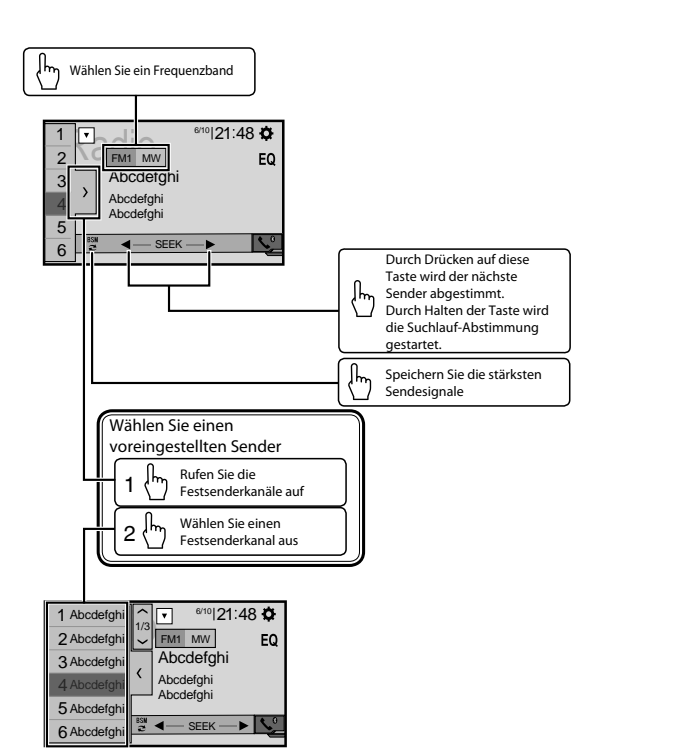
### Wahl der Signalquelle



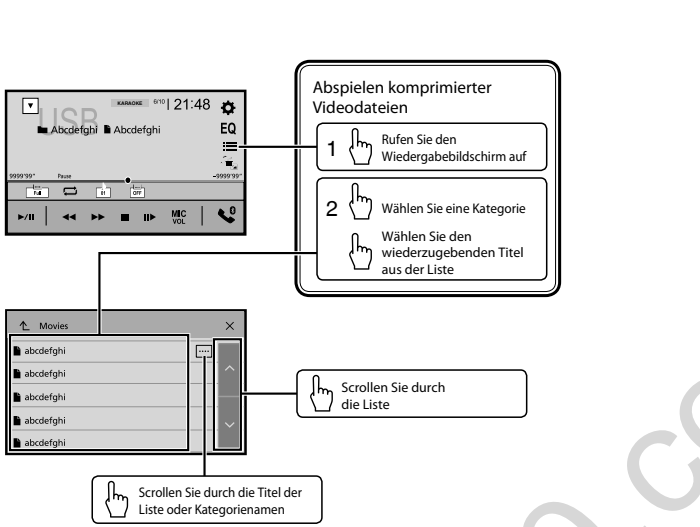
### Einstellen der Uhrzeit



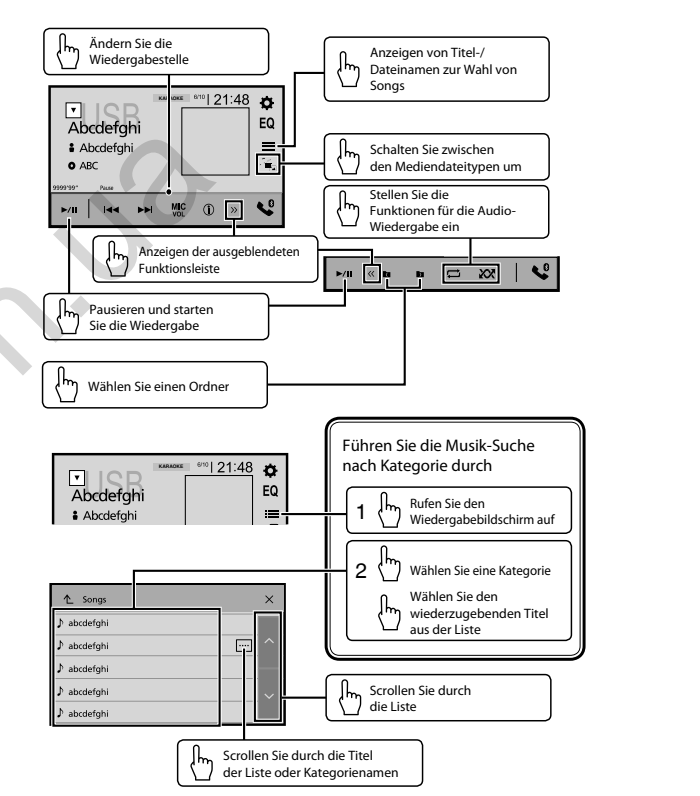
### Tuner-Betrieb



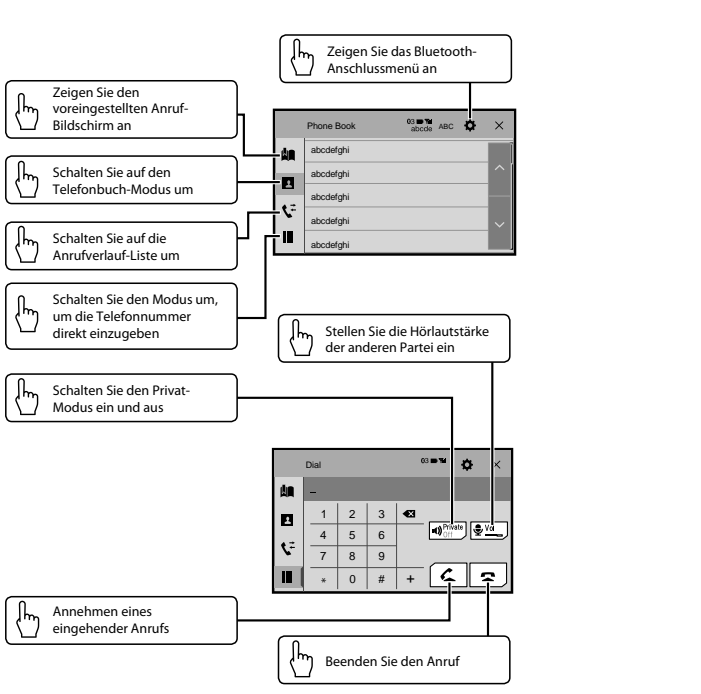
### Bewegtbild-Betrieb



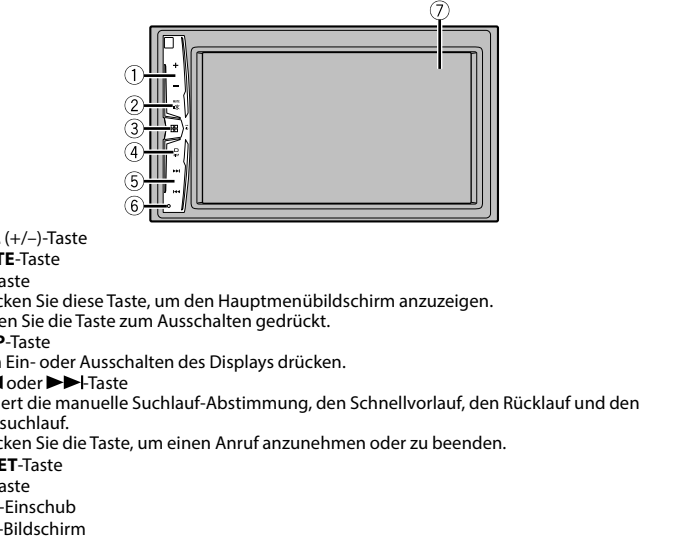
### Audio-Betrieb



### Bluetooth-Telefonbetrieb



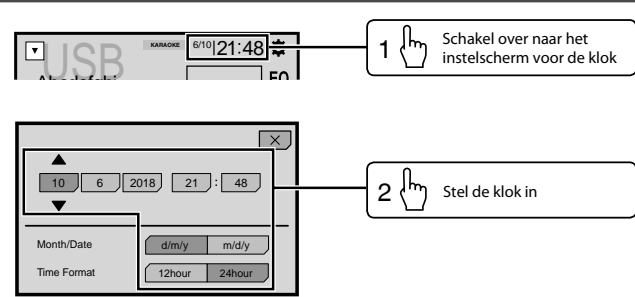
### Die einzelnen Teile



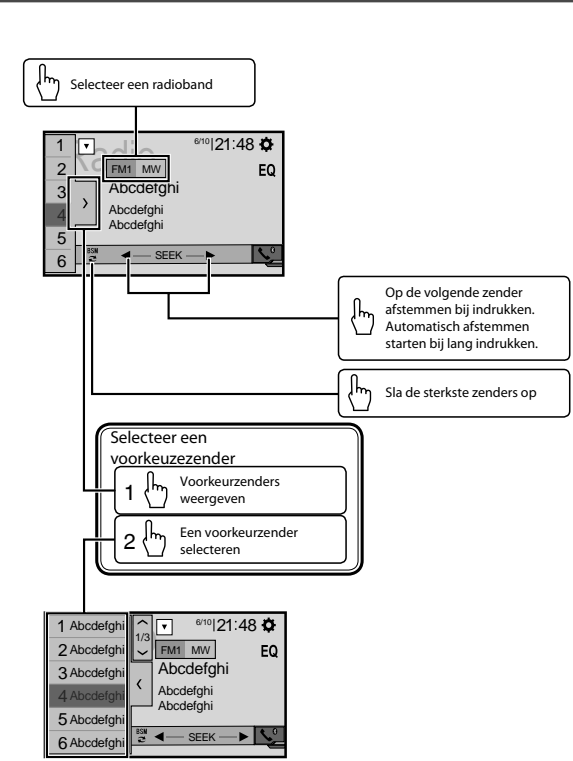
### Selecteren van de signaalbron



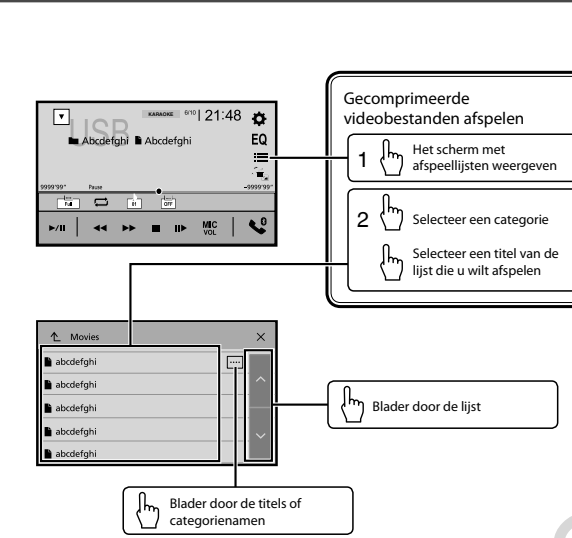
### De klok instellen



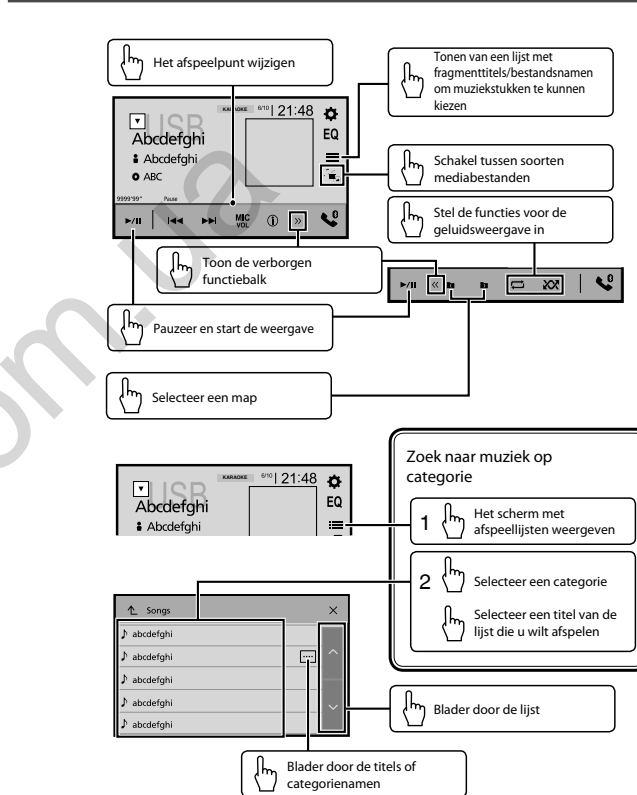
### Bediening van de tuner (radio)



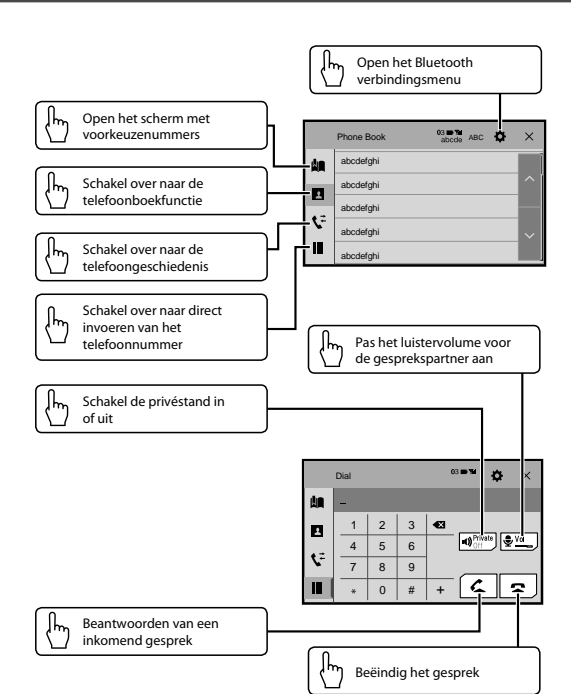
### Bediening bewegende beelden



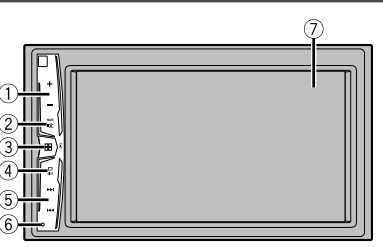
### Bediening audiofuncties



### Bediening Bluetooth telefoon



### Wat is wat



- 1 VOL (+/-) -toets
- 2 MUTE -toets
- 3 ■■ -toets  
Druk hierop om het beginmenuscherm weer te geven. Houd ingedrukt om het apparaat uit te schakelen.
- 4 DISP -toets  
Indrukken om het scherm in of uit te schakelen.
- 5 |◀◀ of ▶▶▶ -toets  
Druk hierop voor handmatige zoekafstemming, snel vooruit- en achteruitspoelen, en zoeken van fragmenten. Druk hierop om een oproep te beantwoorden of te beëindigen.
- 6 RESET -toets
- 7 ▲ -toets
- 8 Disc-laadsleuf
- 9 LCD-scherm



130.com.ua