



PHONES

0 (800) 800 130  
(050) 462 0 130  
(063) 462 0 130  
(067) 462 0 130

**130**  
COM.UA

Internet store of  
autogoods



SKYPE

km-130

CAR RECEIVERS — Receivers • Media receivers and stations • Native receivers • CD/DVD changers • FM-modulators/USB adapters • Flash memory • Facia plates and adapters • Antennas • Accessories |  
CAR AUDIO — Car audio speakers • Amplifiers • Subwoofers • Processors • Crossovers • Headphones • Accessories | TRIP COMPUTERS — Universal computers • Model computers • Accessories |  
GPS NAVIGATORS — Portable GPS • Built-in GPS • GPS modules • GPS trackers • Antennas for GPS navigators • Accessories | VIDEO — DVR • TV sets and monitors • Car TV tuners • Cameras • Videomodules • Transcoders • Car TV antennas • Accessories | SECURITY SYSTEMS — Car alarms • Bike alarms • Mechanical blockers • Immobilizers • Sensors • Accessories | OPTIC AND LIGHT — Xenon • Bixenon • Lamps • LED • Stroboscopes • Optic and Headlights • Washers • Light, rain sensors • Accessories | PARKTRONICS AND MIRRORS — Rear parktronic • Front parktronic • Combined parktronic • Rear-view mirrors • Accessories | HEATING AND COOLING — Seat heaters • Mirrors heaters • Screen-wipers heaters • Engine heaters • Auto-refrigerators • Air conditioning units • Accessories | TUNING — Vibro-isolation • Noise-isolation • Tint films • Accessories | ACCESSORIES — Radar-detectors • Handsfree, Bluetooth • Windowlifters • Compressors • Beeps, loudspeakers • Measuring instruments • Cleaners • Carsits • Miscellaneous | MOUNTING — Installation kits • Upholstery • Grilles • Tubes • Cable and wire • Tools • Miscellaneous | POWER — Batteries • Converters • Start-charging equipment • Capacitors • Accessories | MARINE AUDIO AND ELECTRONICS — Marine receivers • Marine audio speakers • Marine subwoofers • Marine amplifiers • Accessories | CAR CARE PRODUCTS — Additives • Washer fluid • Care accessories • Car polish • Flavors • Adhesives and sealants | LIQUID AND OIL — Motor oil • Transmission oil • Brake fluid • Antifreeze • Technical lubricant



In store "130" you can find and buy almost all necessary goods for your auto in Kyiv and other cities, delivery by ground and postal services. Our experienced consultants will provide you with exhaustive information and help you to chose the very particular thing. We are waiting for you at the address

<https://130.com.ua>



# JC800 3G Car DVR

## User Manual



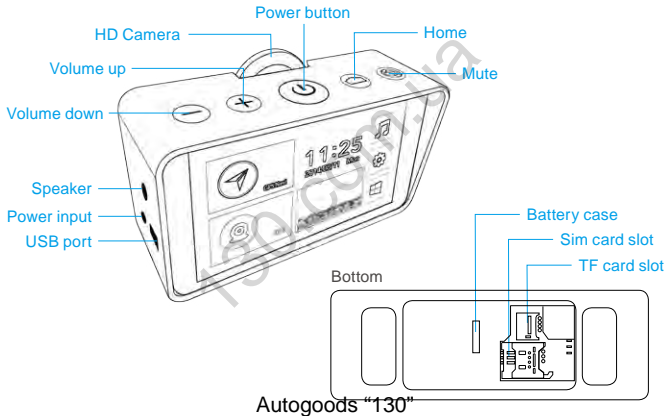
## Instructions before use

1. This device should be connected with a vehicle 12-volt power system (must be grounded), do not install the unit directly on a 24-volt battery in the truck or bus.
2. Do not install the unit onto position that would block the vision or operation of the drivers.
3. For safe driving, the driver must not watch TV program or operate the unit while driving.
4. Do not replace the power fuse without professional guidance.
5. The device consists of high-precision components, please avoid strong impact. Do not disassemble or adjust any inner part, if you have any questions, please turn off the power immediately and notify your local vendors.
6. Do not scratch the mirror with sharp materials.
7. Do not use anything that contains alcoholic or corrosive dilution to clear the screen.
8. Prevent the device from places that is too hot or too cold. Storage temperature:  $-30^{\circ}\text{C} \sim 80^{\circ}\text{C}$ , operating temperature:  $-10^{\circ}\text{C} \sim 55^{\circ}\text{C}$ .
9. Do not expose the unit to moisture, dust, vapors, fumes, direct sunlight or related environment.

### Hints:

- Read all the instructions before installation, and we suggest bringing professionals in helping the installation.
- Please note that when install 3rd party apk, due to compatibility difference the App might not be working well. It might also cause the device to reboot. These errors have nothing to do with the device itself.
- Turn off the device before taking out the TF card.

## Interface descriptions



## Product Features

- CPU Dual-Core 1.3GHz
- Calling function
- Android 4.2 system
- G-Sensor
- 5.5 inch IPS touch screen, QHD (960 \* 540)
- 140° wide-angle camera, 1080P resolution
- WiFi, GSM/WCDMA, Bluetooth
- 1500 mAh battery
- GPS tracking
- Magnetic base for easy installation

## Specifications

CPU	MT8312
Frequency	Dual-core 1.3G
Operating system	Android 4.2
LCD	5.5"QHD, IPS
Lens	140° wide angle
Resolution	1080P

Autogoods "130"

Frame	30FPS
Network	GSM 800/900/1800/1900 WCDMA: 850/1900/2100
Memory	1GB
Internal storage	8GB
External storage	TF card 32GB Max.
Bluetooth	Bluetooth 4.0
FM	Supported (headset antenna)
WIFI	Supported
Speaker	High definition audio speaker*2
G-sensor	Supported
Light sensor	Supported
Battery	1500mAH
Dimensions	151(L)*51(W)*83(H)mm
Weight	360g

## Basic operation

### Turn on/off

Press power button to turn on device; press down power button 2 seconds to turn down device.

**Autogoods "130"**

If the device is on and shut off the engine directly, then next time the engine is on, the device will automatically turn on.

## Energy saving mode

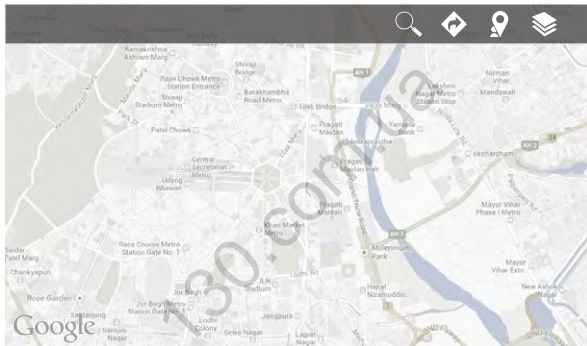
When the device is on, short press power button to go into standby mode, the screen will close. Short press the power button again to return.


## Main screen introduction

The system provides GPS navigation, DVR, Bluetooth, media, rear camera, etc. Press  button to return to main screen,  button to return to last screen.



## Navigation:



1. Press  into Google Map for navigation.
2. 3G/GSM network or Wifi should be available to activate the Google map.
3. Stream the local map with Wifi before installation into cars would be suggested.


**Autogoods "130"**

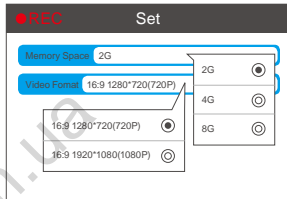


## DVR:



1. When connect to external DC power, device and DVR function will turn on automatically. When using battery, press Ⓢ in main screen to go into recording mode. Press ⏻ at the bottom to stop recording. Press top power button to close the screen, the recording will continue.
2. When the DC power is off and there is no car vibration detected for 2 minutes, device will consider the car has stopped, and the DVR function will be switched off automatically.

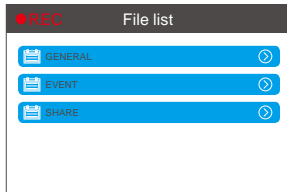
3. Tap the left screen  to set the storage space and recording resolution for video record. When TF card is available, video will be recorded into TF card as default, when there is no TF card or the space of TF card is running full, video will be saved into internal storage automatically.



4. Tap  to review video records, event videos, etc.

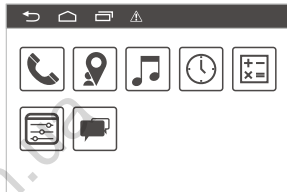
4.1 Default recording resolution is 720P. 3 minutes recording the file will be around 75MB. Video file will be saved every 3 minutes under folder "GENERAL". Old record will be overrun by the new when space is running out.

4.2. G-Sensor. During accident or sudden brake, video file(15 seconds) will be saved in a separate folder "EVENT" and will not be deleted.




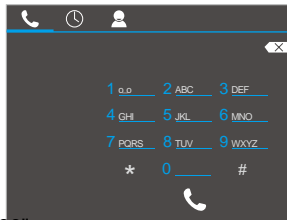
## Applications

Tap  to go into APP list



## Calling function:

1. Support GSM 850/900/1800/1900  
WCDMA 2100/1900/850 frequency
2. Insert SIM and press  to start



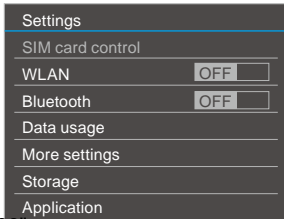
Autogoods "130"

## GPS tracking

1. Insert SIM card, when data connection is successful, the device will start to send GPS data to platform
2. Default tracking function is on. First fix after turn on will take around 2-5 minutes.
3. Please place the device in open air for accurate positioning.
4. Tracking platform is [www.jimitrack.com](http://www.jimitrack.com); detail usage of the platform and APP please refer to the instructions for Jimitrack.

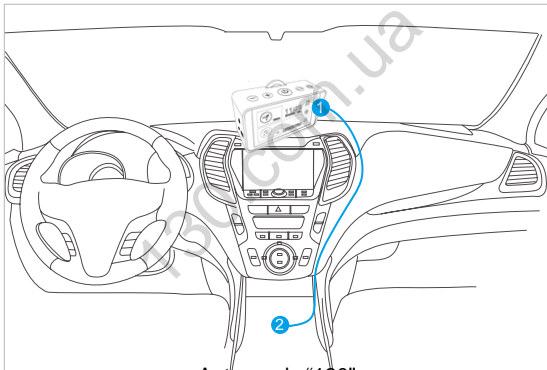


**System setting:** You can set brightness, sound, language, WIFI switch, navigation, etc.



### Wire diagram

The device is equipped with two DC input, one is at the left, one is at the right. Users can choose either one according to different cars.



Autogoods "130"