



PHONES

0 (800) 800 130  
(050) 462 0 130  
(063) 462 0 130  
(067) 462 0 130

130  
COM.UA

Internet store of  
autogoods



SKYPE

km-130

CAR RECEIVERS — Receivers • Media receivers and stations • Native receivers • CD/DVD changers • FM-modulators/USB adapters • Flash memory • Facia plates and adapters • Antennas • Accessories |  
CAR AUDIO — Car audio speakers • Amplifiers • Subwoofers • Processors • Crossovers • Headphones • Accessories | TRIP COMPUTERS — Universal computers • Model computers • Accessories |  
GPS NAVIGATORS — Portable GPS • Built-in GPS • GPS modules • GPS trackers • Antennas for GPS navigators • Accessories | VIDEO — DVR • TV sets and monitors • Car TV tuners • Cameras • Videomodules  
• Transcoders • Car TV antennas • Accessories | SECURITY SYSTEMS — Car alarms • Bike alarms • Mechanical blockers • Immobilizers • Sensors • Accessories | OPTIC AND LIGHT — Xenon • Bixenon • Lamps  
• LED • Stroboscopes • Optic and Headlights • Washers • Light, rain sensors • Accessories | PARKTRONICS AND MIRRORS — Rear parktronic • Front parktronic • Combined parktronic • Rear-view mirrors  
• Accessories | HEATING AND COOLING — Seat heaters • Mirrors heaters • Screen-wipers heaters • Engine heaters • Auto-refrigerators • Air conditioning units • Accessories | TUNING — Vibro-isolation  
• Noise-isolation • Tint films • Accessories | ACCESSORIES — Radar-detectors • Handsfree, Bluetooth • Windowlifters • Compressors • Beeps, loudspeakers • Measuring instruments • Cleaners • Car seats  
• Miscellaneous | MOUNTING — Installation kits • Upholstery • Grilles • Tubes • Cable and wire • Tools • Miscellaneous | POWER — Batteries • Converters • Start-charging equipment • Capacitors  
• Accessories | MARINE AUDIO AND ELECTRONICS — Marine receivers • Marine audio speakers • Marine subwoofers • Marine amplifiers • Accessories | CAR CARE PRODUCTS — Additives • Washer fluid •  
Care accessories • Car polish • Flavors • Adhesives and sealants | LIQUID AND OIL — Motor oil • Transmission oil • Brake fluid • Antifreeze • Technical lubricant

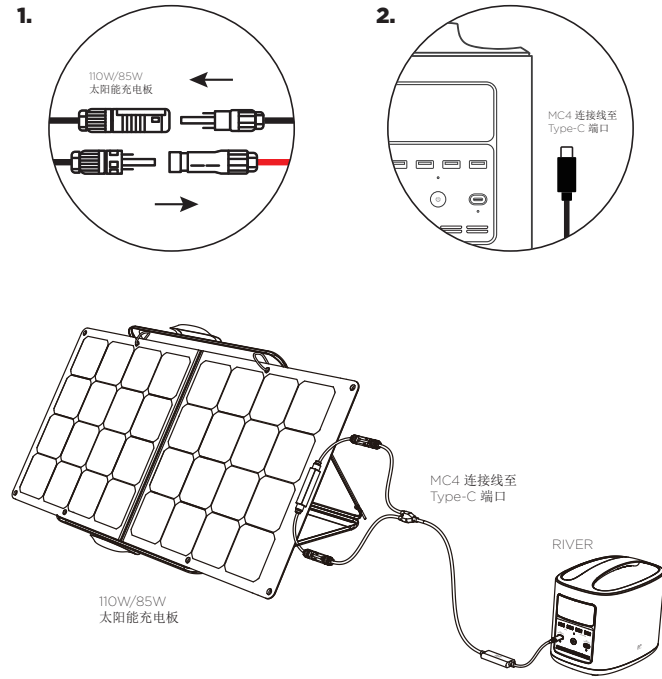


In store "130" you can find and buy almost all necessary goods for your auto in Kyiv and other cities, delivery by ground and postal services. Our experienced consultants will provide you with exhaustive information and help you to chose the very particular thing. We are waiting for you at the address

<https://130.com.ua>

中文

感谢选择使用太阳能充电，为地球的可持续发展贡献您的一份力量。请按照以下两个简单的步骤，利用MC4连接线至USB-C端口将您的太阳能充电板连接到RIVER：



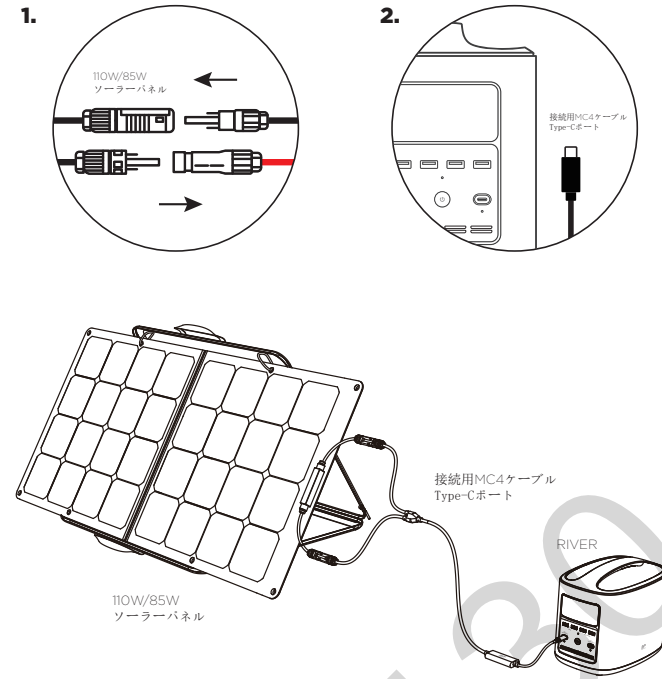
如果您有任何问题或疑问，请发送电子邮件至 [support@ecoflow.com](mailto:support@ecoflow.com) 与我们的产品专家团队联系。



我们保证您多年无忧地利用太阳能！

Japanese

持続可能な社会に向けて環境にやさしいソーラーの利用でご協力いただき有難うございます。ソーラーパネルとRIVERを接続する場合、MC4ケーブルとType-Cポートを使って次の手順に従ってください。



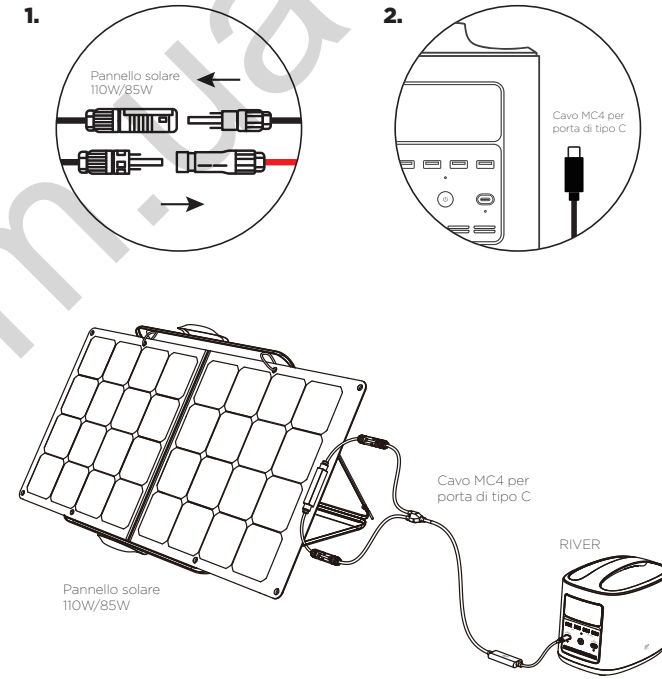
ご質問や懸念事項 がある場合は、[support@ecoflow.com](mailto:support@ecoflow.com) までEメールでお気軽にご連絡ください。



これからも太陽の光を浴び続けられるよう、ぜひご協力ください。

Italian

Grazie per aver scelto di essere più responsabile verso l'ambiente con l'energia solare e contribuire a rendere il mondo più sostenibile. Segui questi due semplici passaggi per connettere il tuo pannello solare a RIVER con il tuo cavo MC4 a una porta di tipo C:



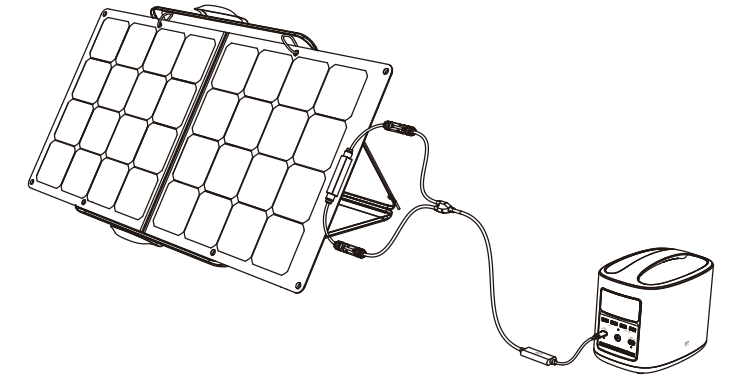
Per qualsiasi dubbio o domanda, contattare il nostro team di Esperti del prodotto al seguente indirizzo email [support@ecoflow.com](mailto:support@ecoflow.com)



**Assorbi il sole per gli anni a venire!**



User Guide



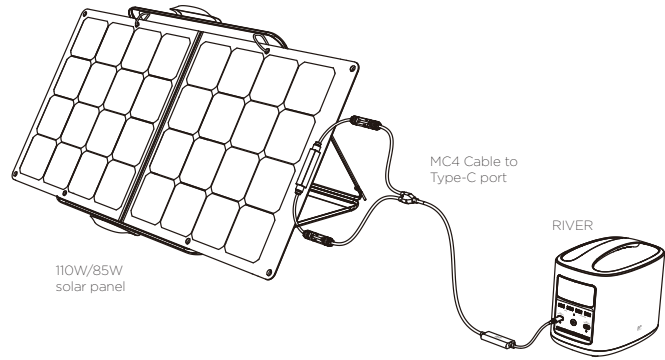
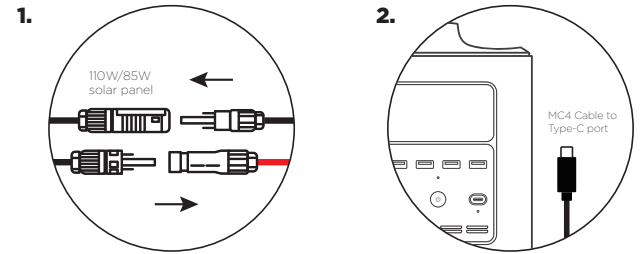
**MC4 Cable to Type-C port**

Contact us

[support@ecoflow.com](mailto:support@ecoflow.com)  
[www.ecoflow.com](http://www.ecoflow.com)

English

Thank you for going green with solar and helping make the world a more sustainable place. Follow these two simple steps to easily connect your solar panel to RIVER with your MC4 Cable to Type-C port :



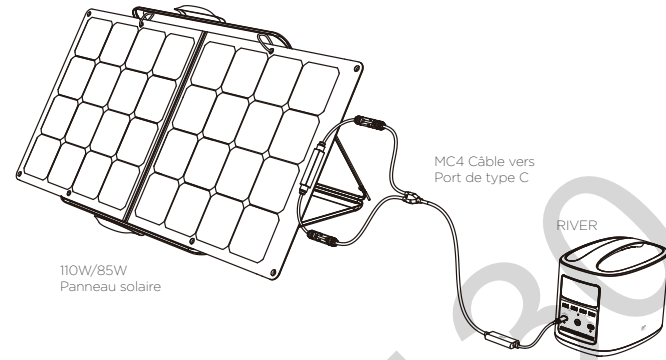
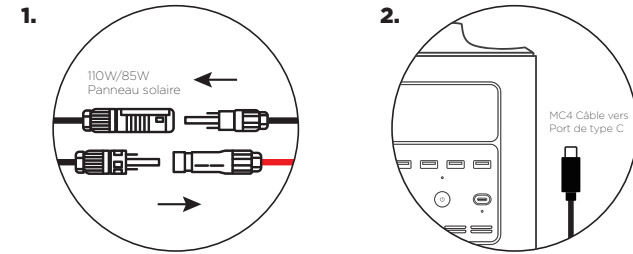
If you have any questions or concerns, Please reach out to our Product Expert team via email at [support@ecoflow.com](mailto:support@ecoflow.com)



**Soak up the sun for years to come!**

French

Je vous remercie de respecter l'environnement avec l'énergie solaire et contribuer à rendre la terre plus durable. Suivez ces deux étapes simples pour connecter facilement votre panneau solaire à RIVER avec votre câble MC4 au port de type C :



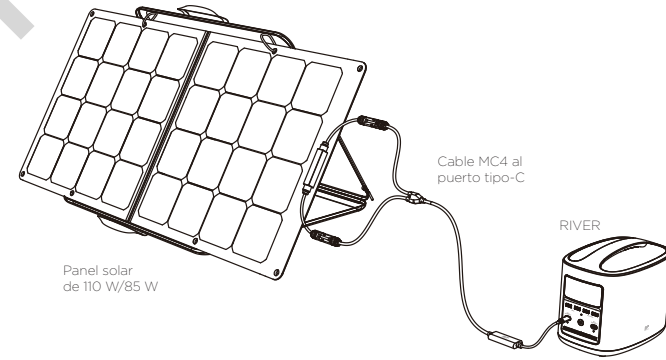
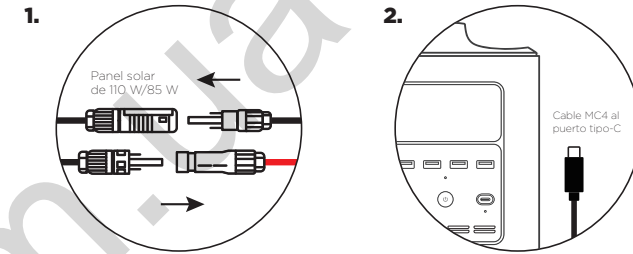
Si vous avez des questions ou des préoccupations, veuillez communiquer avec notre équipe d'experts de produits par courriel à [support@ecoflow.com](mailto:support@ecoflow.com)



**Profitez du soleil pour les années à venir!**

Spanish

Gracias por utilizar energía solar y contribuir a convertir el planeta en un lugar más sostenible. Realice los siguientes dos pasos para conectar fácilmente su panel solar a RIVER con su cable MC4 en el puerto tipo C:



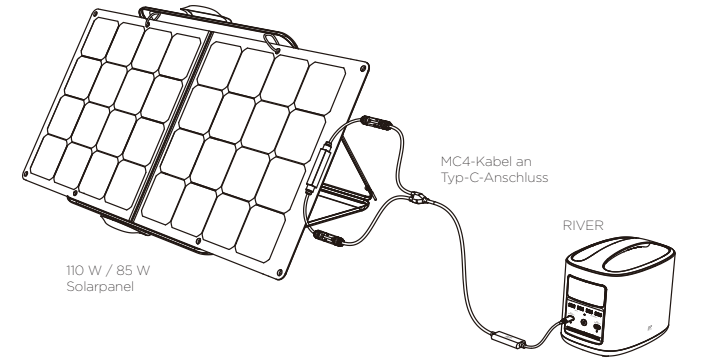
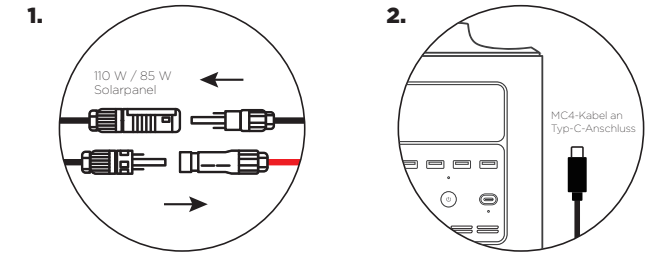
Si tiene alguna pregunta o sugerencia, póngase en contacto con nuestro equipo de expertos de productos a través del correo electrónico [support@ecoflow.com](mailto:support@ecoflow.com)



**¡Disfrute del sol durante los próximos años!**

German

Danke, dass Sie sich für Solartechnologie entschieden haben und dabei helfen, die Welt nachhaltiger zu gestalten. Folgen Sie diesen beiden einfachen Schritten, um Ihr Solarpanel leicht an das RIVER mit Ihrem MC4-Kabel an den Typ-C-Anschluss anzuschließen:



Wenn Sie Fragen oder Anliegen haben, kontaktieren Sie bitte unser Produkt-Expertenteam über E-Mail unter [support@ecoflow.com](mailto:support@ecoflow.com)



**Nutzen Sie die Kraft der Sonne für viele Jahre!**