



PHONES

(044) 360-7-130
(050) 336-0-130
(063) 788-0-130
(067) 233-0-130
(068) 282-0-130

130 Internet store of autogoods

COM.UA



ICQ
294-0-130
597-0-130

SKYPE
km-130

CAR RECEIVERS — Receivers • Media receivers and stations • Native receivers • CD/DVD changers • FM-modulators/USB adapters • Flash memory • Facia plates and adapters • Antennas • Accessories |
CAR AUDIO — Car audio speakers • Amplifiers • Subwoofers • Processors • Crossovers • Headphones • Accessories | TRIP COMPUTERS — Universal computers • Model computers • Accessories |
GPS NAVIGATORS — Portable GPS • Built-in GPS • GPS modules • GPS trackers • Antennas for GPS navigators • Accessories | VIDEO — DVR • TV sets and monitors • Car TV tuners • Cameras • Videomodules
• Transcoders • Car TV antennas • Accessories | SECURITY SYSTEMS — Car alarms • Bike alarms • Mechanical blockers • Immobilizers • Sensors • Accessories | OPTIC AND LIGHT — Xenon • Bixenon • Lamps
• LED • Stroboscopes • Optic and Headlights • Washers • Light, rain sensors • Accessories | PARKTRONICS AND MIRRORS — Rear parktronic • Front parktronic • Combined parktronic • Rear-view mirrors
• Accessories | HEATING AND COOLING — Seat heaters • Mirrors heaters • Screen-wipers heaters • Engine heaters • Auto-refrigerators • Air conditioning units • Accessories | TUNING — Vibro-isolation
• Noise-isolation • Tint films • Accessories | ACCESSORIES — Radar-detectors • Handsfree, Bluetooth • Windowlifters • Compressors • Beeps, loudspeakers • Measuring instruments • Cleaners • Carsits
• Miscellaneous | MOUNTING — Installation kits • Upholstery • Grilles • Tubes • Cable and wire • Tools • Miscellaneous | POWER — Batteries • Converters • Start-charging equipment • Capacitors
• Accessories | MARINE AUDIO AND ELECTRONICS — Marine receivers • Marine audio speakers • Marine subwoofers • Marine amplifiers • Accessories | CAR CARE PRODUCTS — Additives • Washer fluid •
Care accessories • Car polish • Flavors • Adhesives and sealants | LIQUID AND OIL — Motor oil • Transmission oil • Brake fluid • Antifreeze • Technical lubricant



In store "130" you can find and buy almost all necessary goods for your auto in Kyiv and other cities, delivery by ground and postal services. Our experienced consultants will provide you with exhaustive information and help you to chose the very particular thing. We are waiting for you at the address

<http://130.com.ua>

C508GTi MkII C608GTi MkII

PROFESSIONAL-GRADE AUTOMOTIVE
COMPONENT SPEAKER SYSTEM
OWNER'S MANUAL



THE OFFICIAL BRAND
OF LIVE MUSIC.

WWW.JBL.COM



GENUINE JBL

[Autogood products internet store http://130.com.ua](http://Autogoodproductsinternetstore.com/130.com.ua)

INSTALLATION WARNINGS AND TIPS

ABOUT THESE INSTRUCTIONS

Installation of automotive stereo components can require extensive experience with a variety of mechanical and electrical procedures. Although these instructions explain how to install GTi component systems in a general sense, they do not show the exact installation methods for your particular vehicle. If you do not feel you have the experience, do not attempt the installation yourself – instead, ask your authorized JBL car audio dealer about professional installation options.

LOUD MUSIC AND HEARING

Playing loud music in an automobile can hinder your ability to hear traffic, as well as permanently damage your hearing. The maximum volume levels achievable with JBL speakers, combined with high power amplification, may exceed safe levels for extended listening. We recommend using low volume levels when driving. JBL accepts no liability for hearing loss, bodily injury or property damage as a result of use or misuse of this product.

A NOTE ABOUT SYSTEM PERFORMANCE

For the best performance possible, the GTi components should be used with a two-channel amplifier with output power of at least 50W RMS per channel. The passive crossover contains impedance-compensating circuitry and has been computer-optimized for the flattest possible frequency response with the tweeter flush-mounted, on-axis with the listener. The combined responses of the speakers and passive crossover constitute a 4th-order Linkwitz-Reilly acoustic alignment and cannot be duplicated with any electronic crossover currently available for car audio use. Consequently, bi-amping a GTi component system with an electronic crossover is not recommended.

SPEAKER PLACEMENT

Figures 1–4 show possible speaker placements in the order of most desirable to least desirable. Kick-panel mounting will provide the best staging and imaging in most vehicles.

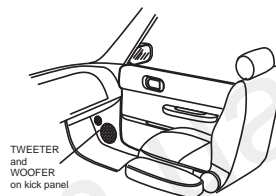


Figure 1. Mounting the woofer and tweeter in the kick panels

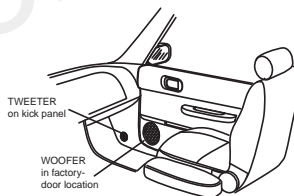


Figure 2. Mounting the woofer in the door and the tweeter in the kick panel

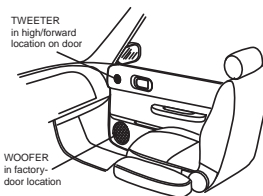


Figure 3. Mounting the woofer and tweeter in the doors

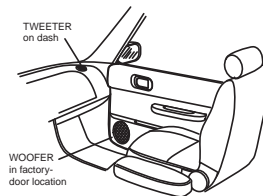


Figure 4. Mounting the woofer in the door and the tweeter in the dash

INSTALLATION

TWEETER INSTALLATION

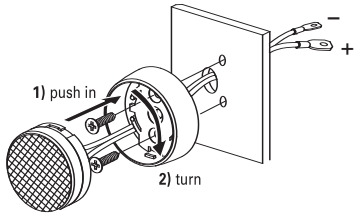


Figure 5. Surface-mounting the tweeter: first push in (1), then turn (2)

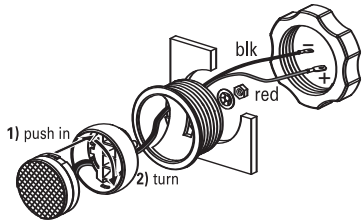


Figure 6. Flush-mounting the tweeter: first push in (1), then turn (2)

WOOFER INSTALLATION

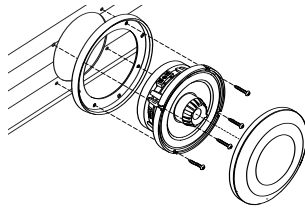


Figure 7. Mounting the C508GTi or C608GTi woofer where there is no factory speaker location. To mount the C508GTi in factory locations, omit the grille and grille tray.

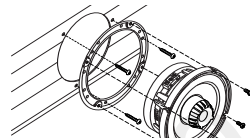


Figure 8. Mounting the C608GTi woofer in standard 5-1/4" holes (in many Japanese and American automobiles)

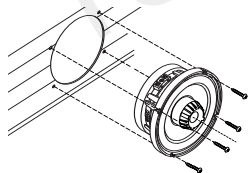


Figure 9. Mounting the C608GTi woofer in 165mm holes (in many European and American automobiles)

ELECTRICAL CONNECTIONS AND CROSSOVER ADJUSTMENTS

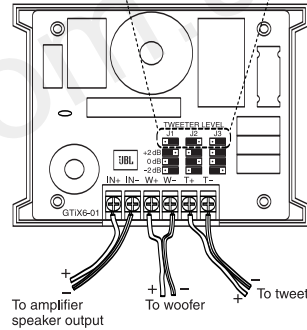
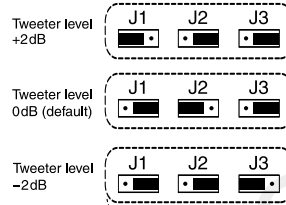


Figure 10. Connecting the speakers and the amplifier to the crossover

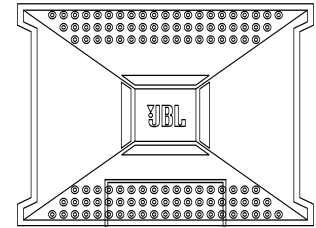
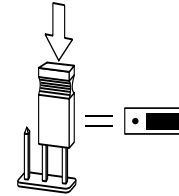


Figure 11. Adjust the crossover using the jumpers provided

SPECIFICATIONS

	C508GTi MkII	C608GTi MkII	Tweeter
	5-1/4" (130mm) Professional-grade automotive component speaker system	6-1/2" (160mm) Professional-grade automotive component speaker system	
Power handling (peak)	500W	600W	n/a
Power handling (RMS)	125W	150W	n/a
Frequency response	58Hz – 21kHz	50Hz – 21kHz	n/a
Nominal impedance	4 ohms	4 ohms	n/a
Sensitivity (2.83V/1m)	88dB	89dB	n/a
Crossover	4th-Order Linquitz-Riley Acoustic, 3500Hz, 24dB/octave		n/a
Cutout diameter	4-5/8" (118mm)	5-1/8" (131mm)	1-3/4" (45mm)
Mounting depth	2-3/8" (61mm)	2-11/16" (69mm)	1" (25.4mm)

Thiele and Small Parameters

Revc	3.00	3.50	3.14
Levc	0.16	0.25	0.01
Sd	0.0086	0.0117	0.0006
BL	6.00	6.69	2.22
Vas	3.34	7.90	0.0016
Cms	322.0	405.0	31
Mms	12.07	18.21	0.46
Mmd	11.61	17.48	0.452
Fs	80.7	58.61	1320
Qms	6.51	9.01	1.8
Qes	0.51	0.52	2.463
Qts	0.47	0.50	1.04
Top-plate thickness	3/16" (5.08mm)	1/4" (6.35mm)	n/a
Voice-coil length	1/2" (12.7mm)	11/16" (16.51mm)	n/a
Voice-coil diameter	2" (50.8mm)	2" (50.8mm)	1" (25.4mm)
X _{max}	1/8" (3.44mm)	1/8" (3.44mm)	n/a

A valid serial number is required for warranty coverage.

Features, specifications and appearance are subject to change without notice.

This product is designed for mobile applications and is not intended for connection to the mains.

Harman Consumer Group, Inc.
250 Crossways Park Drive, Woodbury, NY 11797 USA
516.255.4JBL (4525) (USA only) www.jbl.com

© 2006 Harman International Industries, Incorporated.
All rights reserved.

JBL and Harman International are trademarks of Harman International Industries, Incorporated, registered in the United States and/or other countries.

Part No. C508/C608GTiMkIIOM7/06

H A Harman International® Company



Declaration of Conformity



We, Harman Consumer Group International
2, route de Tours
72500 Château du Loir
France

declare in own responsibility that the products described in this owner's manual are in compliance with technical standards:

EN 61000-6-3:2001
EN 61000-6-1:2001

Klaus Leberherz
Klaus Leberherz
Harman Consumer Group International
Château du Loir, France 7/06