



#### PHONES

(044) 360-7-130  
 (050) 336-0-130  
 (063) 788-0-130  
 (067) 233-0-130  
 (068) 282-0-130

# 130

COM.UA

## Internet store of autogoods



#### ICQ

294-0-130  
 597-0-130

SKYPE  
 km-130

CAR RECEIVERS — Receivers • Media receivers and stations • Native receivers • CD/DVD changers • FM-modulators/USB adapters • Flash memory • Facia plates and adapters • Antennas • Accessories |  
 CAR AUDIO — Car audio speakers • Amplifiers • Subwoofers • Processors • Crossovers • Headphones • Accessories | TRIP COMPUTERS — Universal computers • Model computers • Accessories |  
 GPS NAVIGATORS — Portable GPS • Built-in GPS • GPS modules • GPS trackers • Antennas for GPS navigators • Accessories | VIDEO — DVR • TV sets and monitors • Car TV tuners • Cameras • Videomodules • Transcoders • Car TV antennas • Accessories | SECURITY SYSTEMS — Car alarms • Bike alarms • Mechanical blockers • Immobilizers • Sensors • Accessories | OPTIC AND LIGHT — Xenon • Bixenon • Lamps • LED • Stroboscopes • Optic and Headlights • Washers • Light, rain sensors • Accessories | PARKTRONICS AND MIRRORS — Rear parktronic • Front parktronic • Combined parktronic • Rear-view mirrors • Accessories | HEATING AND COOLING — Seat heaters • Mirrors heaters • Screen-wipers heaters • Engine heaters • Auto-refrigerators • Air conditioning units • Accessories | TUNING — Vibro-isolation • Noise-isolation • Tint films • Accessories | ACCESSORIES — Radar-detectors • Handsfree, Bluetooth • Windowlifters • Compressors • Beeps, loudspeakers • Measuring instruments • Cleaners • Carsits • Miscellaneous | MOUNTING — Installation kits • Upholstery • Grilles • Tubes • Cable and wire • Tools • Miscellaneous | POWER — Batteries • Converters • Start-charging equipment • Capacitors • Accessories | MARINE AUDIO AND ELECTRONICS — Marine receivers • Marine audio speakers • Marine subwoofers • Marine amplifiers • Accessories | CAR CARE PRODUCTS — Additives • Washer fluid • Care accessories • Car polish • Flavors • Adhesives and sealants | LIQUID AND OIL — Motor oil • Transmission oil • Brake fluid • Antifreeze • Technical lubricant



In store "130" you can find and buy almost all necessary goods for your auto in Kyiv and other cities, delivery by ground and postal services. Our experienced consultants will provide you with exhaustive information and help you to chose the very particular thing. We are waiting for you at the address

<http://130.com.ua>

# Sinfoni

For Music Lovers

**AMPLI***tude* 90.2



Owner's Manual

# Preface

First of all, we would like to congratulate with you for your choice of our Sinfoni AMPLitude amplifier.

If you are reading this short introduction instead of madly flick across the pages of this handbook looking for features like the weighted noise or the T.I.M., then maybe we have hit the target to unveil a little bit of the philosophy of our laboratories.

In fact, you will not find these figures among the characteristics of our products mainly because it is our firm conviction that it is impossible to value such a product only on the basis of plain numbers.

It would be like guessing the taste of a dish reading just the list of its ingredients.

Only after a suitable "tasting" you will realise the striking sound properties of our products, and you will appreciate their transparency, their musicality, their depth and all other aspects that probably, as a Sinfoni purchaser, you already know.

Try to describe it with cold technical parameters, if you can!

In order to get the utmost from our products, we recommend you to use only high-quality components and cables: with a few adjustment every Sinfoni amplifier will give you unexpected emotions and sensations.

We kindly ask you to follow the indications mentioned in this handbook, and we wish you to enjoy Music at best.

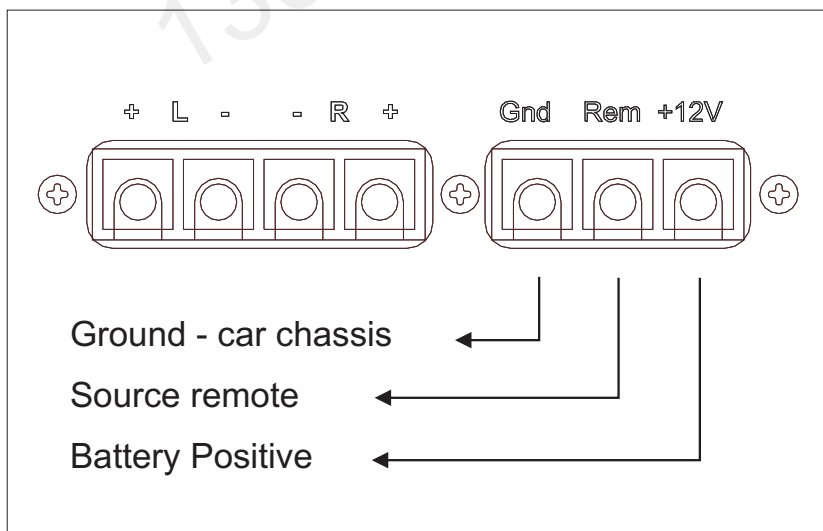
# Installation Procedure

## POWER SUPPLY

The Sinfoni car amplifiers are designed to work with a 12 volts DC power supply, however they allow  $\pm 3$  V voltage excursions.

Power Supply cables must be of a suitable gauge, keeping in mind that the negative one must be connected to the ground in the nearest point of the car chassis, while the positive one must come directly from the battery. If the distance from the battery to the apparatus is quite long, then it will be necessary to use thicker cables, in order to avoid any performance loss: we suggest your installer to use at least 6 mm<sup>2</sup> good quality OFC cables.

The REM input ( remote ) must be connected to the remote output of the source, which must provide at least a 60 mA current, for every installed Sinfoni unit.

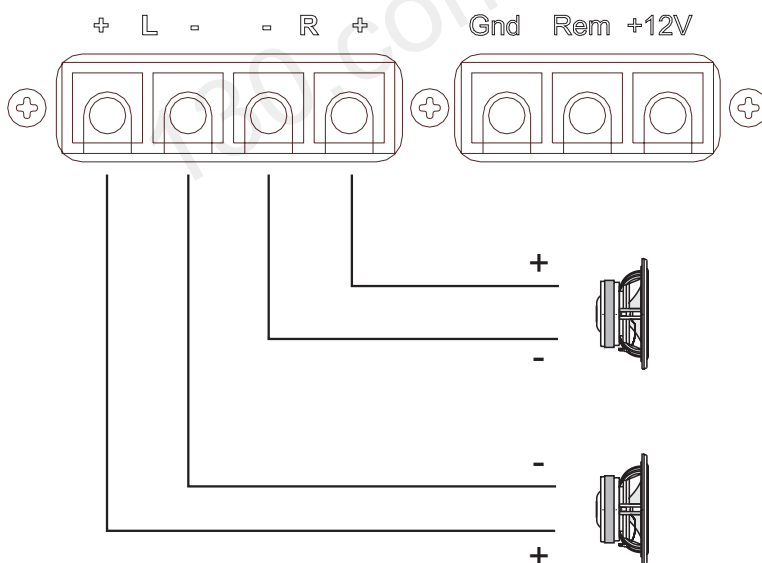


# CONNECTING LOUDSPEAKERS

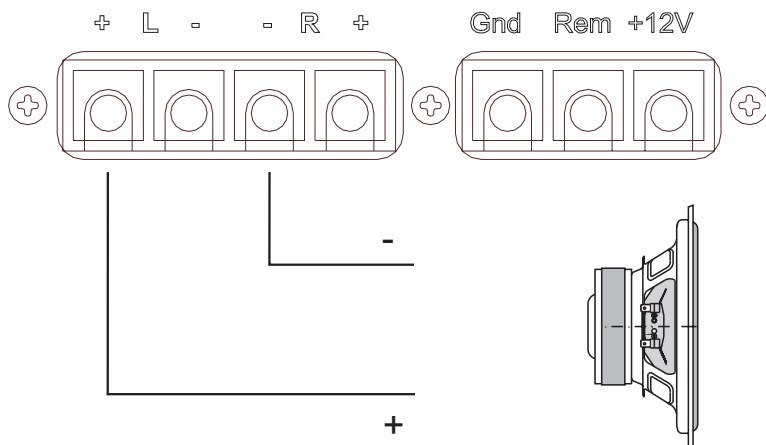
The standard load impedance fitting to the amplitude series is 4 Ohm, but these amplifiers are fearless of a lower impedance like the one that can be easily found in a car ( three way systems or highly reactive loudspeakers ).

Connecting a 2 Ohm load is not a problem, in fact, as it is possible to use a simultaneous stereo-mono configuration, then it is still possible to connect a 4 Ohm Sub Woofer to a 4 Ohm system to the bridged output. This would decrease the overall load to about 1,3 Ohms per channel. In such a case, a suitable ventilation must be provided, as well as an adequate power supply cable, due to the strong impulsive current, ranging between 20 and 50 A.

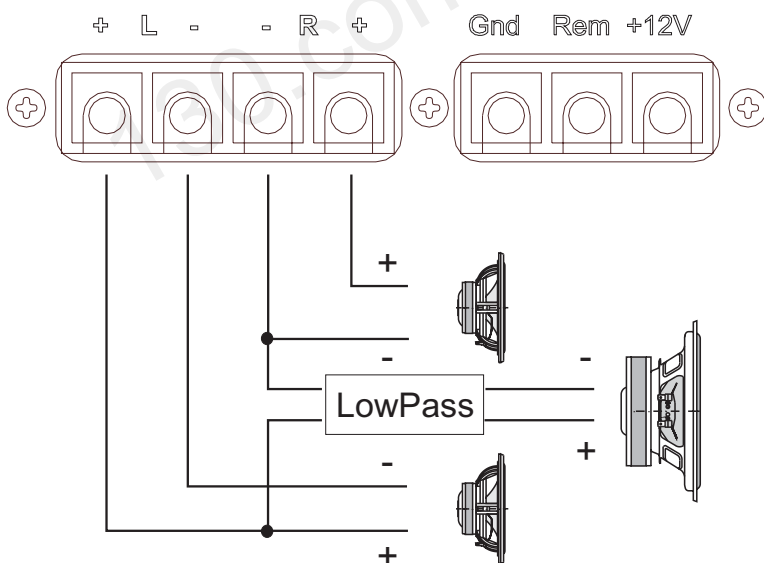
The following images clearly show the possible connections.



**STEREO Connection**



**MONO Connection**



**Simultaneous  
STEREO-MONO Connection**



## INPUTS

The input load is 48 Kohms, and its sensitivity is adjustable from 400 mV peak - peak (150 mV RMS) to 8 V peak - peak (2.8 V RMS), therefore it perfectly matches any source, including those that provide a 4 V pre out (1.4 V RMS). The regulation is achieved rotating the input R & L potentiometers with a common screwdriver.

In order to obtain the BRIDGED MONO operation it is necessary to use a Y cable to reach the two inputs, while in the simultaneous MONO-STEREO connection the use a passive low-pass filter before the subwoofer is necessary.

This will shield it from the high and medium frequencies, that are present in stereophonic mode.

In order to make the installation of a multi-amplified system easier, we can provide a built-in active CROSS-OVER, easily adjustable as mono or stereo, 12 or 24 dB per octave, low pass or high pass.

## LIGHTS and PROTECTIONS

The two LEDs nearby the power connector show the operating state of the apparatus: the green one reports the Remote signal, the red one warns the operation of the thermal protection ( 82°C ).

Internally, just behind the two LEDs, you can find two fuses ( 15A each one) that you can easily reach disassembling just the amplifier's side. In any case, its break is to be considered as an unlikely event, due only to a serious failure, possibly caused by an improper use of the amplifier.

# Specifications

Power Supply	9-15 VCC
Stand-by Current	< 1,2 A
Input Sensitivity	0,4 - 8 V
Input Impedance	48 KOhm
Output Power:	
4 ohms @ 12V/14,4V	72/105 watts x 2
2 ohms @ 14,4V	165 watts x 2
mono 4 ohms @ 14,4V	335 watts x 1
Frequency Response	+/- 1 dB from 10 Hz to 30KHz.
S./Noise Ratio	> 90 dB
Dimensions	315mm x 187mm x 40mm
Weight	3,5 Kg
Options:	Built in Active Cross-Over module Continuously adjustable from 30Hz to 5.000Hz in two bands Adaptable as low-pass / high-pass 24dB / 12dB x octave mono / stereo



Produced by:

Audio Technology  
Tel. +39.0733.240231  
e-mail [info@sinfoni.com](mailto:info@sinfoni.com)  
[www.sinfoni.com](http://www.sinfoni.com)