



PHONES

0 (800) 800 130
(050) 462 0 130
(063) 462 0 130
(067) 462 0 130

130
COM.UA

Internet store of
autogoods



SKYPE

km-130

CAR RECEIVERS — Receivers • Media receivers and stations • Native receivers • CD/DVD changers • FM-modulators/USB adapters • Flash memory • Facia plates and adapters • Antennas • Accessories |
CAR AUDIO — Car audio speakers • Amplifiers • Subwoofers • Processors • Crossovers • Headphones • Accessories | TRIP COMPUTERS — Universal computers • Model computers • Accessories |
GPS NAVIGATORS — Portable GPS • Built-in GPS • GPS modules • GPS trackers • Antennas for GPS navigators • Accessories | VIDEO — DVR • TV sets and monitors • Car TV tuners • Cameras • Videomodules • Transcoders • Car TV antennas • Accessories | SECURITY SYSTEMS — Car alarms • Bike alarms • Mechanical blockers • Immobilizers • Sensors • Accessories | OPTIC AND LIGHT — Xenon • Bixenon • Lamps • LED • Stroboscopes • Optic and Headlights • Washers • Light, rain sensors • Accessories | PARKTRONICS AND MIRRORS — Rear parktronic • Front parktronic • Combined parktronic • Rear-view mirrors • Accessories | HEATING AND COOLING — Seat heaters • Mirrors heaters • Screen-wipers heaters • Engine heaters • Auto-refrigerators • Air conditioning units • Accessories | TUNING — Vibro-isolation • Noise-isolation • Tint films • Accessories | ACCESSORIES — Radar-detectors • Handsfree, Bluetooth • Windowlifters • Compressors • Beeps, loudspeakers • Measuring instruments • Cleaners • Carsits • Miscellaneous | MOUNTING — Installation kits • Upholstery • Grilles • Tubes • Cable and wire • Tools • Miscellaneous | POWER — Batteries • Converters • Start-charging equipment • Capacitors • Accessories | MARINE AUDIO AND ELECTRONICS — Marine receivers • Marine audio speakers • Marine subwoofers • Marine amplifiers • Accessories | CAR CARE PRODUCTS — Additives • Washer fluid • Care accessories • Car polish • Flavors • Adhesives and sealants | LIQUID AND OIL — Motor oil • Transmission oil • Brake fluid • Antifreeze • Technical lubricant

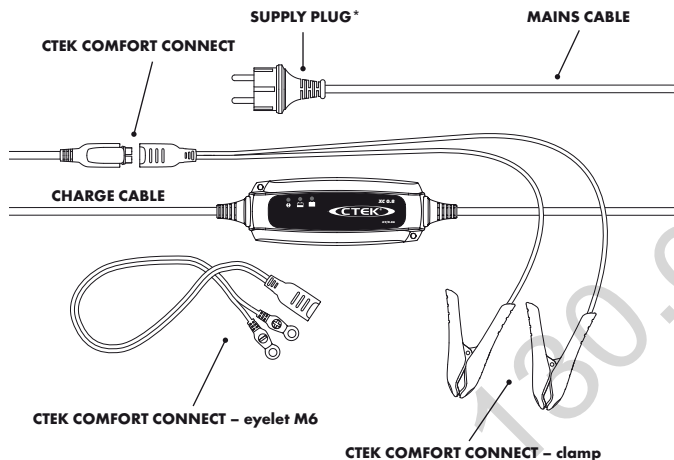


In store "130" you can find and buy almost all necessary goods for your auto in Kyiv and other cities, delivery by ground and postal services. Our experienced consultants will provide you with exhaustive information and help you to chose the very particular thing. We are waiting for you at the address

<https://130.com.ua>


CONGRATULATIONS


to the purchase of your new professional switch mode battery charger. This charger is included in a series of professional chargers from CTEK SWEDEN AB and represents the latest technology in battery charging.



*Supply plugs may differ to suit your wall socket.

CHARGING

1. Connect the charger to the battery.
2. Connect the charger to the wall socket. The error lamp will indicate if the battery clamps are incorrectly connected. The reverse polarity protection will ensure that the battery or charger will not be damaged.
3. Follow the indication lamps through the charging process. The battery is fully charged when  is lit.
4. Stop charging at any time by disconnecting the mains cable from the wall socket.



TECHNICAL SPECIFICATIONS

Charger model	XC 0.8
Model number	1054
Rated Voltage AC	220-240VAC, 50-60Hz
Charging voltage	7.2V
Start voltage	3.7V
Charging current	0.8A max
Current, mains	0.2A rms (at full charging current)
Back current drain*	<1Ah/month
Ripple**	<4%
Ambient temperature	-20°C to +50°C, output power is reduced automatically at high temperatures
Charger type	4-step, fully automatic charging cycle
Battery types	All types of 6V lead-acid batteries (WET, MF, Ca/Ca, AGM and GEL)
Battery capacity	1.2-100Ah
Dimensions	142 x 51 x 36mm (L x W x H)
Insulation class	IP65
Weight	0.3kg

*) Back current drain is the current that drains the battery if the charger is not connected to the mains. CTEK chargers has a very low back current.

**) The quality of the charging voltage and charging current is very important. A high current ripple heats up the battery which has an aging effect on the positive electrode. High voltage ripple could harm other equipment that is connected to the battery. CTEK battery chargers produce very clean voltage and current with low ripple.

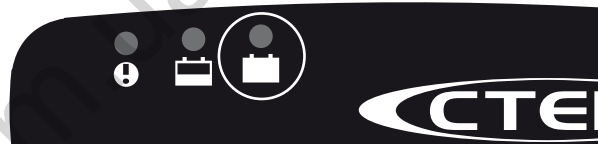
ERROR LAMP



If the error lamp is lit, check the following:

- Is the chargers positive lead connected to the battery's positive pole?
- Connect the charger according to page 6.

FULLY CHARGED



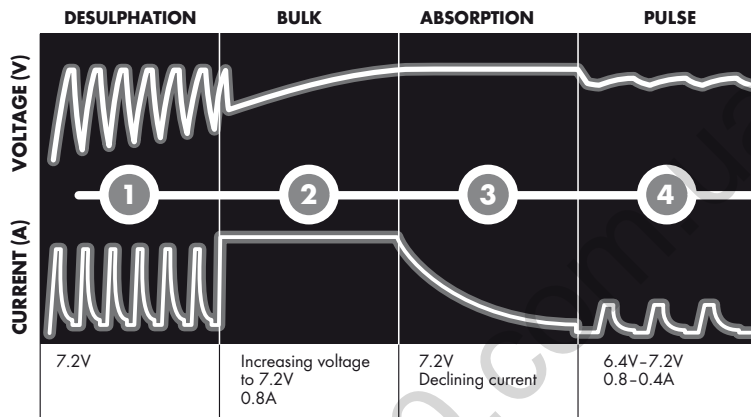
READY TO USE

The table shows the estimated time for empty battery to 80% charge

BATTERY SIZE (Ah)	TIME TO 80% CHARGED
2Ah	2h
8Ah	8h
20Ah	20h
60Ah	60h

CHARGING PROGRAM

XC 0.8 is equipped with a multi purpose charging program. XC 0.8 charges all batteries 1.2-100Ah in the temperature range of -20° to +50°C (-4°F to +122°F).



STEP 1 DESULPHATION

Detects sulphated batteries. Pulsing current and voltage, removes sulphate from the lead plates of the battery restoring the battery capacity.

STEP 2 BULK

Charging with maximum current until approximately 80% battery capacity.

STEP 3 ABSORPTION

Charging with declining current to maximize up to 100% battery capacity.

STEP 4 PULSE

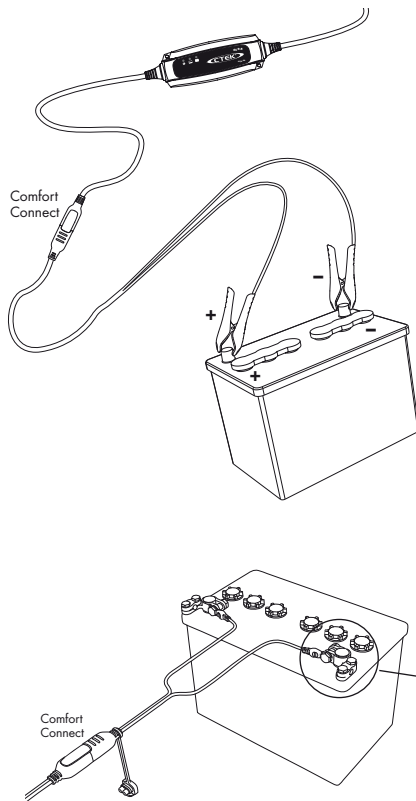
Maintaining the battery at 95-100% capacity. The charger monitors the battery voltage and gives a pulse when necessary to keep the battery fully charged.

LIMITED WARRANTY

CTEK SWEDEN AB, issues this limited warranty to the original purchaser of this product. This limited warranty is not transferable. The warranty applies to manufacturing faults and material defects for 5 years from the date of purchase. The customer must return the product together with the receipt of purchase to the point of purchase. This warranty is void if the battery charger has been opened,

handled carelessly or repaired by anyone other than CTEK SWEDEN AB or its authorised representatives. CTEK SWEDEN AB makes no warranty other than this limited warranty and is not liable for any costs other than those mentioned above, i.e. no consequential damages. Moreover, CTEK SWEDEN AB is not obligated to any warranty other than this warranty.

CONNECT AND DISCONNECT THE CHARGER TO A BATTERY



INFO

If the battery clamps are incorrectly connected, the reverse polarity protection will ensure that the battery and charger are not damaged.



For batteries mounted inside a vehicle

1. Connect the red clamp to the battery's positive pole.
2. Connect the black clamp to the vehicle chassis remote from the fuel pipe and the battery.
3. Connect the charger to the wall socket
4. Disconnect the charger from the wall socket before disconnecting the battery
5. Disconnect the black clamp before the red clamp.

Some vehicles may have positively earthed batteries.

1. Connect the black clamp to the battery's negative pole.
2. Connect the red clamp to the vehicle chassis remote from the fuel pipe and the battery.
3. Connect the charger to the wall socket
4. Disconnect the charger from the wall socket before disconnecting the battery
5. Disconnect the red clamp before the black clamp.

SAFETY

- **The charger is** designed for charging 6V lead-acid batteries. Do not use the charger for any other purpose.
- **Check the charger** cables prior to use. Ensure that no cracks have occurred in the cables or in the bend protection. A charger with damaged cables must be scrapped.
- **Never charge** a damaged battery.
- **Never charge** a frozen battery.
- **Never place** the charger on top of the battery when charging.
- **Always provide** for proper ventilation during charging.
- **Avoid covering** the charger.
- **A battery being** charged could emit explosive gasses. Prevent sparks close to the battery. When batteries are reaching the end of their lifecycle internal sparks may occur.
- **All batteries fail** sooner or later. A battery that fails during charging is normally taken care of by the chargers advanced control, but some rare errors in the battery could still exist. Don't leave any battery during charging unattended for a longer period of time.
- **Ensure that** the cabling does not jam or comes into contact with hot surfaces or sharp edges.
- **Battery acid is** corrosive. Rinse immediately with water if acid comes into contact with skin or eyes, seek immediate medical advice.
- **Always check** that the charger has switched to  before leaving the charger unattended and connected for long periods. If the charger has not switched to  within 40 hours, this is an indication of an error. Manually disconnect the charger.
- **Batteries consume** water during use and charging. For batteries where water can be added, the water level should be checked regularly. If the water level is low add distilled water.
- **This appliance is** not designed for use by young children or people who cannot read or understand the manual unless they are under the supervision of a responsible person to ensure that they can use the battery charger safely. Store and use the battery charger out of the reach of children, and ensure that children cannot play with the charger.
- **Connection to** the mains supply must be in accordance with the national regulations for electrical installations.

SUPPORT


CTEK offers a professional customer support: www.ctek.com.

For latest revised user manual see www.ctek.com. By e-mail: info@ctek.se,

by telephone: +46(0) 225 351 80, by fax +46(0) 225 351 95.

By mail: CTEK SWEDEN AB, Rostugnsvägen 3, SE-776 70 VIKMANSHYTAN, SWEDEN.

VIKMANSHYTAN, SWEDEN 2011-09-01



Bengt Hagander, President
CTEK SWEDEN AB

CTEK PRODUCTS ARE PROTECTED BY

2011-09-19

Patents	Designs	Trade marks
EP10156636.2 pending	RCD 509617	CTM 669987
US12/780968 pending	US D575225	CTM 844303
EP1618643	US D580853	CTM 372715
US7541778	US D581356	CTM 3151800
EP1744432	US D571179	CTM 1461716 pending
EP1483817 pending	RCD 321216	CTM 1025831
SE524203	RCD 000911839	CTM 405811
US7005832B2	RCD 081418	CTM 830545751 pending
EP1716626 pending	RCD 001119911-0001	CTM 1475420 pending
SE526631	RCD 001119911-0002	CTM 1935061 pending
US7638974B2	RCD 081244	V28573IP00
EP1903658 pending	RCD 321198	CTM 1082141 pending
EPO9180286.8 pending	RCD 321197	CTM 2010004118 pending
US12/646405 pending	ZL 200830120184.0	CTM 4-2010-500516 pending
EP1483818	ZL 200830120183.6	CTM 410713
SE1483818	RCD 001505138-0001	CTM 2010/05152 pending
US7629774B2	RCD 000835541-0001	CTM1042686
EP09170640.8 pending	RCD 000835541-0002	CTM 766840 pending
US12/564360 pending	D596126	
SE528232	D596125	
SE525604	RCD 001705138 pending	
	US D29/378528 pending	
	RCD 201030618223.7 pending	
	US RE42303	
	US RE42230	