



#### PHONES

(044) 338-0-130  
 (050) 332-0-130  
 (063) 577-0-130  
 (067) 353-0-130

**130**  
 COM.UA

Internet store of  
 autogoods



SKYPE  
 km-130

CAR RECEIVERS — Receivers • Media receivers and stations • Native receivers • CD/DVD changers • FM-modulators/USB adapters • Flash memory • Facia plates and adapters • Antennas • Accessories |  
 CAR AUDIO — Car audio speakers • Amplifiers • Subwoofers • Processors • Crossovers • Headphones • Accessories | TRIP COMPUTERS — Universal computers • Model computers • Accessories |  
 GPS NAVIGATORS — Portable GPS • Built-in GPS • GPS modules • GPS trackers • Antennas for GPS navigators • Accessories | VIDEO — DVR • TV sets and monitors • Car TV tuners • Cameras • Videomodules  
 • Transcoders • Car TV antennas • Accessories | SECURITY SYSTEMS — Car alarms • Bike alarms • Mechanical blockers • Immobilizers • Sensors • Accessories | OPTIC AND LIGHT — Xenon • Bixenon • Lamps  
 • LED • Stroboscopes • Optic and Headlights • Washers • Light, rain sensors • Accessories | PARKTRONICS AND MIRRORS — Rear parktronic • Front parktronic • Combined parktronic • Rear-view mirrors  
 • Accessories | HEATING AND COOLING — Seat heaters • Mirrors heaters • Screen-wipers heaters • Engine heaters • Auto-refrigerators • Air conditioning units • Accessories | TUNING — Vibro-isolation  
 • Noise-isolation • Tint films • Accessories | ACCESSORIES — Radar-detectors • Handsfree, Bluetooth • Windowlifters • Compressors • Beeps, loudspeakers • Measuring instruments • Cleaners • Carsits  
 • Miscellaneous | MOUNTING — Installation kits • Upholstery • Grilles • Tubes • Cable and wire • Tools • Miscellaneous | POWER — Batteries • Converters • Start-charging equipment • Capacitors  
 • Accessories | MARINE AUDIO AND ELECTRONICS — Marine receivers • Marine audio speakers • Marine subwoofers • Marine amplifiers • Accessories | CAR CARE PRODUCTS — Additives • Washer fluid •  
 Care accessories • Car polish • Flavors • Adhesives and sealants | LIQUID AND OIL — Motor oil • Transmission oil • Brake fluid • Antifreeze • Technical lubricant



In store "130" you can find and buy almost all necessary goods for your auto in Kyiv and other cities, delivery by ground and postal services. Our experienced consultants will provide you with exhaustive information and help you to chose the very particular thing. We are waiting for you at the address

<http://130.com.ua>

## Self-Recovery Winch Model: *Seal MadX 8.0s*

PN: 296088 12V DC  
296155 12V DC  
296060 12V DC

### Introduction

#### ► Feature

- Line pull: 8,000 lb synthetic rope first layer
- Brake: Patented cone brake holds full load
- Clutch: Turn the T-handle for rapid rope payout
- Control: Handheld pendant switch powers the winch

#### ► Unpacking

- Winch assembly..... 1 pc
- Control box..... 1 pc
- Remote control..... 1 pc
- Hawse fairlead..... 1 pc
- 6 ft 2 gauge battery lead..... 1 pc

#### ► Read this manual carefully

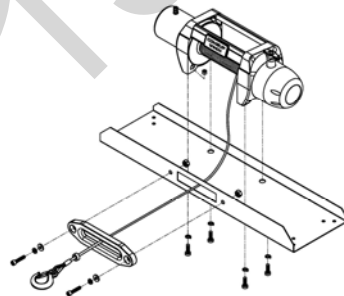
You should carefully read and understand this manual before operating it. Careless winch operation may result in personal injury hazards or property damage.

### Installation

Before using the winch, make sure all electrical components have no corrosion or damaged; the environment should be clear and dry.

#### ► Winch and hawse fairlead mountings

- It is very important that the winch will be mounted on a flat and hard surface of mounting channel in order to make sure the motor, drum and gearbox housing are aligned correctly.
- Hawse fairlead does not mount to the winch directly
- The synthetic rope shall be wound in an under-wound orientation only
- Four (4) M10 x 1.50 pitch 10.9 grade with 44 N-m torque settings

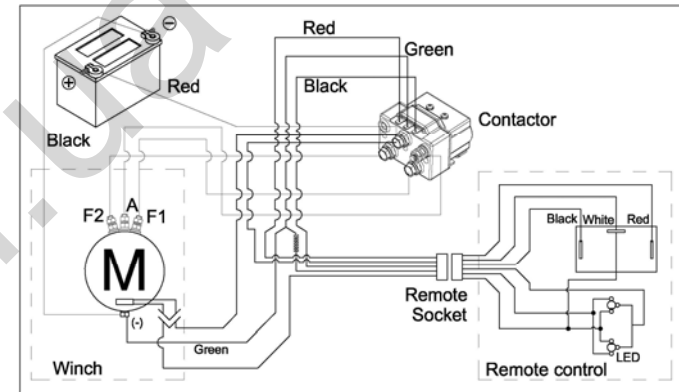


(Maximum) high tensile steel bolts must be used in order to sustain the loads imposed on the winch mounting.

- Two (2) M12 x 1.75 pitch 8.8 grade with 76 N-m torque settings (Maximum) high tensile steel bolts must be used for fastening the hawse fairlead into the mounting channel.

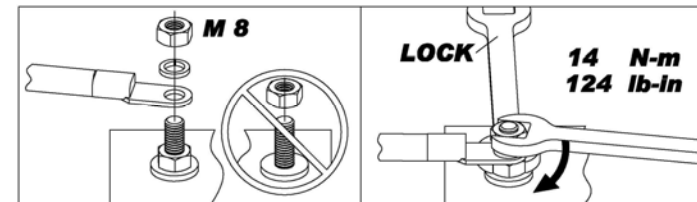
#### ► Wiring Diagram

Attach the black lead firmly to the negative (–) battery terminal and red lead to the positive (+) battery terminal. The voltage drop for the winch motor must not exceed 10% of the nominal voltage of 12V DC.



#### ► Nut fastening for motor & contactor

1. Holding the lower nut on the stub and fastening the upper nut clockwise.
2. The torque setting for nut is 14 N-m/124 lb-in.



### Warning

- The winch is not intended to be used in any manner for the movement or lifting of personnel.
- The rated line pull shown is based on the first layer of rope on the drum.
- The rope winding on the drum shall remain 10 wraps from the drum to support the rated load.
- Manufacturer is not responsible for the results of misuse, misapplication, faulty installation or abuse of synthetic rope in any way.

## Parts List

Item No.	Description	Part No.	Qty
1	Waterproof motor w/housing 12V	883013	1
2	Forward tie bar kit (for 296088)	883044	1
	Forward tie bar kit (for 296155)	883045	1
	Forward tie bar kit (for 296060)	883014	1
3	Reverse tie bar kit (for 296088)	883046	1
	Reverse tie bar kit (for 296155)	883047	1
	Reverse tie bar kit (for 296060)	882522	1
4	Motor coupling	880005	1
5	Drum bushing	880006	2
6	Drum kit (for 296088)	882275	1
	Drum kit (for 296155)	883048	1
	Drum kit (for 296060)	881521	1
7	Gearbox support rack	882523	1
8	Grounding lead	880009	1
10	1 <sup>st</sup> shaft (for 296088)	882277	
	1 <sup>st</sup> shaft (for 296155)	883049	
	1 <sup>st</sup> shaft (for 296060)	880011	1
11	3 <sup>rd</sup> ring gear kit	880114	1
12	3 <sup>rd</sup> stage carrier	880115	1
13	2 <sup>nd</sup> stage carrier	883015	1
14	1 <sup>st</sup> stage carrier	883016	1
15	1 <sup>st</sup> & 2 <sup>nd</sup> ring gear	880118	1
16	1 <sup>st</sup> pinion	883017	1
17	Clutch kit	881564	1
18	Gear box kit	882524	1
19	Cone brake disc kit	880122	1
20	Brake clutch base	881100	1
21	Brake cover kit	883018	1
22	Hawse fairlead (for 296088)	883042	1
	Hawse fairlead (for 296155)	883043	1
	Hawse fairlead (for 296060)	883067	1
23	Mounting hardware	880024	1
24	Remote control	880126	1
25	Handsaver strap	880026	1
26	Control box 12V	883070	1
26-1	Remote socket kit 12V	881373	1
26-2	Control pack 12V	883071	1
28	Clamp	882160	2

## Winch Assembly

