



0 (800) 800 130
(050) 462 0 130
(063) 462 0 130
(067) 462 0 130

130
COM.UA

Internet store of autogoods



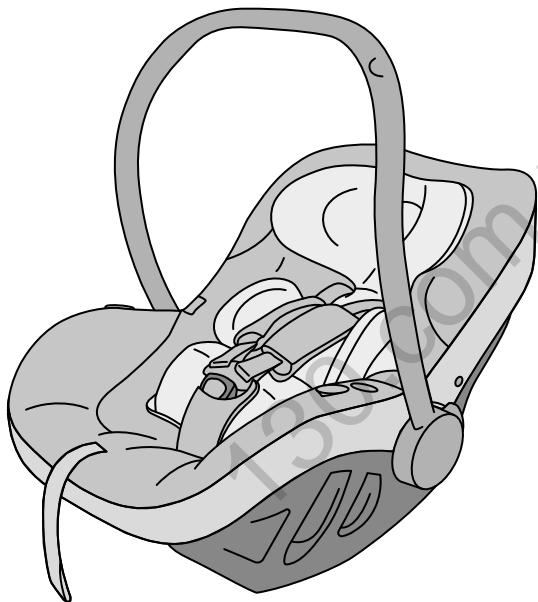
km-130

CAR RECEIVERS — Receivers • Media receivers and stations • Native receivers • CD/DVD changers • FM-modulators/USB adapters • Flash memory • Facia plates and adapters • Antennas • Accessories | CAR AUDIO — Car audio speakers • Amplifiers • Subwoofers • Processors • Crossovers • Headphones • Accessories | TRIP COMPUTERS — Universal computers • Model computers • Accessories | GPS NAVIGATORS — Portable GPS • Built-in GPS • GPS modules • GPS trackers • Antennas for GPS navigators • Accessories | VIDEO — DVR • TV sets and monitors • Car TV tuners • Cameras • Videomodels • Transcoders • Car TV antennas • Accessories | SECURITY SYSTEMS — Car alarms • Bike alarms • Mechanical blockers • Immobilizers • Sensors • Accessories | OPTIC AND LIGHT — Xenon • Bixenon • Lamps • LED • Stroboscopes • Optic and Headlights • Washers • Light, rain sensors • Accessories | PARKTRONICS AND MIRRORS — Rear parktronics • Front parktronics • Combined parktronics • Rear-view mirrors • Accessories | HEATING AND COOLING — Seat heaters • Mirrors heaters • Screen-wipers heaters • Engine heaters • Auto-refrigerators • Air conditioning units • Accessories | TUNING — Vibro-isolation • Noise-isolation • Tint films • Accessories | ACCESSORIES — Radar-detectors • Handsfree, Bluetooth • Windowlifters • Compressors • Beeps, loudspeakers • Measuring instruments • Cleaners • Carsits • Miscellaneous | MOUNTING — Installation kits • Upholstery • Grilles • Tubes • Cable and wire • Tools • Miscellaneous | POWER — Batteries • Converters • Start-charging equipment • Capacitors • Accessories | MARINE AUDIO AND ELECTRONICS — Marine receivers • Marine audio speakers • Marine subwoofers • Marine amplifiers • Accessories | CAR CARE PRODUCTS — Additives • Washer fluid • Care accessories • Car polish • Flavors • Adhesives and sealants | LIQUID AND OIL — Motor oil • Transmission oil • Brake fluid • Antifreeze • Technical lubricant



In store "130" you can find and buy almost all necessary goods for your auto in Kyiv and other cities, delivery by ground and postal services. Our experienced consultants will provide you with exhaustive information and help you to chose the very particular thing. We are waiting for you at the address

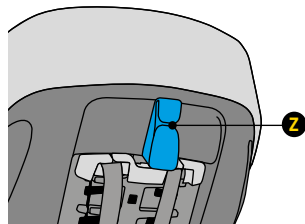
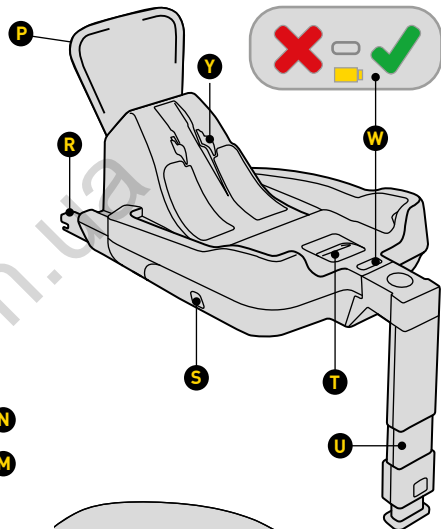
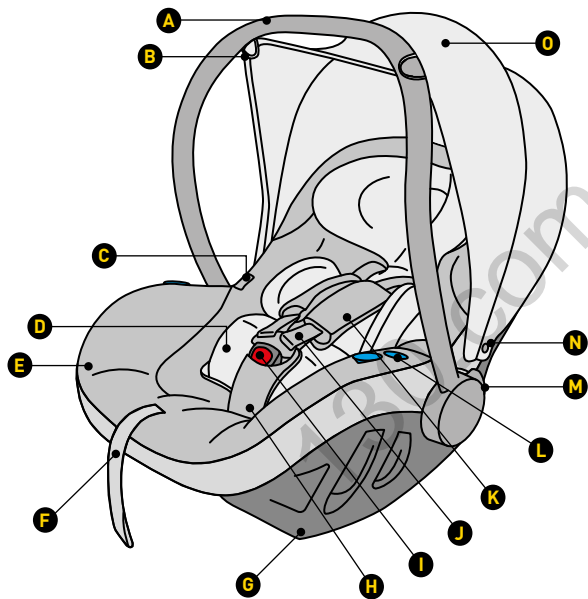
<https://130.com.ua>



PIXEL

40 cm - 86 cm / max. 13 kg

Autogoods "130"



Autogoods "130"

index



4



16



26



11



18



27



12



20



28



13



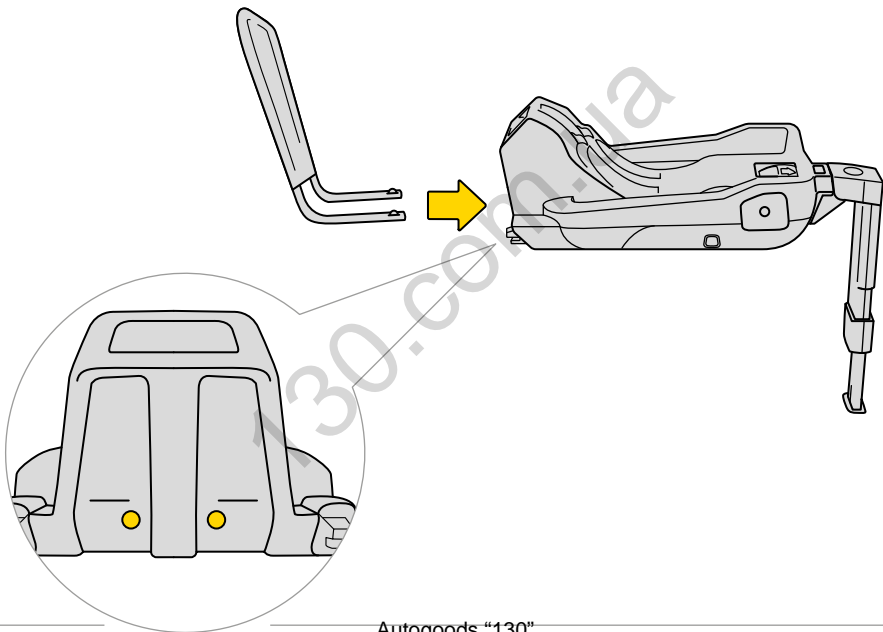
22



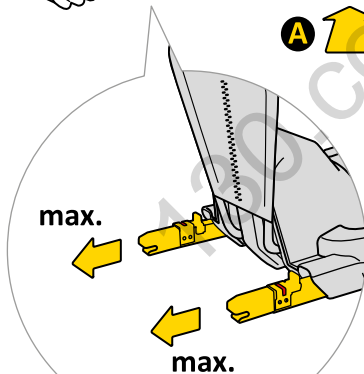
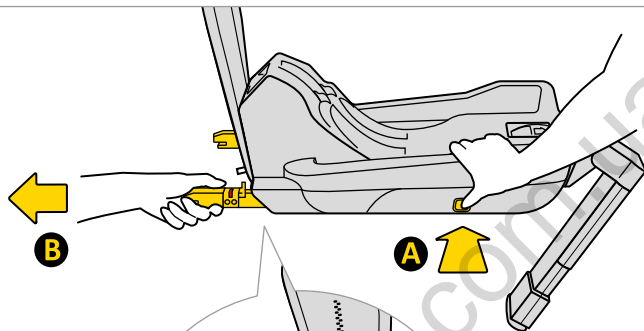
14



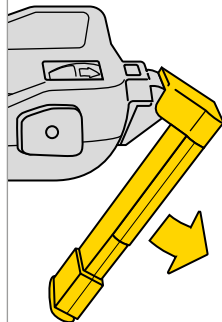
24



1

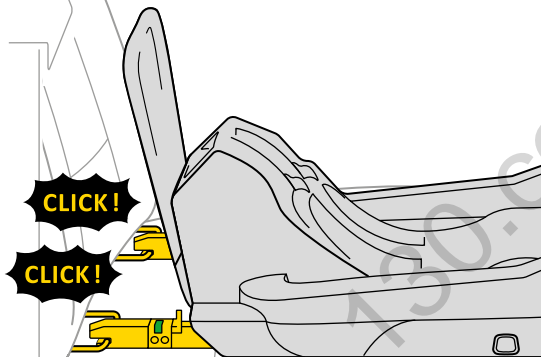


2

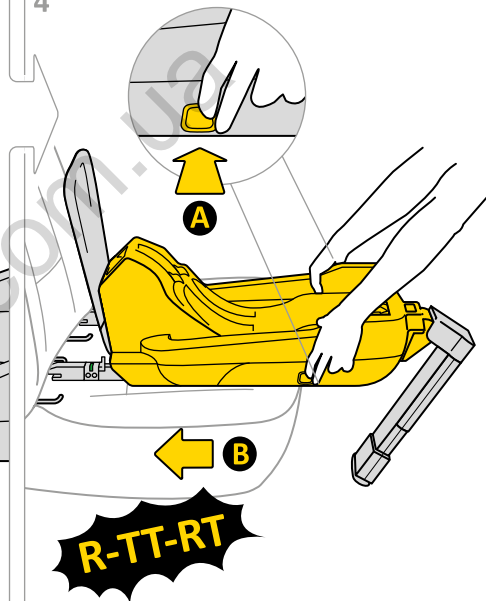




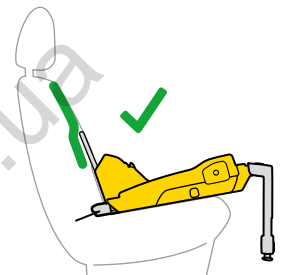
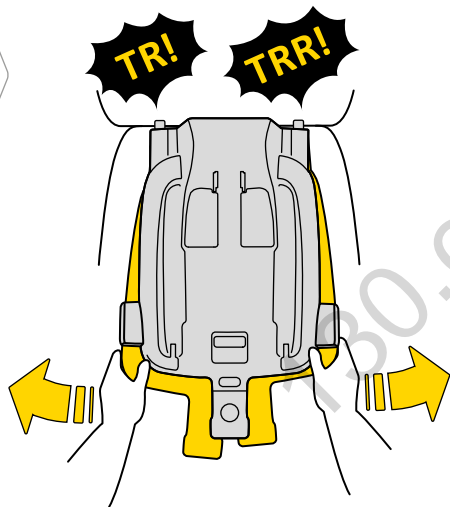
3



4

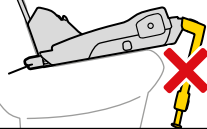
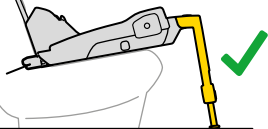
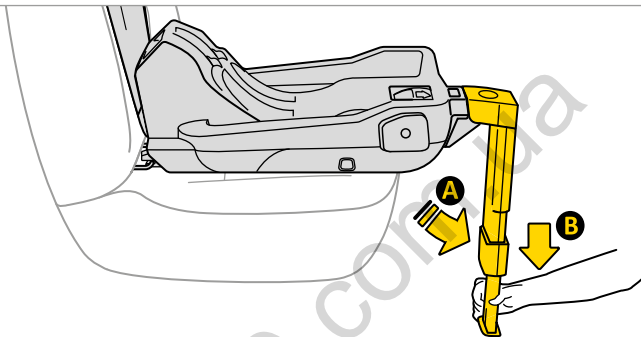


5

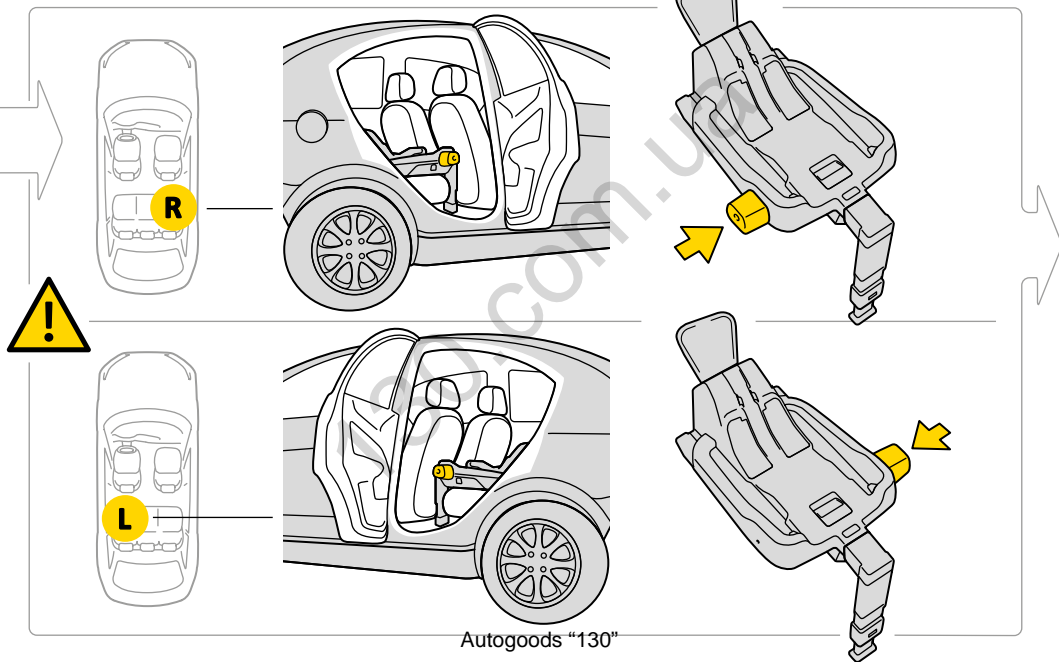


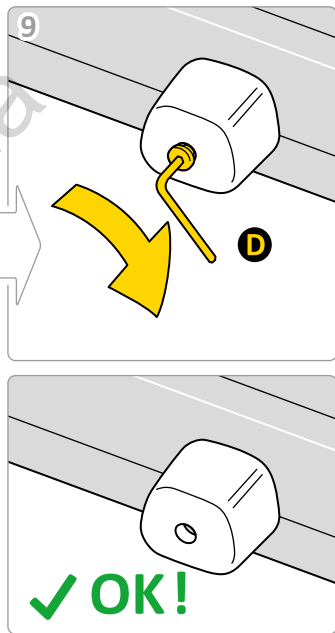
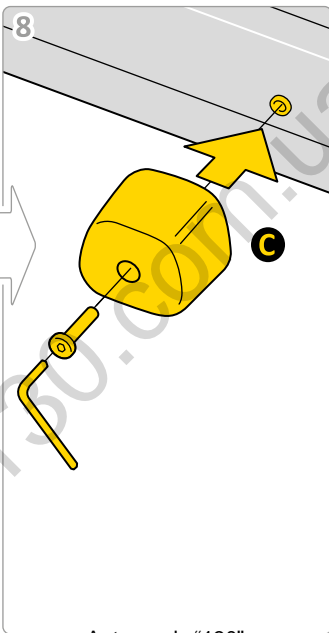
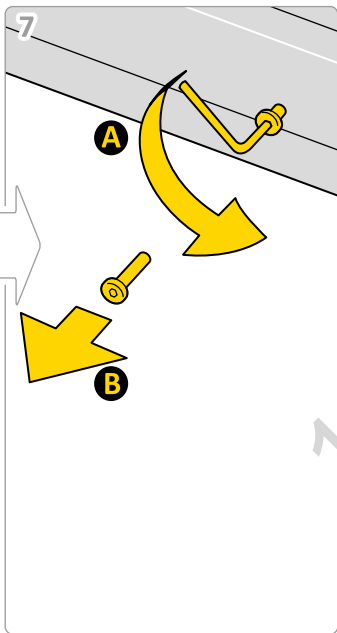


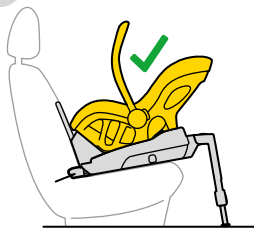
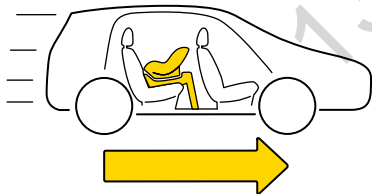
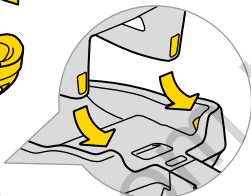
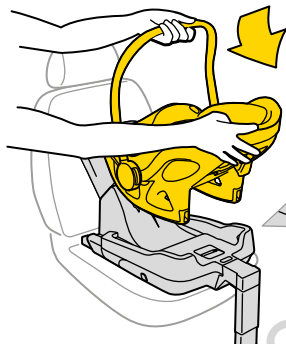
6



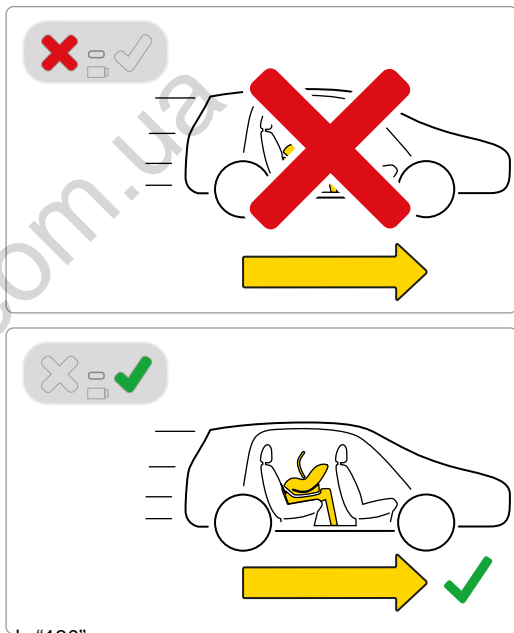
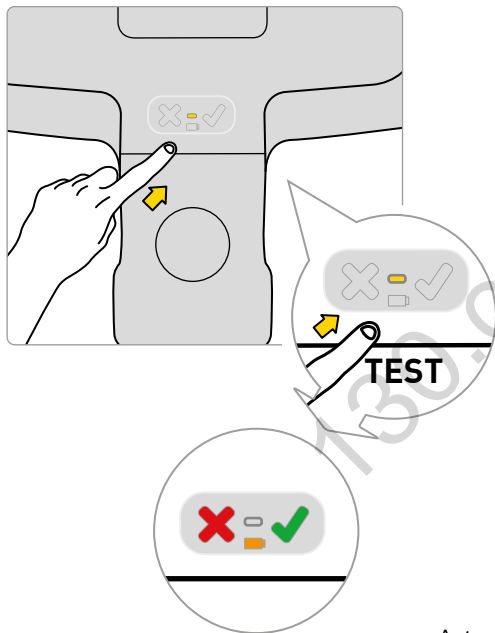
Autogoods "130"

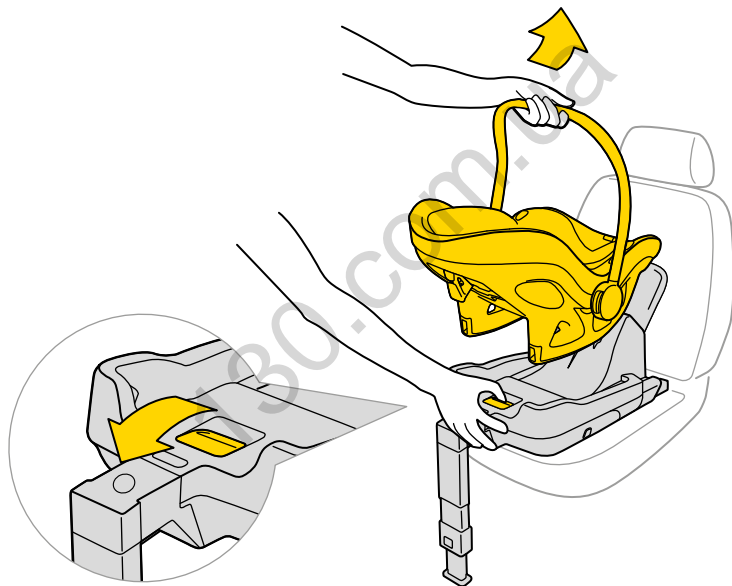






Autogoods "130"

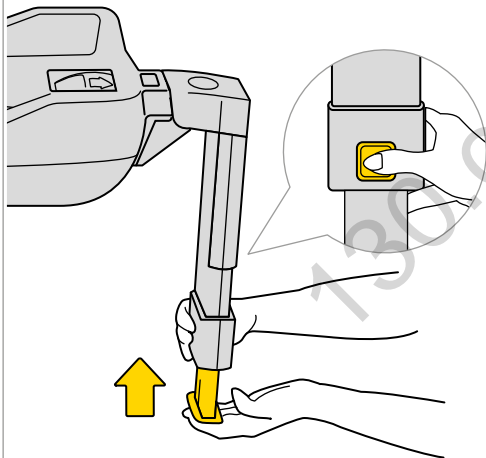




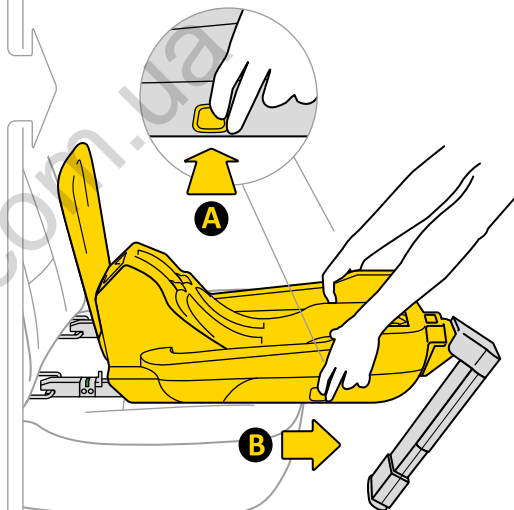
Autogoods "130"

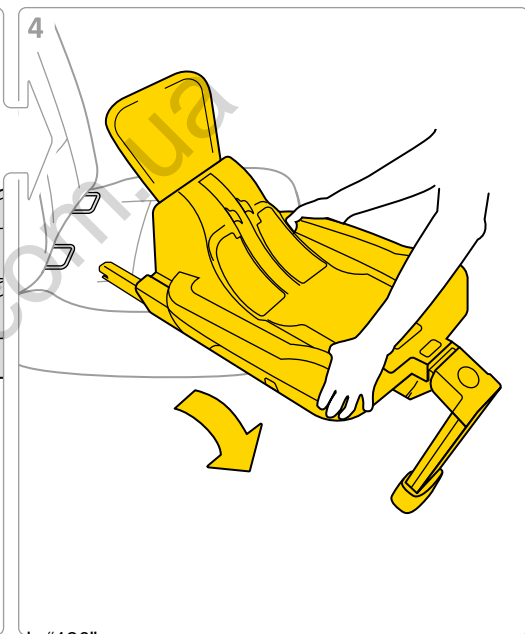
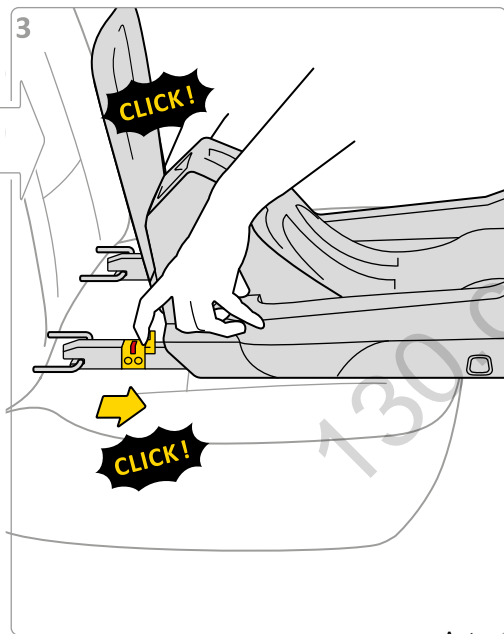


1



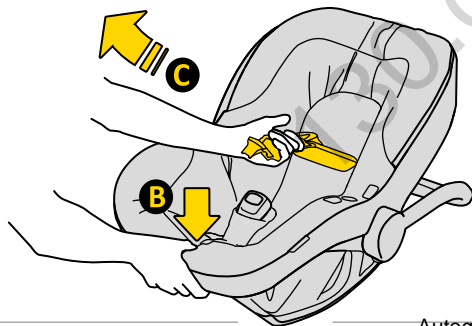
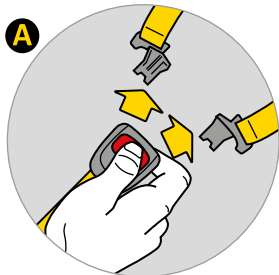
2



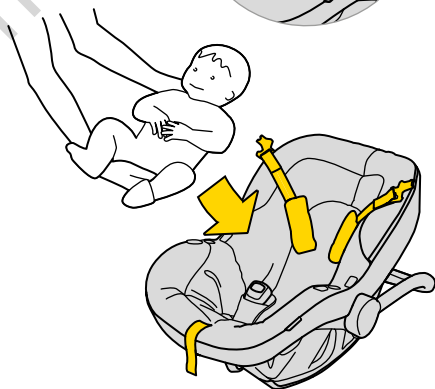



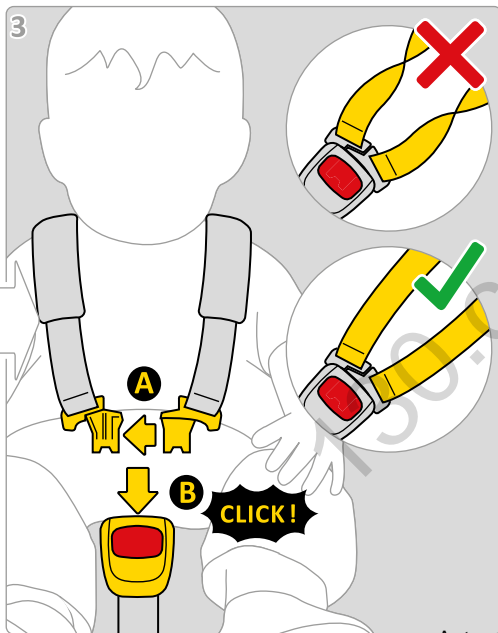


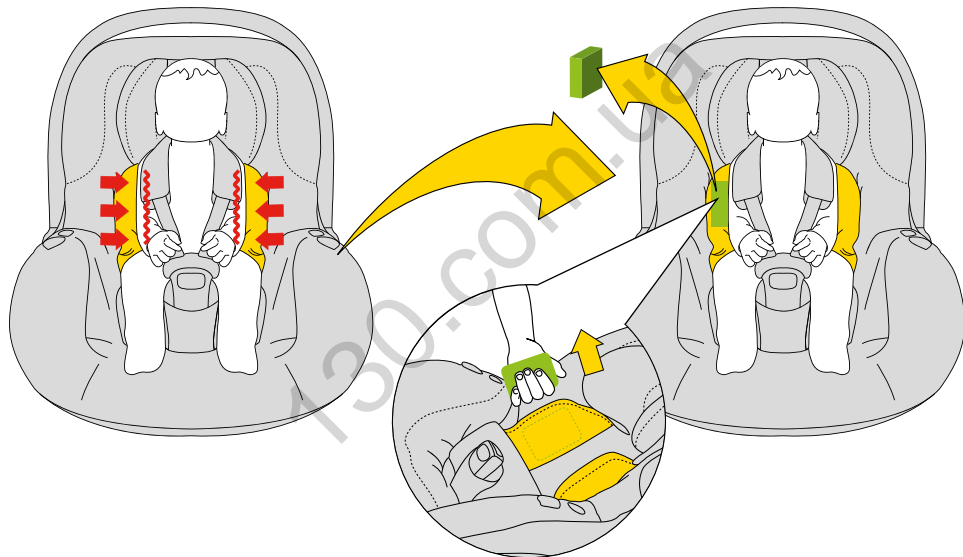
1



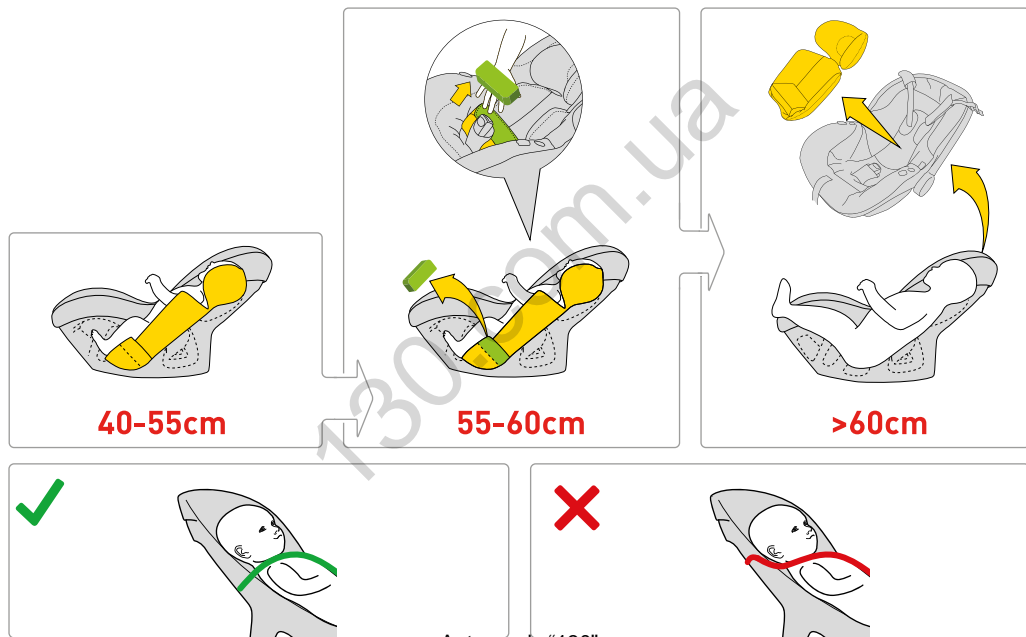
2

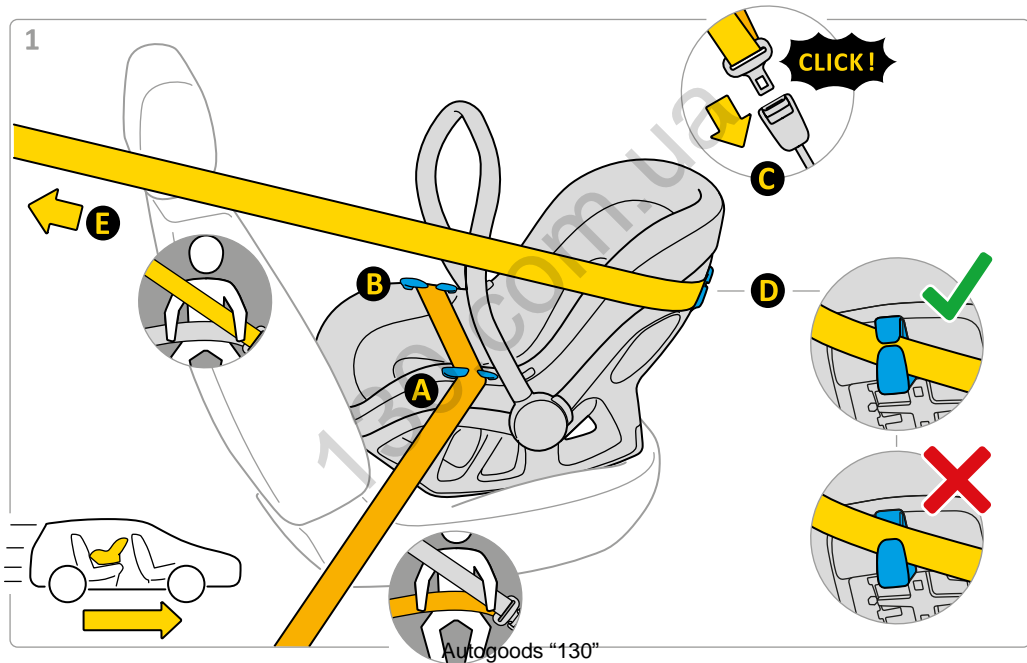


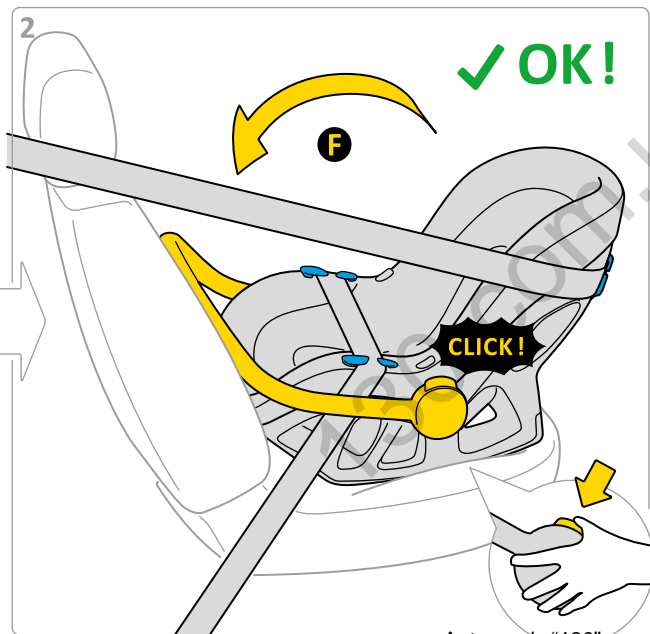




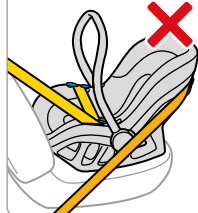
Autogoods "130"

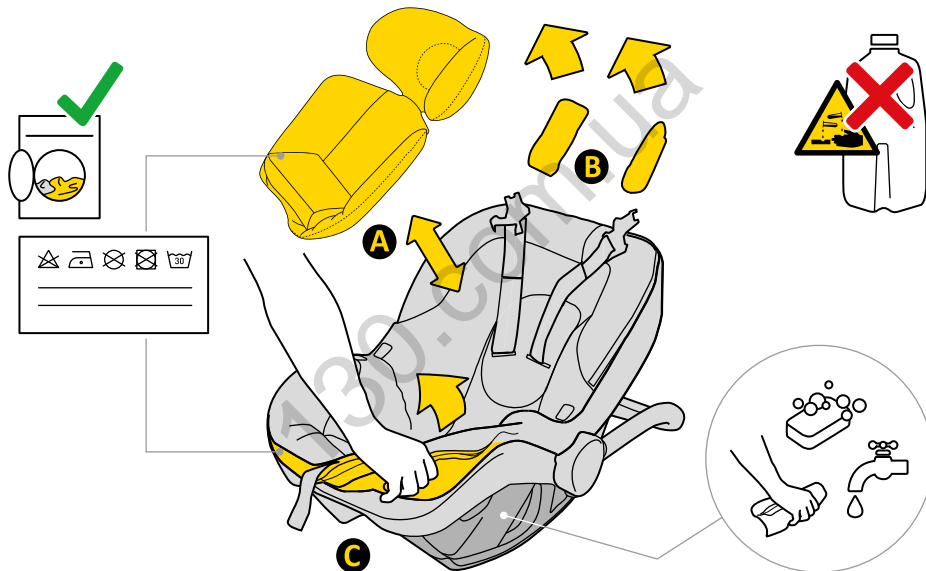


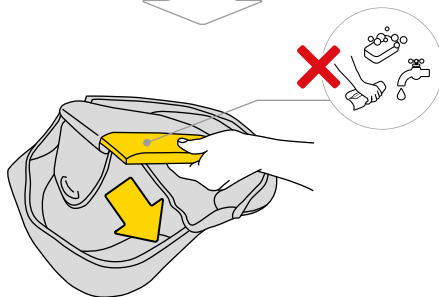
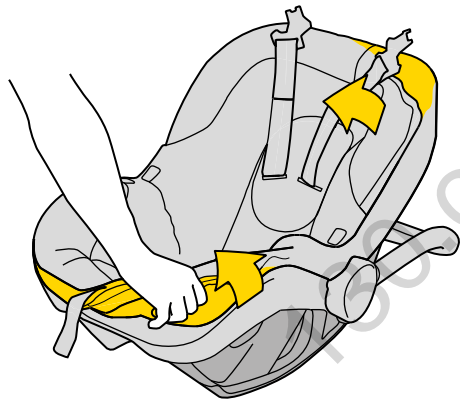




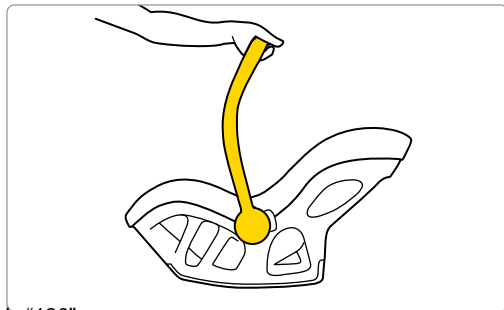
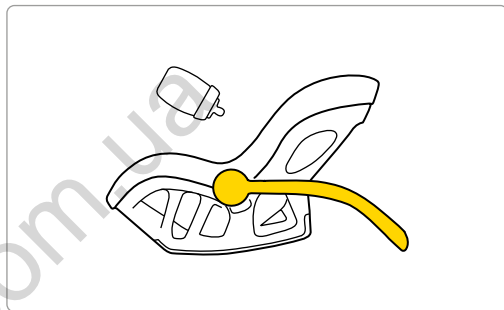
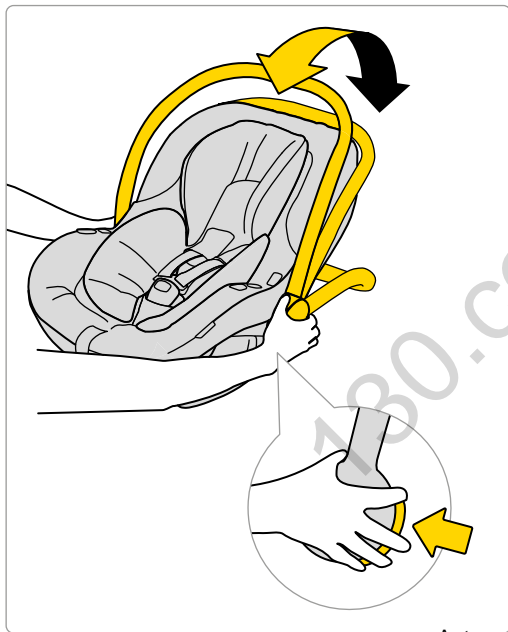
Autogoods "130"

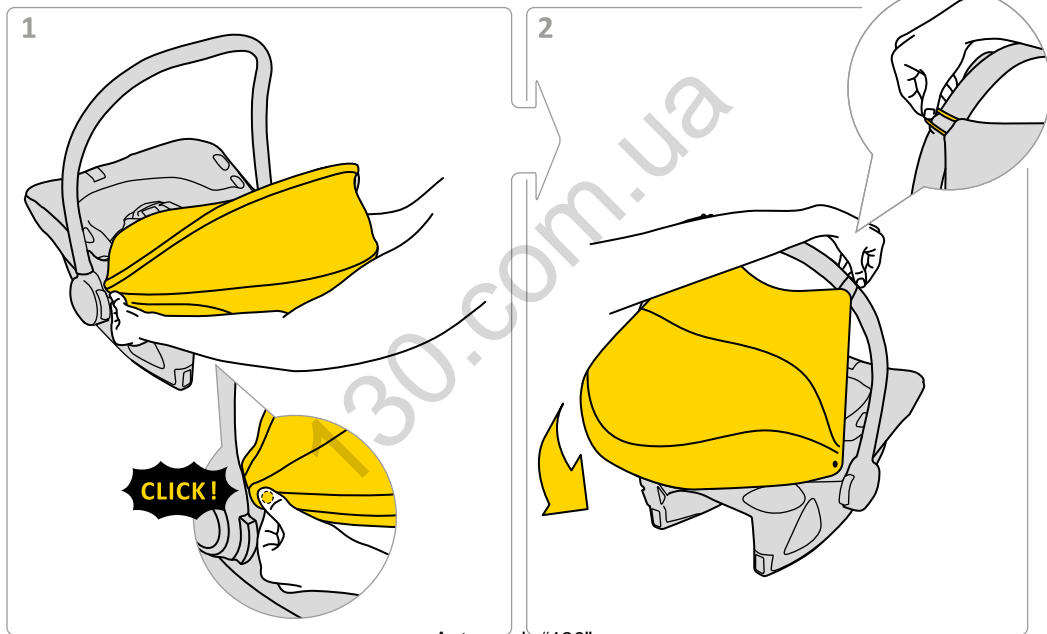


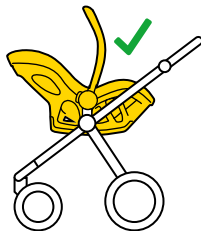
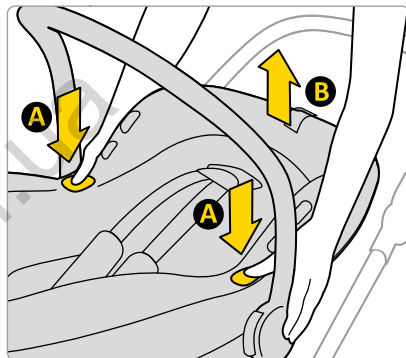
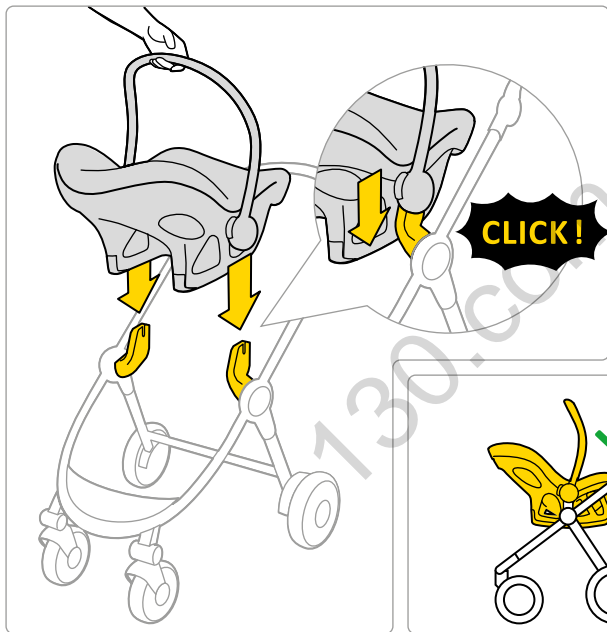




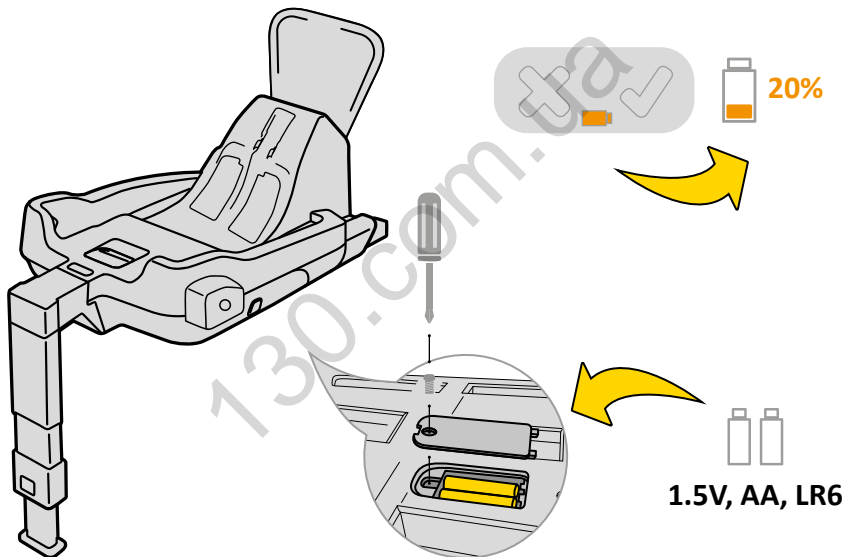
Autogoods "130"







Autogoods "130"



Autogoods "130"



Avionaut ® Pixel ™ Car Seat Instructions

Important!

Do not read these instructions in a hurry. Go through them carefully and keep them for future reference. Always consult them when in doubt. Travel safely and take each car trip seriously. Even when you are only travelling a few streets away.



Warning:

Never install the Avionaut Pixel car seat on a front passenger seat which has an active airbag.



Warning:

Do not modify the Avionaut Pixel in any way, as this can affect the safety of the child during use.



Warning:

Never place the Avionaut Pixel on an elevated surface such as a table or chair.



Warning:

The Avionaut Pixel seat should only be installed in a car in the rear-facing position.

- A** carrying handle
- B** fastening for canopy
- C** button for releasing car seat from pushchair
- D** PIXEL insert cushion
- E** upholstery
- F** harness speedy adjustment strap
- G** connection to base unit
- H** harness crotch belt with protector
- I** harness buckle
- J** harness shoulder restraints
- K** harness shoulder restraints with detachable protectors
- L** section for conducting of lap belt
- M** carrying handle position button
- N** canopy holder
- O** sun canopy



- P** car seat stabilisers
- R** installation catch for base unit - IsoFix connector
- S** button to release IsoFix connector
- T** lever to release car seat
- U** adjustable support leg
- W** control panel
- Y** belt hook for shoulder part of belt
- Z** belt hook for lap part of belt

Safety, usage and travel

- Before purchasing, perform a trial installation of each seat in your car, in order to check whether it can be installed and used in the correct manner in that particular model. Matching the seat model to the type of car is one of the most important safety criteria. The sales assistant also guarantees that the installation is fully correct during the first setup.
- Remember that parents are always responsible for their child's safety during a car journey.
- Never leave your child unattended in the car seat – in the car or outside of it.
- Never travel in a car with a child on your lap.
- If you put the Avionaut Pixel seat on the front passenger seat, remember to deactivate the airbag.
- The safest place for your child to travel in a car is on the rear passenger seats.
- Use only a front-facing seat which is equipped with a three point seatbelt.
- Before any journey, ensure that the seatbelts are not damaged or twisted.
- When the car seat is installed, the rear passenger seats must be blocked and immobile.
- Before any journey, check that the Avionaut Pixel seat has not been caught in the door, and is not at risk of coming into contact with loose items of baggage or loose passenger seats.
- Ensure that all baggage in the car is securely fastened.
- Do not use the Avionaut Pixel without the upholstery, as it is part of the system that is responsible for your child's safety.
- The PIXEL insert can be used until your child reaches a height of 60cm. As the child grows, remove individual elements of the insert.
- Take short breaks on long journeys. Your child needs to move about as well.

- If you want to protect your child from the sun, attach and open the sun canopy. The sun canopy is a separate part of the car seat.
- Always cover the seat when you leave the car parked in direct sunlight. The upholstery, metal and plastic parts can overheat and burn your child.
- Always fasten your child securely in the seat using the harness straps, even when you are using the seat outside the car.
- Do not use the Avionaut Pixel for more than 5 years.
- We advise against buying second-hand car seats for children – you can never be sure of their history.
- If you do decide to buy a second-hand car seat, choose one with a history that is known to you.
- Replace your car seat if it has been in an accident.
- The manufacturer is aware that this seat may leave indentations in the upholstery of the car passenger seats. This is unavoidable due to the requirement that the seat be attached tightly. The manufacturer is not liable for any damage caused by the child car seat.
- Use the Avionaut Pixel car seat when your child is between 40cm - 86cm in height and weighs a maximum of 13 kg.
- Run a test to make sure that the car seat has been properly installed. If one of the LEDs lights up in red, fix the car seat installation and run the test again. Keep carrying out this action until the green LED lights up.
- Please make sure that the straps are securely fastened so that the child is correctly positioned in the car seat.
- The car seat must always be secured in the car, even if there is no child inside it.
- Do not make any modifications to the seat. These can cause partial or total loss of the product's safety.

Maintenance and cleaning

1. The Avionaut Pixel seat upholstery can be machine washed up to 30°C.
2. The remaining parts can be washed using soap and water and a soft sponge.
3. Keep your car seat clean. Do not use moisturizing agents or harsh cleaning materials.
4. Do not use lubricants on the moving elements or any part of the car seat.

The environment

- The plastic wrapping should be kept away from children, in order to avoid the risk of suffocation.
- The batteries for the information panel in the base of the car seat should be disposed of appropriately.
- Out of concern for the environment, when you have finished using this car seat, please dispose of it in an appropriate waste management facility, in keeping with the appropriate local laws.

Questions

If you have any questions, call your retailer or authorised dealer. Prepare the following information:

- the age, height and weight of your child,
- the make and model of your car, and the place in the car that the Avionaut Pixel will be installed.

Warranty

- The Avionaut Pixel comes with a 24 month warranty. We hereby confirm that this product was manufactured in accordance with current European safety and quality standards and that, at the time of purchase, it is free from manufacturing or material defects.
- The warranty is valid in the country of purchase and is administered by the authorised distributor.
- The warranty covers all manufacturing defects, whether in workmanship or materials, on condition that the product is used according to the instructions, in normal conditions, by the first end-user and for 24 months from the date of purchase. Avionaut is liable for the repair or exchange of faulty products, but the guarantor decides on the manner in which the fault will be removed and considers each claim.
- The warranty does not cover damage caused by normal wear and tear, such as fabric wear, and the natural loss of colour and deterioration in materials resulting from the normal ageing of the product.
- Additionally, the warranty does not cover product faults caused by accidental damage, not following the instructions, inappropriate use, or damage resulting from negligence, fire, contact with liquids or other outside causes.
- When a claim is made, the Avionaut Pixel seat must have all labels or the identification number and must be serviced only by an authorised person.

Would you like to make a claim?

- If you find a defect and would like to make a claim, contact the retailer who sold you your Avionaut Pixel. When making a claim you will need to produce your proof of purchase, which should be dated in the 24 months preceding your service request.
- If your product needs to be sent to a service centre, return it to the distributor or retailer. The method of delivery and delivery costs should be agreed on at this time, as the lack of such an agreement may result in the guarantor refusing to cover the delivery costs. Damages and/or defects which are not covered by our warranty or by consumer rights, and/or product damage and/or defects not covered by our warranty can be removed for an agreed upon fee.

Consumer rights:

- The consumer has rights in accordance with the relevant legislation, which may vary according to country. This warranty does not affect the consumer's rights arising from the appropriate national legislation.

- This warranty was prepared by KARWALA, a company registered in Poland.

The company's address is:

KARWALA

Szarlejka, ul. Łukaszewicza 172
42-130 Wręczyca Wielka, Poland

GUARANTEE CARD

NO	START DATE OF	RANGE OF REPAIR	DATE OF COMPLETION	SIGN

SELLING DATE

SHOP STAMP