



PHONES

(044) 338-0-130
 (050) 332-0-130
 (063) 577-0-130
 (067) 353-0-130

130
 COM.UA

Internet store of
 autogoods



SKYPE
 km-130

CAR RECEIVERS — Receivers • Media receivers and stations • Native receivers • CD/DVD changers • FM-modulators/USB adapters • Flash memory • Facia plates and adapters • Antennas • Accessories |
 CAR AUDIO — Car audio speakers • Amplifiers • Subwoofers • Processors • Crossovers • Headphones • Accessories | TRIP COMPUTERS — Universal computers • Model computers • Accessories |
 GPS NAVIGATORS — Portable GPS • Built-in GPS • GPS modules • GPS trackers • Antennas for GPS navigators • Accessories | VIDEO — DVR • TV sets and monitors • Car TV tuners • Cameras • Videomodules
 • Transcoders • Car TV antennas • Accessories | SECURITY SYSTEMS — Car alarms • Bike alarms • Mechanical blockers • Immobilizers • Sensors • Accessories | OPTIC AND LIGHT — Xenon • Bixenon • Lamps
 • LED • Stroboscopes • Optic and Headlights • Washers • Light, rain sensors • Accessories | PARKTRONICS AND MIRRORS — Rear parktronic • Front parktronic • Combined parktronic • Rear-view mirrors
 • Accessories | HEATING AND COOLING — Seat heaters • Mirrors heaters • Screen-wipers heaters • Engine heaters • Auto-refrigerators • Air conditioning units • Accessories | TUNING — Vibro-isolation
 • Noise-isolation • Tint films • Accessories | ACCESSORIES — Radar-detectors • Handsfree, Bluetooth • Windowlifters • Compressors • Beeps, loudspeakers • Measuring instruments • Cleaners • Carsits
 • Miscellaneous | MOUNTING — Installation kits • Upholstery • Grilles • Tubes • Cable and wire • Tools • Miscellaneous | POWER — Batteries • Converters • Start-charging equipment • Capacitors
 • Accessories | MARINE AUDIO AND ELECTRONICS — Marine receivers • Marine audio speakers • Marine subwoofers • Marine amplifiers • Accessories | CAR CARE PRODUCTS — Additives • Washer fluid •
 Care accessories • Car polish • Flavors • Adhesives and sealants | LIQUID AND OIL — Motor oil • Transmission oil • Brake fluid • Antifreeze • Technical lubricant



In store "130" you can find and buy almost all necessary goods for your auto in Kyiv and other cities, delivery by ground and postal services. Our experienced consultants will provide you with exhaustive information and help you to chose the very particular thing. We are waiting for you at the address

<http://130.com.ua>

Power relay

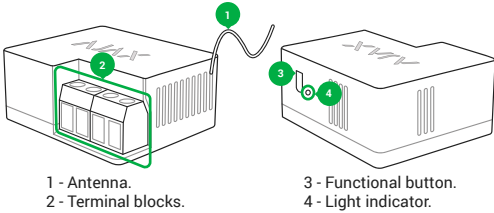
Model Name: **Ajax WallSwitch**

Wireless power relay with energy monitor

WallSwitch is a device combining a wireless power on and off relay for electrical appliances with the capacity up to 3 kW, as well as a power consumption detector. It is adapted for installation in a European socket box. WallSwitch is connected to the Ajax security system via the protected Jeweller protocol, with an effective communication range of up to 1,000 meters without obstacles.

IMPORTANT: This Quick Start Guide contains general information about the WallSwitch. Before using the device, we recommend to reviewing the User Manual on the website:
ajax.systems/support/devices/wallswitch

FUNCTIONAL ELEMENTS



CONNECTING AND SETTING UP

The relay is connected and set up via the Ajax Security System mobile application.

For WallSwitch to become available for detection, you should connect it to power supply and wait for 10-15 seconds. Then launch the device adding procedure in the mobile application and press the WallSwitch functional button (or apply load to the device no less than 20 W, e.g. by switching on an iron or electric kettle).

For the pairing to occur, the relay and the hub should be located within the same premises.

You can change the protection parameters in the settings:

Current protection - if enabled, power supply will be switched off if the strength of current exceeds 13A, in the inactive state the threshold is 19.8A (or 16A, if continues for 5 seconds).

Voltage protection - if enabled, power supply will be switched off in case of a voltage surge beyond the range of 161V - 264V, in the inactive state - 0V - 500V.

CE

CAUTION: RISK OF EXPLOSION IF BATTERY IS REPLACED BY AN INCORRECT TYPE. DISPOSE OF USED BATTERIES ACCORDING TO THE INSTRUCTIONS

LOCATION SELECTION

WallSwitch should be only installed by a qualified electrician. Regardless of the type of the electrical circuit in which the device is installed.

When selecting a WallSwitch installation location, take into account the device remoteness from the hub and presence of any objects hindering the radio signal transmission.

Do not install the relay:

1. Outside the premises (outdoors).
2. Within metal mounting boxes and switchboards.
3. Within any premises with the temperature and humidity beyond the range of permissible limits.

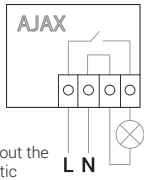
To check the communication quality with the hub, test the signal strength in the Ajax Security System application for at least a minute.

Status indicator	Signal level
	Excellent signal level
	Good signal level
	Poor signal level
	No signal

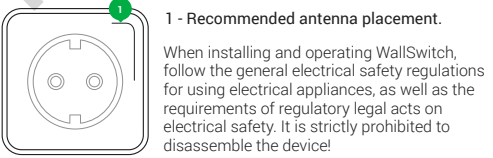
WallSwitch is designed for installation inside a socket box with the diameter 50 mm and more and the depth no less than 70 mm.

MOUNTING THE DEVICE

1. Unplug or depower the cable to which WallSwitch will be connected.
2. Connect the power cable to the WallSwitch terminal clamps and then WallSwitch to a socket using bundled connecting wires or an electrical appliance with a cable with the adequate cross-section.



When installing the device in the socket box, lead out the antenna to the outside and place it under the plastic frame of the socket. The more distanced the antenna is from metal structures, the lower is the risk of screening of the radio signal. In no case, do not shorten the antenna!



This product can be used across all EU member states.

This device in compliance with the essential requirements and other relevant provisions of Directive 2014/53/EU. All essential radio test suites have been carried out.

Autogoods "130"

TECH SPECS

Actuating element	Electromagnetic relay
Service life of the relay	200,000 switching-ons
Supply voltage	110-240 V AC±10% 50/60 Hz
Voltage protection	Yes, min 161V, max 264V
Maximum load current	13 A
Maximum current protection	Yes, 13 A
Power output (resistance load 230 V)	Up to 3 kW
Electricity meter function	Yes
Power consumption parameters control	Yes: current, voltage, consumed power
Power consumption of the device in the standby mode	Less than 1 W
Frequency band	868.0-868.6 mHz
Maximum RF output power	Up to 25 mW
Modulation	FM
Radio signal	Up to 1,000 m (any obstacles absent)
Shell protection rating	IP20
Operating temperature range	From 0°C to +64°C
Maximum temperature protection	Yes, 65°C
Operating humidity	Up to 75%
Overall dimensions	38 x 25 x 18 mm
Weight	32 g

WARRANTY

Warranty for the Ajax Systems Inc. devices is valid for 2 years after the purchase and does not apply to the supplied battery. If the device does not work correctly, you should first contact the support service—in half of the cases, technical issues can be solved remotely!

The full text of the warranty is available on the website:
ajax.systems/ru/warranty

User Agreement:
ajax.systems/end-user-agreement

Technical support:
support@ajax.systems

COMPLETE SET

1. WallSwitch.
2. Connecting wires - 2 pcs.
3. Quick Start Guide.

Manufacturer: Research and Production Enterprise "Ajax" LLC
Address: Sklyarenko 5, Kyiv, 04073, Ukraine
By request of Ajax Systems Inc.

www.ajax.systems