



PHONES

(044) 360-7-130  
(050) 336-0-130  
(063) 788-0-130  
(067) 233-0-130  
(068) 282-0-130

# 130 Internet store of autogoods

COM.UA



ICQ  
294-0-130  
597-0-130

SKYPE  
km-130

CAR RECEIVERS — Receivers • Media receivers and stations • Native receivers • CD/DVD changers • FM-modulators/USB adapters • Flash memory • Facia plates and adapters • Antennas • Accessories |  
CAR AUDIO — Car audio speakers • Amplifiers • Subwoofers • Processors • Crossovers • Headphones • Accessories | TRIP COMPUTERS — Universal computers • Model computers • Accessories |  
GPS NAVIGATORS — Portable GPS • Built-in GPS • GPS modules • GPS trackers • Antennas for GPS navigators • Accessories | VIDEO — DVR • TV sets and monitors • Car TV tuners • Cameras • Videomodules  
• Transcoders • Car TV antennas • Accessories | SECURITY SYSTEMS — Car alarms • Bike alarms • Mechanical blockers • Immobilizers • Sensors • Accessories | OPTIC AND LIGHT — Xenon • Bixenon • Lamps  
• LED • Stroboscopes • Optic and Headlights • Washers • Light, rain sensors • Accessories | PARKTRONICS AND MIRRORS — Rear parktronic • Front parktronic • Combined parktronic • Rear-view mirrors  
• Accessories | HEATING AND COOLING — Seat heaters • Mirrors heaters • Screen-wipers heaters • Engine heaters • Auto-refrigerators • Air conditioning units • Accessories | TUNING — Vibro-isolation  
• Noise-isolation • Tint films • Accessories | ACCESSORIES — Radar-detectors • Handsfree, Bluetooth • Windowlifters • Compressors • Beeps, loudspeakers • Measuring instruments • Cleaners • Carsits  
• Miscellaneous | MOUNTING — Installation kits • Upholstery • Grilles • Tubes • Cable and wire • Tools • Miscellaneous | POWER — Batteries • Converters • Start-charging equipment • Capacitors  
• Accessories | MARINE AUDIO AND ELECTRONICS — Marine receivers • Marine audio speakers • Marine subwoofers • Marine amplifiers • Accessories | CAR CARE PRODUCTS — Additives • Washer fluid •  
Care accessories • Car polish • Flavors • Adhesives and sealants | LIQUID AND OIL — Motor oil • Transmission oil • Brake fluid • Antifreeze • Technical lubricant



In store "130" you can find and buy almost all necessary goods for your auto in Kyiv and other cities, delivery by ground and postal services. Our experienced consultants will provide you with exhaustive information and help you to chose the very particular thing. We are waiting for you at the address

<http://130.com.ua>

# KENWOOD

## Steering Wheel Remote Control Adaptor

### CAW-MX7440

Peugeot 206 05/01 > (6-Function with roller)

Peugeot 307 06/01-02/05

Peugeot 406 03/01 > (Controller with roller)

Peugeot 607 06/01 >

Citroen Berlingo 04/01-03/06

Citroen C2 05/02-02/05

Citroen C3 05/02-02/05

Citroen C5 05/01-02/05


Citroen Xsara Picasso 10/02 > (Multiplex wiring)

Citroen Evasion & Synergie 10/02-02/05 (Multiplex wiring)


Citroen Xsara III 03/01 > (6-Function)

Citroen Xantia 10/02 > (Multiplex wiring)

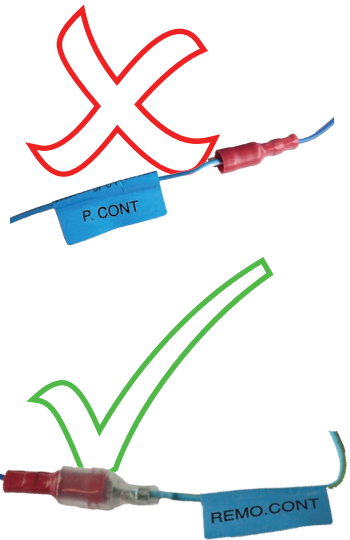

Check for latest updates on:  
[www.kenwood.eu](http://www.kenwood.eu)





1




OR



2



3



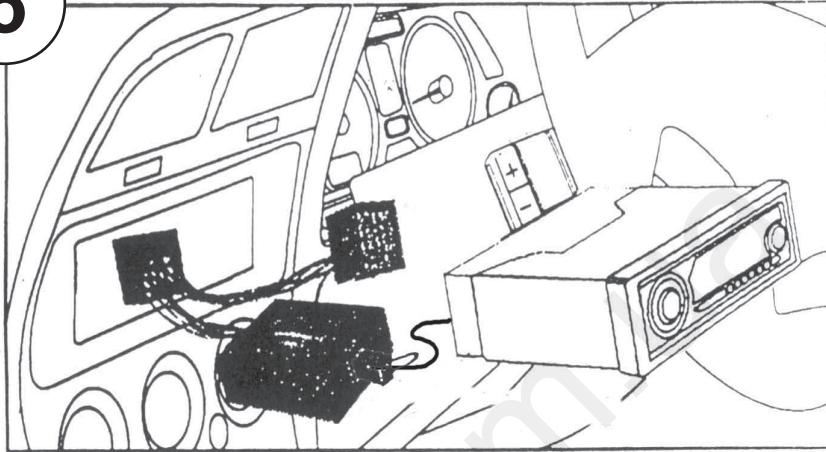


4

**IMPORTANT – PLEASE READ BEFORE REMOVING ORIGINAL EQUIPMENT HEAD-UNIT.**

Peugeot/Citroen vehicles Equipped with multiplexed wiring may exhibit odd behaviour of the dash display or central locking when the original stereo is removed. These issues originate from the removal of the original equipment NOT the installation of a new system. Any faults can be corrected by a Peugeot/Citroen dealer who can re-configure the system.

5



6



| Vehicle Function | Click    |
|------------------|----------|
| Vol +            | Vol +    |
| Vol -            | Vol -    |
| ▶▶               | Seek +   |
| ◀◀               | Seek -   |
| ▲ Memo           | Preset + |
| ▼ Memo           | Preset - |
| SRC              | Source   |
| Mute             | Mute     |

**NOTE:**

These Peugeot/Citroen vehicles do not feature an ignition feed to the Head-Unit. The replacement unit will need to be manually turned off (or face panel removed) when the user exits the vehicle. If desired an ignition input can be added by disconnecting the bullet connector on the red wire (Harness A) and adding a flying lead to take this to a true ignition feed (Normally located at the Ignition barrel or fuse box).

\*Functions Given are a general guide, exact functionality may vary with Kenwood Model/Vehicle