



PHONES

0 (800) 800 130
(050) 462 0 130
(063) 462 0 130
(067) 462 0 130

130
COM.UA

Internet store of
autogoods



SKYPE


km-130

CAR RECEIVERS — Receivers • Media receivers and stations • Native receivers • CD/DVD changers • FM-modulators/USB adapters • Flash memory • Facia plates and adapters • Antennas • Accessories |
CAR AUDIO — Car audio speakers • Amplifiers • Subwoofers • Processors • Crossovers • Headphones • Accessories | TRIP COMPUTERS — Universal computers • Model computers • Accessories |
GPS NAVIGATORS — Portable GPS • Built-in GPS • GPS modules • GPS trackers • Antennas for GPS navigators • Accessories | VIDEO — DVR • TV sets and monitors • Car TV tuners • Cameras • Videomodules
• Transcoders • Car TV antennas • Accessories | SECURITY SYSTEMS — Car alarms • Bike alarms • Mechanical blockers • Immobilizers • Sensors • Accessories | OPTIC AND LIGHT — Xenon • Bixenon • Lamps
• LED • Stroboscopes • Optic and Headlights • Washers • Light, rain sensors • Accessories | PARKTRONICS AND MIRRORS — Rear parktronic • Front parktronic • Combined parktronic • Rear-view mirrors
• Accessories | HEATING AND COOLING — Seat heaters • Mirrors heaters • Screen-wipers heaters • Engine heaters • Auto-refrigerators • Air conditioning units • Accessories | TUNING — Vibro-isolation
• Noise-isolation • Tint films • Accessories | ACCESSORIES — Radar-detectors • Handsfree, Bluetooth • Windowlifters • Compressors • Beeps, loudspeakers • Measuring instruments • Cleaners • Car seats
• Miscellaneous | MOUNTING — Installation kits • Upholstery • Grilles • Tubes • Cable and wire • Tools • Miscellaneous | POWER — Batteries • Converters • Start-charging equipment • Capacitors
• Accessories | MARINE AUDIO AND ELECTRONICS — Marine receivers • Marine audio speakers • Marine subwoofers • Marine amplifiers • Accessories | CAR CARE PRODUCTS — Additives • Washer fluid •
Care accessories • Car polish • Flavors • Adhesives and sealants | LIQUID AND OIL — Motor oil • Transmission oil • Brake fluid • Antifreeze • Technical lubricant



In store "130" you can find and buy almost all necessary goods for your auto in Kyiv and other cities, delivery by ground and postal services. Our experienced consultants will provide you with exhaustive information and help you to choose the very particular thing. We are waiting for you at the address

<https://130.com.ua>



≡ COFLOW
SOLAR PANEL

Contact Us:

support@ecoflow.com

www.ecoflow.com

Autogoods "130"

What's in the Box



Kickstand Case



Solar Panel

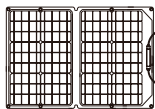


MC4 Output Controller



User Manual
& Warranty Card

Connection method



Solar Panel



MC4 to XT60 Cable
(Solar Charging Cable)
* The accessory is sold separately



XT60
Input Port



EcoFlow™ DELTA
(Sold Separately)

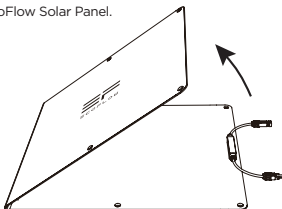


EcoFlow RIVER series
(Sold Separately)

Portable power stations

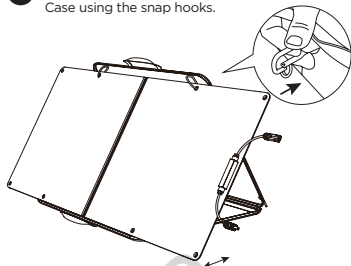
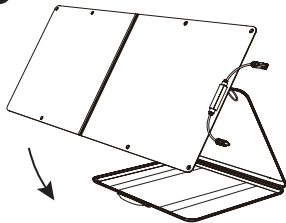
How to set up your solar panel

- 1 Open and unfold the EcoFlow Solar Panel.

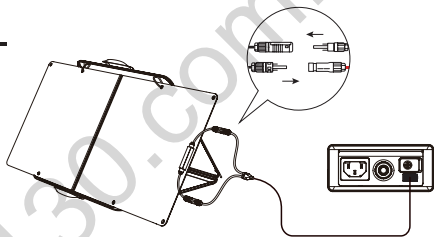


Autogoods "130"

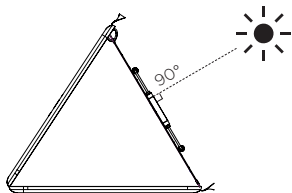
- 2** Adjust the solar panel on the Kickstand Case. **3** Attach the solar panel onto the Kickstand Case using the snap hooks.



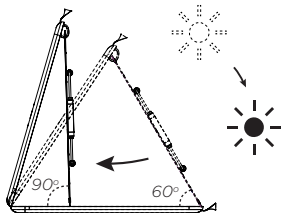
- 4** Connect the solar panel MC4 Connector to the MC4 to XT60 Cable (Solar Charging Cable, sold separately) and connect the MC4 to XT60 Cable to the XT60 port on the EcoFlow power station.



- 5** In order to increase the efficiency of the EcoFlow Solar Panel, use it in direct sunlight, position it perpendicular to the sunlight, and make sure the solar panels are unobstructed.



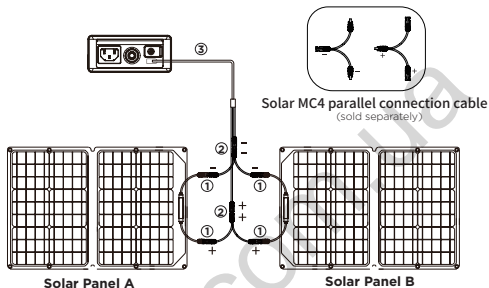
- 6** The carrying case also doubles up as a kickstand, which enables you to position the solar power in a 60° to 90° angle.



Connecting the Solar Panels in Parallel or in Series

Wire solar panels in parallel (refer to the figure below)

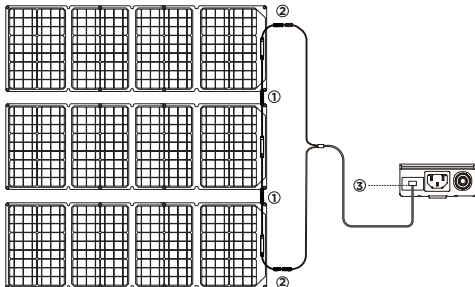
1. Connect the positive poles of the solar panels with the positive poles of the Solar MC4 Parallel Connection Cable. Connect the negative poles of the solar panels with the negative poles of the Solar MC4 Parallel Connection Cable;
2. Connect the parallel cable connectors (output side) with the MC4 connectors on the MC4 to XT60 Cable (sold separately);
3. Connect the XT60 connector on the MC4 to XT60 Cable to the XT60 port on the EcoFlow portable power station.



Refer to the user manuals of specific EcoFlow power stations to discover more information about connecting solar panels.

Wire solar panels in series (refer to the figure below)

1. Connect the male connector of one solar panel to the female connector of the other solar panel;
 2. Connect the solar panel MC4 Connectors to the MC4 to XT60 Cable (sold separately);
 3. Connect the XT60 connector on the MC4 to XT60 Cable to the XT60 port on the portable power station.
- Refer to the user manuals of specific EcoFlow power stations to discover more information about connecting solar panels.



Refer to the user manuals of specific EcoFlow power stations to discover more information about connecting solar panels.

FAQ

Are EcoFlow solar panels waterproof?

EcoFlow Solar Panels are IP67 rated, which means they can be submerged in a body of water up to a meter deep for 30 mins. They are also dustproof, durable, and suitable for outdoor usage. If you wish to clean your solar panel, use a gentle stream of water and do not use high-pressure water sources such as a jet spray, as high pressure may damage the solar panels.

Does the charging speed of EcoFlow solar panels vary?

Solar panel charging speeds vary with different operating and environmental conditions:

Weather: Solar panels may have lower outputs in cold, cloudy, and rainy conditions;

Positioning: Solar panels may have lower outputs when they are not directly facing the position of the sun;

Obstructions: Solar panels may have lower outputs when placed under shade, behind other objects, or behind a window.

Warning: Avoid applying external pressure to the solar panels; doing so can damage the solar panel cells and result in reduced outputs.

Can EcoFlow solar panels be used in extreme weather conditions?

Please use the solar panels in stable weather conditions. The optimal temperature range for normal use and storage of EcoFlow solar panels is -4°F to 185°F (-20°C to 85°C).

Warning: DO NOT use solar panels during severe weather conditions, such as thunderstorms, strong winds, and hailstorms.

Can EcoFlow solar panels store power themselves?

Solar panels convert solar energy into electricity and pass it as a DC current to an EcoFlow power station, as opposed to storing power themselves.


Technical Specifications

160W Solar Panel
Rated Power: 160W(+/-5W)*
Open Circuit Voltage: 21.4V (Vmp 18.2V)
Short Circuit Current: 9.6A (Imp 8.8A)
Efficiency: 21%-22%
Cell Type: Monocrystalline silicon
Connector type: MC4
Operating & Storage Temperature: -4° F to 185° F (-20° C to 85° C)
General
Weight: 15.4 lbs(7.0KG)
Solar Panel: 11 lbs(5.0KG)
Unfolded Dimensions: 26.8*61.8*1.0 in (68*157*2.4 cm)
Folded Dimensions: 26.8*16.5*1.0 in (68*42*2.4 cm)
Warranty: 12 months <small>*Warranty period may vary according to local laws and regulations.</small>
Tested And Certified

110W Solar Panel
Rated Power: 110W(+/-5W)*
Open Circuit Voltage: 21.7V (Vmp 18.5V)
Short Circuit Current: 6.3A (Imp 6.0A)
Efficiency: 21%-22%
Cell Type: Monocrystalline silicon
Connector type: MC4
Operating & Storage Temperature: -4° F to 185° F (-20° C to 85° C)
General
Weight: 13.2 lbs (6KG)
Solar Panel: 8.8lbs (4KG)
Unfolded Dimensions: 20.2*62.5*1.0 in (51.4*158*2.4 cm)
Folded Dimensions: 20.2*16.5*1.0 in (51.4*42*2.4 cm)
Warranty: 12 months <small>*Warranty period may vary according to local laws and regulations.</small>
Tested And Certified

60W Solar Panel
Rated Power: 60W(+/-5W)*
Open Circuit Voltage: 21.6V (Vmp 18.2V)
Short Circuit Current: 3.5A (Imp 3.3A)
Efficiency: 21%-22%
Cell Type: Monocrystalline silicon
Connector type: MC4
Operating & Storage Temperature: -4° F to 185° F (-20° C to 85° C)
General
Weight: 8.8 lbs(4KG)
Solar Panel: 4.4 lbs(2.0KG)
Unfolded Dimensions: 21*32.1*1.0 in (53.7*81.5*2.4 cm)
Folded Dimensions: 21*16.5*1.0 in (53.7*42*2.4 cm)
Warranty: 12 months <small>*Warranty period may vary according to local laws and regulations.</small>
Tested And Certified

* Rated Power is tested under Standard Test Conditions:1000W/m2, AM1.5, 25°C
EcoFlow™ is a trademark of Shenzhen EcoFlow Technology Limited (abbreviated as "EcoFlow") and its affiliated companies.



EF COFLOW

太阳能充电板

联系我们:

www.ecoflow.com

Autogoods "130"

包装内容



太阳能充电板
保护套 (支架)



太阳能充电板

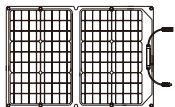


MC4 输出控制器



用户手册和保修卡

如何连接



太阳能充电板



MC4 转 XT60 线
* 配件单独出售



XT60
输入端口



EcoFlow™ DELTA
(单独出售)

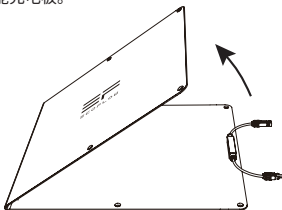


EcoFlow RIVER 系列
(单独出售)


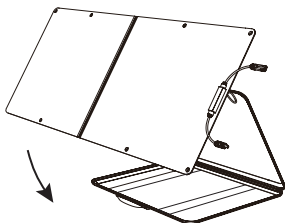
移动储能电源

太阳能板使用方法

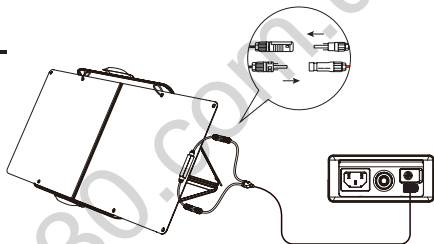
- 1 打开 EcoFlow 太阳能充电板。



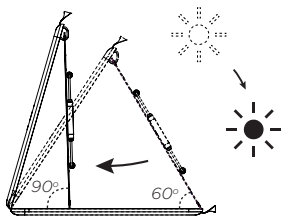
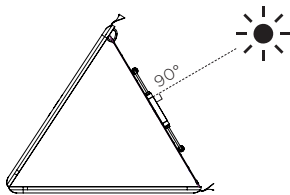
- 2** 在支架包上调节太阳能充电板角度。
- 3** 使用连接扣将太阳能充电板固定在支架包上。



- 4** 将太阳能充电板 MC4 端口连接至 MC4 转 XT60 线（另售），并将 MC4 转 XT60 线连接至 EcoFlow 移动储能电源的 XT60 端口。



- 5** 为了更有效地获得太阳能，请尽量让阳光垂直照射到太阳能充电板上，并确保无任何遮挡物。
- 6** 太阳能充电板包还可以兼作支架使用，您可以将充电板放置上去，使其与地面形成 60°至 90°的夹角，更利于充电。

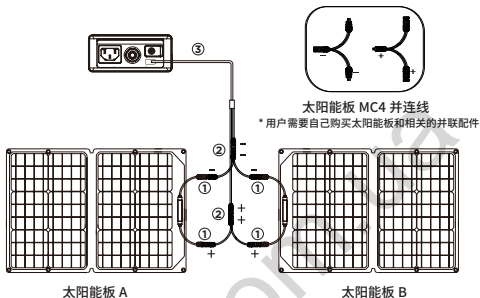


串联及并联连接方式

并联示例

(如下图所示)

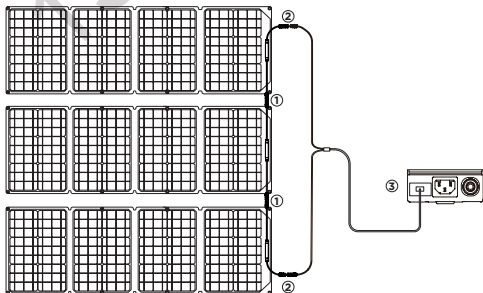
- 1、将两块太阳能板的正极与正极、负极与负极通过 MC4 并联线进行并联。
- 2、用 MC4 转 XT60 线连接 MC4 并联线的汇流接头。
- 3、再用 MC4 转 XT60 线连接主产品的 XT60 端口，给主产品充电。



串联示例

(如下图所示)

- 1、将三块太阳能充电板的 MC4 接口正负极首尾相接进行串联。
- 2、串联好之后，用 MC4 转 XT60 线连接剩余的两个正负极 MC4 接口。
- 3、再用 MC4 转 XT60 线连接主产品的 XT60 端口，给主产品充电。



* 不同主产品的太阳能板充电方式请参照主产品的说明书

FAQ 常见问题

太阳能充电板能防水吗？

太阳能板达 IP67 防护级别，即可持续 30 分钟浸泡在 1 米深水中。太阳能板防尘、耐用，可用于户外场景。若您需要清洁太阳能板，请用流水淋洗，避免用高压水力（例如喷淋器）冲洗。压力可能会损坏太阳能板。

太阳能板充电功率低是什么原因？

太阳能板发电功率受多种因素影响。主要因素包括气候条件，光照角度及遮挡。

气候条件：一般阴雨天气，或者多云天气，太阳被云层遮挡的条件下，都会导致功率下降；

角度：当太阳能板没有垂直对着阳光下，或背对阳光都会导致功率下降；

遮挡：太阳能板前有阴影遮挡或放置于玻璃窗后，都会导致功率下降；

警告：请避免让外力挤压太阳能板，否则可能损坏太阳能板晶片，导致功率下降。

太阳能板在极端天气下能否使用？

太阳能板尽量在天气稳定条件下使用。正常使用及存储温度是 -4° F 至 185° F (-20° C 至 85° C)。

警告：避免在雷雨，大风，冰雹等恶劣条件下使用。

太阳能板内部能储存少量能量吗？

太阳能板将太阳能转换为电能，并将电能以直流电形式传输至 EcoFlow 移动储能电源产品。太阳能板本身不能存储电能。

技术参数

160W 太阳能充电板

额定功率: 160W(+/-5W)*
开路电压: 21.4V(带载电压 18.2V)
短路电流: 9.6A(带载电流 8.8A)
效率: 21%-22%
电池类型: 单晶硅
接口类型: MC4
使用及存储温度: -4° F 至 185° F (-20° C 至 85° C)

常规

重量: 7 千克
太阳能充电板: 5 千克
展开尺寸: 68*157*2.4 厘米
折叠尺寸: 68*42*2.4 厘米
保修期: 12 个月

检测和认证



110W 太阳能充电板

额定功率: 110W(+/-5W)*
开路电压: 21.7V (带载电压 18.5V)
短路电流: 6.3A (带载电流 6.0A)
效率: 21%-22%
电池类型: 单晶硅
接口类型: MC4
使用及存储温度: -4° F 至 185° F (-20° C 至 85° C)

常规

重量: 6 千克
太阳能充电板: 4 千克
展开尺寸: 51.4*158*2.4 厘米
折叠尺寸: 51.4*42*2.4 厘米
保修期: 12 个月

检测和认证



60W 太阳能充电板

额定功率: 60W(+/-5W)*
开路电压: 21.6V (带载电压 18.2V)
短路电流: 3.5A (带载电流 3.3A)
效率: 21%-22%
电池类型: 单晶硅
接口类型: MC4
使用及存储温度: -4° F 至 185° F (-20° C 至 85° C)

常规

重量: 4 千克
太阳能充电板: 2 千克
展开尺寸: 53.7*81.5*2.4 厘米
折叠尺寸: 53.7*42*2.4 厘米
保修期: 12 个月

检测和认证



* 太阳能板的额定功率的标准测试条件: 1000W/m², AM1.5, 25° C
EcoFlow™是深圳市正浩创新科技有限公司及其关联公司的商标。