



PHONES

0 (800) 800 130
(050) 462 0 130
(063) 462 0 130
(067) 462 0 130

130
COM.UA

Internet store of
autogoods



SKYPE

km-130

CAR RECEIVERS — Receivers • Media receivers and stations • Native receivers • CD/DVD changers • FM-modulators/USB adapters • Flash memory • Facia plates and adapters • Antennas • Accessories |
CAR AUDIO — Car audio speakers • Amplifiers • Subwoofers • Processors • Crossovers • Headphones • Accessories | TRIP COMPUTERS — Universal computers • Model computers • Accessories |
GPS NAVIGATORS — Portable GPS • Built-in GPS • GPS modules • GPS trackers • Antennas for GPS navigators • Accessories | VIDEO — DVR • TV sets and monitors • Car TV tuners • Cameras • Videomodules
• Transcoders • Car TV antennas • Accessories | SECURITY SYSTEMS — Car alarms • Bike alarms • Mechanical blockers • Immobilizers • Sensors • Accessories | OPTIC AND LIGHT — Xenon • Bixenon • Lamps
• LED • Stroboscopes • Optic and Headlights • Washers • Light, rain sensors • Accessories | PARKTRONICS AND MIRRORS — Rear parktronic • Front parktronic • Combined parktronic • Rear-view mirrors
• Accessories | HEATING AND COOLING — Seat heaters • Mirrors heaters • Screen-wipers heaters • Engine heaters • Auto-refrigerators • Air conditioning units • Accessories | TUNING — Vibro-isolation
• Noise-isolation • Tint films • Accessories | ACCESSORIES — Radar-detectors • Handsfree, Bluetooth • Windowlifters • Compressors • Beeps, loudspeakers • Measuring instruments • Cleaners • Carsits
• Miscellaneous | MOUNTING — Installation kits • Upholstery • Grilles • Tubes • Cable and wire • Tools • Miscellaneous | POWER — Batteries • Converters • Start-charging equipment • Capacitors
• Accessories | MARINE AUDIO AND ELECTRONICS — Marine receivers • Marine audio speakers • Marine subwoofers • Marine amplifiers • Accessories | CAR CARE PRODUCTS — Additives • Washer fluid •
Care accessories • Car polish • Flavors • Adhesives and sealants | LIQUID AND OIL — Motor oil • Transmission oil • Brake fluid • Antifreeze • Technical lubricant



In store "130" you can find and buy almost all necessary goods for your auto in Kyiv and other cities, delivery by ground and postal services. Our experienced consultants will provide you with exhaustive information and help you to chose the very particular thing. We are waiting for you at the address

<https://130.com.ua>

● BLAUPUNKT



AIR PURIFIER
AIRPURE **AP 1.1**



Enjoy it.

Operating and Installation Instructions

Autogoods "130"

CAUTIONS

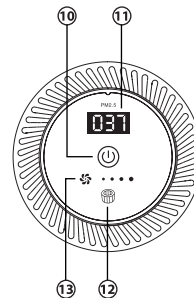
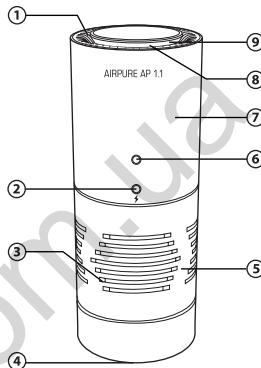
Safety Notes

- Do not clean or spill liquids or flammable solvents on the device.
- Clean with soft cloth only. Disconnect AirPure before cleaning.
- Handle with care. Do not drop. Keep it away from electric & magnetic area.
- Keep AirPure free of any object obstructing the air flow.
- Do not let children play with air purifier.
- Do not operate the device while driving.
- Use the power cable provided only.

Disclaimer

In no event shall Blaupunkt be liable for any direct, indirect, punitive, incidental, special consequential damages to property or life and whatsoever arising out of or connected with the use or misuse of our products. USA & CANADA: This product is not intended for sale in the United States and Canada. If purchased in the U.S. or Canada, this product is purchased on as-is basis. No warranty, whether expressed or implied is provided in the U.S. or Canada.

STRUCTURE & FUNCTIONS



Functions

1. Air Outlet
2. Power Supply Port
3. Air Inlet
4. Bottom Cover
5. • APF1 Filter (Pre Filter, HEPA Filter, Activated Carbon Filter)
• Aroma Holder
6. PM2.5 Sensor
7. Turbo Fan
8. Buzzer
9. Ultraviolet Germicidal Lamp
10. Touch Control (Power Button and Fan Speed Control)
11. PM2.5 Indicator
12. Filter Replacement Reminder
13. Fan Speed Indicator

SPECIFICATIONS

- Indicator Display : PM2.5 Level, Filter Replacement Reminder, Auto/Manual Fan Speed
- Pre-packed with Blaupunkt AirPure Filter (APF1)
- Noise Level : ≤35dB
- Fan Type : Double inlet DC Turbo Fan
- HEPA Filter Grade : H11
- Ultraviolet Wavelength : 253.7nm
- Applicable for space : 5m³-11m³
- Input Voltage : 5V
- Current : 1A
- Power : <5W
- Dimensions : 71mm x 195mm
- Net Weight : 425g
- Accessories : USB Power Cable

TROUBLESHOOTING

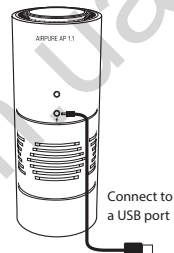
If any of the following problem occur, please resort to Troubleshooting for the possible solutions. Consult Blaupunkt authorized dealer if problem persist.

Problems	Possible Causes	Solutions
Air purifier does not power on	Air purifier is not connected to a power supply.	Ensure the USB cable is properly connected to USB power supply ports and air purifier's power input.
Airflow is significantly reduced	Exceed filter replacement cycle.	Replace with new filter.
Unusual noise while operating	Filter is not fitted properly.	Refer to operation instruction for correct filter replacement steps.

OPERATION INSTRUCTION

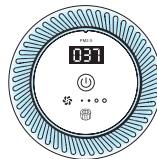
Air Purifier

- a) Connect USB charger to the 5V/1A power supply input of Air Purifier. Air purifier will have buzzing sound and illumination on the Air Outlet when turn on.



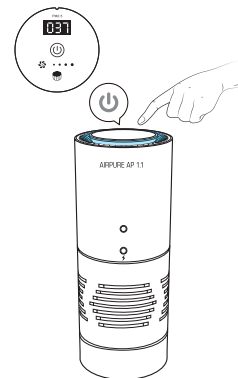
- b) Air Purifier will begin operating at auto-detection status (low fan speed) when turn on. (It will automatically switch fan to high speed when the PM2.5 value is at 50µg/m³ or above.

Turn On
(Blue Indicator)



2. Power Button

- Turn On/Off
 - Press to turn on Air Purifier, press again to adjust fan speed (On/ Low/Hi/Off).
- After Filter Replacement
 - Press and hold for 3 seconds on the power button to reset filter replacement reminder.

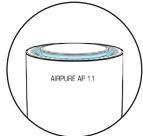


OPERATION INSTRUCTION

3. The colour of the indicator will change according to PM2.5 Value

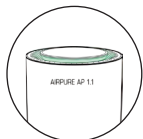
a) PM2.5 Value : 0 to 50 $\mu\text{g}/\text{m}^3$

Good Air Quality
(Blue Indicator)




b) PM2.5 Value : 51 to 99 $\mu\text{g}/\text{m}^3$

Average Air Quality
(Green Indicator)



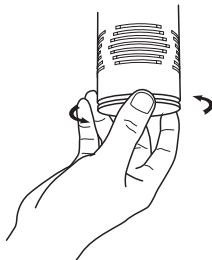
c) PM2.5 Value : 100 to 999 $\mu\text{g}/\text{m}^3$

Bad Air Quality
(Red Indicator)



Filter Replacement

1. Unscrew the bottom cover.

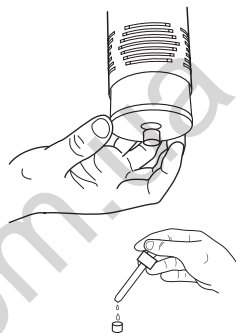


2. Remove the dirty filter and replace it with the new filter.



OPERATION INSTRUCTION

3. Optional : Drop essential oil (not included) on the aroma holder.



4. Screw the bottom cover tightly before beginning operating the Air Purifier.



130.com.ua



Designed and engineered by **Blaupunkt Competence Centre**

1 531 19 002 27 01

Autogoods "130"